

LED TRACK SPOT LIGHT

PERFORMER LED Track Spot Light



Features

- Color rendering ≥ 80
- 3 different beam angle-narrow/middle/wide
- Multiple optical accessories for visual comfort
- Tilt: 80°, rotate 355°

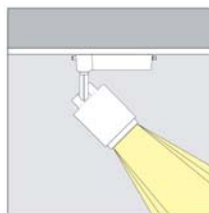
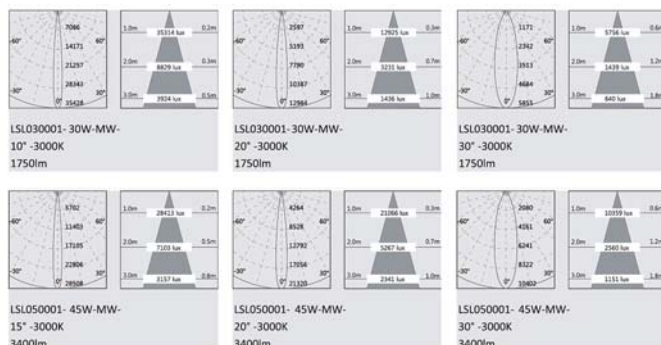


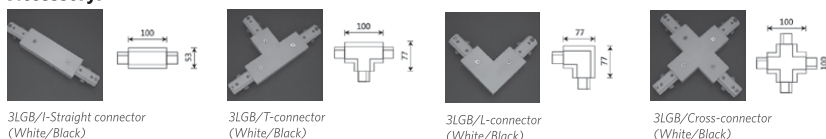
illustration of 3 beam angle for OPL LED T track Spotlight



No.	Item code	Color of Fixture	Power (W)	Lumen (lm)	Beam Angle (°)	CCT (K)
P5-1	LEDSpotTr-P-30W-3000	White/Black	30	1750	10/20/30	3000
P5-2	LEDSpotTr-P-45W-3000	White	45	3400	15/20/30	3000

No.	Accessory:	Color
P5-3	OPL-3LGB-I-BK (I-Connector)	Black
P5-4	OPL-3LGB-I-WH (I-Connector)	White
P5-5	OPL-3LGB-L-BLK (L-Connector)	Black
P5-6	OPL-3LGB-L-WH (L-Connector)	White
P5-7	OPL-Simple Straight Joint-Bk	Black
P5-8	OPL-Simple Straight Joint-WH	White
P5-9	OPL-LG310-BK-C (1-Meter Performer Track)	Black
P5-10	OPL-LG310-WH-C (1-Meter Performer Track)	White
P5-11	OPL-LG320-BK-C (2-Meter Performer Track)	Black
P5-12	OPL-LG320-WH-C (2-Meter Performer Track)	White

Accessory:



Multiple optical accessories to give visual comfort



UTILITY LED Track & Surface Mount Spot Light 7W/12W/20W/30W



- High quality and economical LED chips with exquisite optical lens
- Flexible adjustment horizontally and vertically 0°-180° in vertical
- Uniform light beam with clean beam angle

No.	Accessory:	Color
P5-18	OPL-LG210-WH-2W-1M	White
P5-19	OPL-LG210-WH-2W-2M	White
P5-20	OPL-I-CONNECTOR-LGLIQ-I-WH	White
P5-21	OPL-L-CONNECTOR-LGLIQ-L-WH	White

No.	Item code	Power (W)	Lumen (lm)	Input Current (mA)	Dimension	Color	CCT (K)
P5-13	LED-SpotTr-U-7W-30D (Track Spot)	7	350	63	Ø50 x L88 x 79x H116	White/Black	3000/4000/6500
P5-14	LED-SpotSm-U-7W-30D (Surface Mount)	7	350	63	Ø50 x L88 x 79x H116	White/Black	3000/4000/6500
P5-15	LED-SpotTr-U-12W-30D-WH	12	800	110	Ø50 x L126 x 110 x H127	White	3000/4000/6500
P5-16	LED-SpotTr-U-20W-30D-WH	20	1200	170	Ø60 x L144 x 134 x H137	White	3000/4000/6500
P5-17	LED-SpotTr-U-30W-30D-WH	30	2200	140	Ø73 x L206 x 139 x H167	White	3000/4000/6500