

PRODUCT DATASHEET

P PAR 38 120 30° 12.5 W/2700K E27

PARATHOM DIM PAR38 | Dimmable LED reflector lamps PAR38 with retrofit screw base



AREAS OF APPLICATION

- Decorative public outdoor lighting
- Display cabinets and shop windows
- Museums, art galleries
- Hospitality
- Residential interiors
- As a downlight for marking walkways, doors, stairs, etc.
- Outdoor applications only in suitable luminaires

PRODUCT BENEFITS

- Low energy consumption
- Easy relamping thanks to compact design
- Instant 100 % light, no warm-up time

PRODUCT FEATURES

- Type of protection: IP65
- Professional LED alternative to PAR38 halogen lamps
- Dimmable (with many common dimmers, see also www.ledvance.com/dim)
- Mercury-free lamps



TECHNICAL DATA

Electrical data

Rated wattage	12.50 W
Nominal wattage	12.50 W
Nominal voltage	220...240 V
Claimed equiv. conventional lamp power	120 W
Max. lamp no. on circuit break. 10 A (B)	110
Max. lamp no. on circuit break. 16 A (B)	180
Operating frequency	50...60 Hz
Power factor λ	0.91

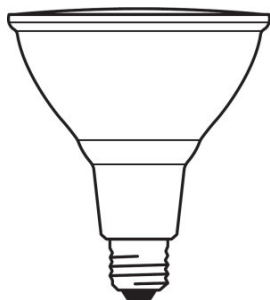
Photometrical data

Nominal luminous flux	1035 lm
Rated luminous flux	1035 lm
Rated color temperature	2700 K
Lumen main.fact.at end of nom.life time	0.70
Light color (designation)	Warm White
Color temperature	2700 K
Luminous flux	1035 lm
Color rendering index Ra	≥ 80
Standard deviation of color matching	≤ 6 sdc
Color rendering index Ra	≥ 80
Nominal useful luminous flux 90°	1035 lm
Rated useful luminous flux 90°	1035 lm
Rated peak intensity	2600 cd

Light technical data

Beam angle	30 °
Warm-up time (60 %)	< 0.50 s
Starting time	< 0.5 s
Nominal beam angle	30 °
Rated beam angle (half peak value)	30.00 °

Dimensions & weight



Overall length	132.0 mm
Diameter	120.0 mm
Outer bulb	PAR121
Length	132.0 mm
Maximum diameter	122.0 mm

Temperatures & operating conditions

Maximum temperature at tc test point	85 °C
---------------------------------------------	-------

Lifespan

Nominal lamp life time	25000 h
Rated lamp life time	25000 h
Number of switching cycles	100000

Additional product data

Base (standard designation)	E27
Mercury content	0.0 mg
Mercury-free	Yes
Show WEEE picto	Yes
Product remark	All technical parameters apply to the entire lamp/Due to the complex production process for light-emitting diodes, the typical values shown for the technical LED parameters are purely statistical values that do not necessarily match the actual technical parameters of each individual product, which can vary from the typical value

Capabilities

Dimmable	Yes
-----------------	-----

Certificates & standards

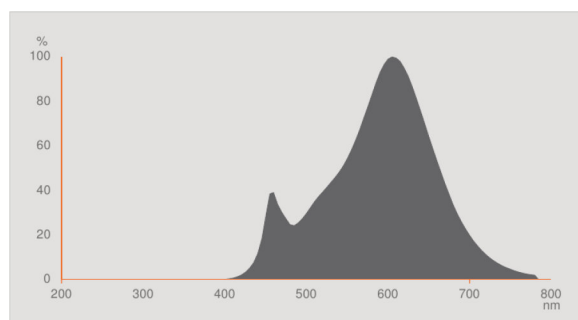
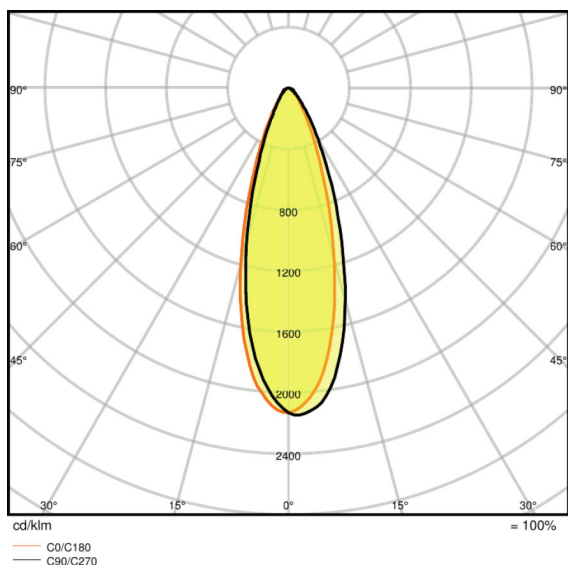
Energy efficiency class	A+
--------------------------------	----

Energy consumption	13 kWh/1000h
---------------------------	--------------

Country-specific categorizations

Order reference	LPPR38D12030 12
------------------------	-----------------

Light Distribution



LDC typ polar

Spectral power distribution

LOGISTICAL DATA

Product code	Packaging unit (Pieces/Unit)	Dimensions (length x width x height)	Gross weight	Volume
4058075264083	Folding carton box 1	127 mm x 129 mm x 170 mm	465.00 g	2.79 dm ³
4058075264090	Shipping carton box 6	402 mm x 278 mm x 196 mm	3127.00 g	21.90 dm ³

The mentioned product code describes the smallest quantity unit which can be ordered. One shipping unit can contain one or more single products. When placing an order, for the quantity please enter single or multiples of a shipping unit.

REFERENCES / LINKS

For dimming conformity see
 ▶ www.ledvance.com/dim

For further products and actual information concerning LED lamps see
 ▶ www.ledvance.com/ledlamps

For Guarantee see

▶ www.ledvance.com/guarantee

DISCLAIMER

Subject to change without notice. Errors and omission excepted. Always make sure to use the most recent release.