


LED Intelligent Driver

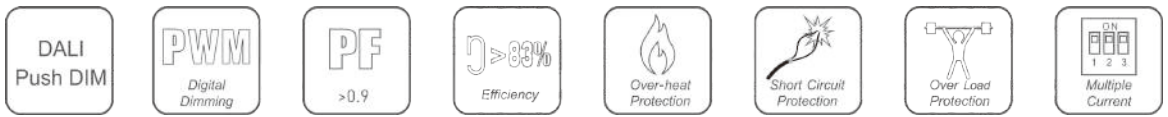
1W~15W 100~700mA 10~54Vdc



Dimmable:
0.1%-100%

- Dimming interface: DALI, Push DIM
- PWM digital dimming, no alter LED color rendering index.
- Dimming range: 0~100%, LED start at 0.1% possible.
- Support lamp current state and fault feedback function.
- DALI dimming curve can be either linear or logarithmic.
- Non-load output voltage 0V to prevent damages to LED caused by poor contact.
- Multi-current & wide voltage, suitable for different power LED.
- Short circuit / Over-heat / Over load / Non-load protection.
- Class 2 power supply. Full protective plastic housing.
- DALI bus standard: IEC62386-101, 102, 207.
- Compliant with Safety Extra Low Voltage standard.
- Suitable for internal lights application for I/II/III.

TUV Certificate No. B 17 06 01119 001
 BIS Certificate No. R-41072265
 CB Certificate No. SG PSB-LE-00609
 RCM Equipment registration No: E2017013627 Ref: ESV170365
 ENEC Certificate No. U6 17 07 01119 004
 CE EMC Certificate No. BST1702498520001Y-IEC-1
 LVD Certificate No. BST1709992470001Y-ISC-2
 CCC Certificate No. 2017011002993755



Main Characteristics

Dimming Interface: DALI, Push Dim
 Input Voltage Range: 220-240Vac ±10%
 Frequency: 50/60Hz
 Input Current: <0.15A
 Power Factor: PF>0.90/230Vac, at full load
 THD: ≤20% at 230Vac, at full load
 Efficiency: >83%
 Inrush Current(typ.): Cold start 2.53A at 230Vac (twidth=25.1µs measured at 50% Ipeak)
 Control Surge Capability: L-N: 1kV
 Leakage Current: <0.5mA/230Vac
 Operating Voltage: 10-54Vdc
 Output Power Range: 1W-15W

Current Accuracy: ±3%
 Max Output Voltage: 58Vdc
 Non-load Output Voltage: 0Vdc
 PWM Frequency: ≤4KHz
 Dimming Range: 0~100%, LED start at 0.1% possible.
 Working Temperature: ta: -30°C ~ 50°C tc: 90°C
 Working Humidity: 20 ~ 95%RH, non-condensing
 Storage Temp., Humidity: -40 ~ 80°C, 10~95%RH
 Temp. Coefficient: ±0.03%/°C(0-50°C)
 Vibration: 10~500Hz, 2G 12min./1cycle, period for 72min. each along X, Y, Z axes

Output Current :	100mA	180mA	300mA	350mA	450mA	500mA	600mA	700mA
Output Voltage :	10-54V	10-54V	10-50V	10-43V	10-34V	10-30V	10-25V	10-22V
Output Power :	1W-5.4W	1.8W-9.72W	3W-15W	3.5W-15.05W	4.5W-15.3W	5W-15W	6W-15W	7W-15.4W

Protection

Over-heat Protection: Shut down the output when PCB temp. ≥110°C, auto recovers when temp. back to normal.
 Over Load Protection: Shut down the output when rated power ≥102% ~125%, auto recovers when the load is reduced.
 Short Circuit Protection: Shut down automatically if short circuit occurs, auto recovers after faulty condition is removed.
 Non-load Protection: Shut down the output if no load, auto recovers when load back to normal.

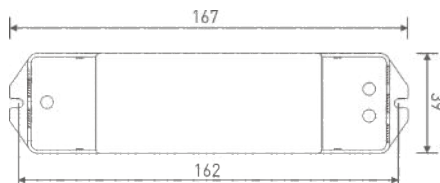
Safety & EMC

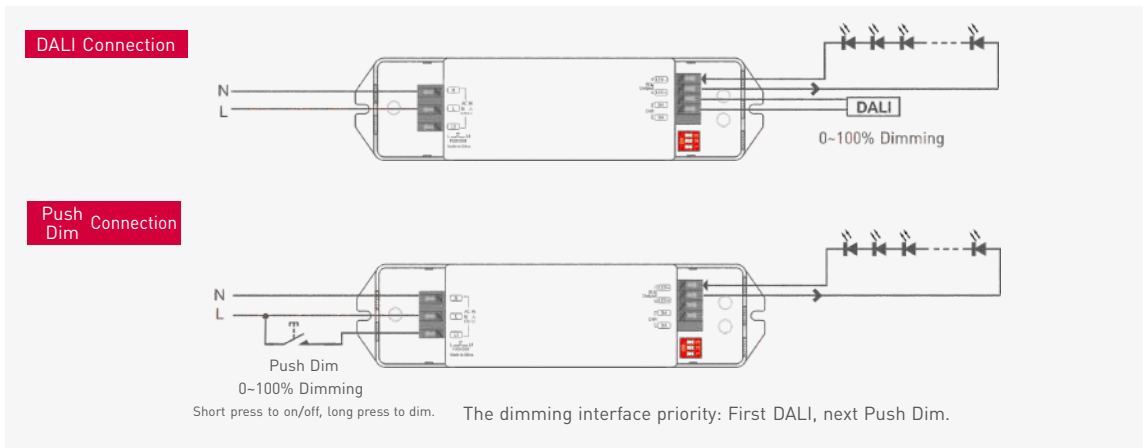
Withstand Voltage: I/P-O/P: 3750Vac
 Isolation Resistance: I/P-O/P: 100MΩ/500VDC/25°C/70%RH
 Safety Standards: IEC/EN61347-1, IEC/EN61347-2-13
 EMC Emission: EN55015, EN61000-3-2 Class C, IEC61000-3-3
 EMC Immunity: EN61000-4-2,3,4,5,6,8,11 EN61547

Others

Dimension: 167×39×30mm(L×W×H)
 Packing: 168×41×32mm(L×W×H)
 Weight(G.W.): 160g±10g

Dimensions





Push Dimming




Reset Switch

- On/off control: Short press.
- Stepless dimming: Long press.
- With every other long press, the light level goes to the opposite direction.
- Dimming memory: Brightness will be the same as previously adjusted when turning off and on again.

LED Current Selection

Quick options: DIP switch for 8 optional currents' quick selection[see the table below].



↑↑↑	↑↑↑	↑↑↑	↑↑↑	↑↑↑	↑↑↑	↑↑↑	↑↑↑	↑	↓
100mA	180mA	300mA	350mA	450mA	500mA	600mA	700mA	ON	OFF
10-54V	10-54V	10-50V	10-43V	10-34V	10-30V	10-25V	10-22V		

* After current setting by DIP switch, power off and then power on to make the new current effective.

* E.g. LED 3.2V/pcs: 10-54V can power 3-16pcs LEDs in series, 10-22V can power 3-6pcs LEDs, the max quantity of LEDs in series will be subject to the actual voltage of LED.

Relationship Diagrams

