

## Connection Units, 20A Switches and Flex Outlets

### Standards and approvals

All Logic Plus Connection Units comply with BS 1363 Part 4: 1995.

The 20A DP switch complies with BS EN 60669-1: 2000

The flex outlet plate complies with BS 5733: 1995.

Fuses are to BS 1362.



### Technical specification

#### Electrical

Voltage rating:  
250V a.c.

Current rating:  
Connection units – 13 amp  
DP switches – 20 amp  
Flex outlets – 20 amp

Terminal capacity:

Supply terminal: 2 x 6mm<sup>2</sup> stranded  
2 x 4mm<sup>2</sup>  
3 x 2.5mm<sup>2</sup>

Load terminals: 2 x 6mm<sup>2</sup> stranded  
2 x 4mm<sup>2</sup>  
3 x 2.5mm<sup>2</sup>

Flex outlet/  
Cord Grip capacity:

Connection units: min: 2 core, 0.5mm  
max: 3 core, 1.5mm

20 amp DP  
switches & flex outlet plate  
min: 3 core, 1.5mm  
max: 3 core, 2.5mm

#### Physical

Ambient operating temperature:  
-5°C to +40°C  
(not to exceed an average of more than 25°C in any  
24 hour period)

IP rating:  
With flex outlet: IP2XD  
Without flex outlet: IP4X

Max. installation altitude:  
2000 metres

### Description

A range of 13A fused connection units and 20A DP switches designed for the connection of refrigerators, water heaters, central heating boilers and other fixed appliances.

The ranges are designed for ease of installation and have the advantageous design features of the MK range of wiring devices.

#### Neon indicators

Products are available with Neon indicators included in the rockers of the switched connection units. In the case of unswitched units, they can be located centrally and uppermost on the face plate. Neon indicators are integrally wired into the product and do not require separate connection when installing. The design gives 175° visibility in the horizontal and vertical planes.

#### Fuse carriers

These are captive and are opened by a fast acting, screwdriver operated worm drive for ease of replacement. A tamper-proof version is also available.

Fuse carriers can be locked open using a padlock, List No. K2000.

#### Flex outlets

Bottom outlet types are supplied with blanking plug allowing use where the bottom outlet is not required. Spare blanking plugs are available.

The products are equipped with very strong, push-fit nylon cord grips making installation safe, quick and easy.

#### Flex outlet plate

An unfused flex outlet with cord grip and 3 pairs of terminals.

### Installation

#### Wiring

Products must be installed in accordance with current IEE Regulations.

#### Changing Fuses

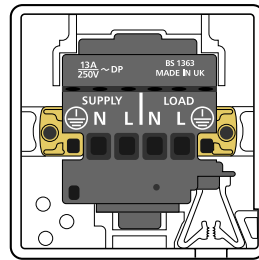
1. Unscrew the fuse carrier screw to partially eject the carrier.
2. Carefully lever the carrier out further to remove the fuse. Note: The carrier does not come fully out.
3. Always replace with a BS 1362 type fuse (as used in 13A plugs) of the correct rating.
4. Consistent fuse blowing could mean a faulty appliance. If in doubt, consult a qualified electrician.
5. Push carrier back until engaging with jacking screw. Screw the carrier down until flush with surface of the plate. Do not over tighten the screw.

## Connection Units, 20A Switches and Flex Outlets

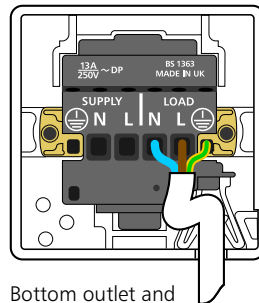
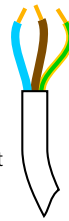
### Features

- Optional indicators in the switch rockers with 175° visibility in the horizontal and vertical planes
- Worm-drive operated fuse carriers for additional security (tamper-proof version available)
- Fuse carrier lockable in open position
- All supply and load cables can be cut and stripped to the same length
- Integrally wired Neon indicators save installation time
- Push-fit cord grips, for safer, quicker installation
- Angled, top mounted terminal screws simplify wiring
- Moulded 'on' indicator flash on switches cannot rub off – totally safe
- Captive fuse carrier
- Additional electrical safety from neutral 'make first', 'break last' feature
- Secure cable and flexible cord connection
- All terminal and fixing screws operated by one-size (4mm) screwdriver
- Backed out and captive terminal screws

**Note:** These switches are not recommended for switching large banks of PCs

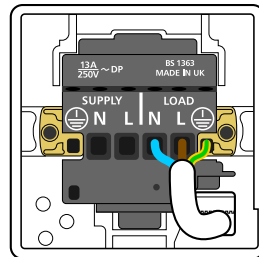
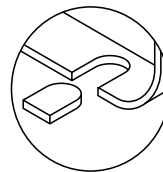


Supply and load cable cords cut and stripped to same length



Bottom outlet and cord grip

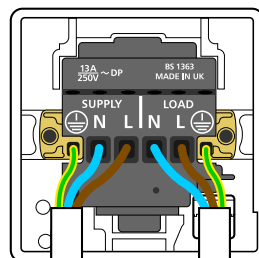
Blanking plug for bottom outlet



Front outlet cord grip



Lockable fuse carrier



Supply Load

Supply and non flexible load cables

**PLEASE NOTE THAT THE TERMINAL LAYOUT OF THE FLEX OUTLET, K1090, IS DIFFERENT TO THAT SHOWN ABOVE. ALL OTHER PRODUCTS ARE AS INDICATED.**