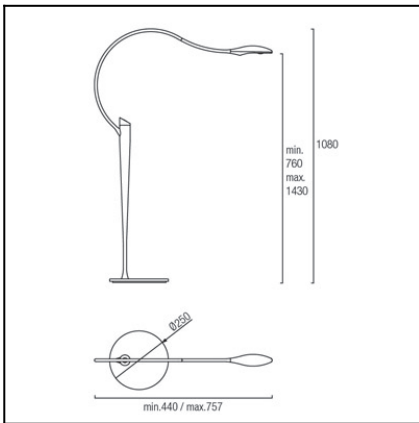


Design by Josep Patsí



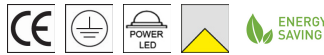
The photograph may not match the reference exactly. Please read the product description to identify the finish.



[Download photometric file .ldt / .ies](#)

TECHNICAL CHARACTERISTICS

Type:	Floor lamp
Adjustable $\pm 180^\circ$ on the vertical axis	
IP Protection degrees:	IP20
Bulb:	1 x LED Cree. Warm White - 3000K
Power (W):	4.5W
Total power consumption (W):	5.7
Luminous efficacy (Lm/W):	70
Voltage / Frequency:	100-240V/50-60Hz
Warranty (Years):	2
Option to extend the guarantee:	Yes, 5 years
Units per box:	1
Net Weight (Kg):	4.7
EAN:	8435111089965,00



MATERIALS / FINISHES

Structure material: Aluminium Steel	Diffuser material: Polycarbonate
Structure finish: White lacquered	Diffuser finish: Transparent

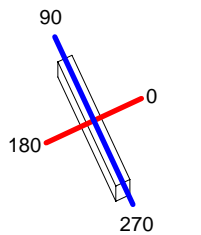
GEAR

Multi-voltage electronic gear included (110-240 V / 50-60 Hz)

Luminaire		Measur.		Lamp		
Code	25-4415-78-M2	Code	10-4415-78-M2	Code	10-4415-78-M2	
Name	Pie SUPLE led 4.5W	Name	Sobremesa SUPPLE led 1x4.5W	Number	1	
Line	- LEDS C4 LEDS	Date	14-03-2013	Position	Universal	
Efficiency	100.00%	Coordinate system	CG	Total Flux	236.53 lm	
Maximum value	143.56 cd	Position	C=0.00 G=5.00	Double Symmetrical		
Rectangular Luminaire	Length	440 mm	Width	50 mm	Height	35 mm
Round Luminous Area	Diam.	21 mm	Height	0 mm		
Horizontal Luminous Area	0.000346 m2	Emitting area on Plane 180°		0.000000 m2		
Emitting area on Plane 0°	0.000000 m2	Emitting area on Plane 270°		0.000000 m2		
Emitting area on Plane 90°	0.000000 m2	Glare area at 76°		0.000084 m2		
Symmetry Type	Double Symmetrical	Maximum Gamma Angle	90			
Measurement Distance	6.44	Measurement Flux	236.53 lm			
Operator	Asselum T2	Source voltage	230.00 V			
Temperature	20.00 °C	Source current	PRC			
Humidity	47.00 %	Photocell				
Notes						

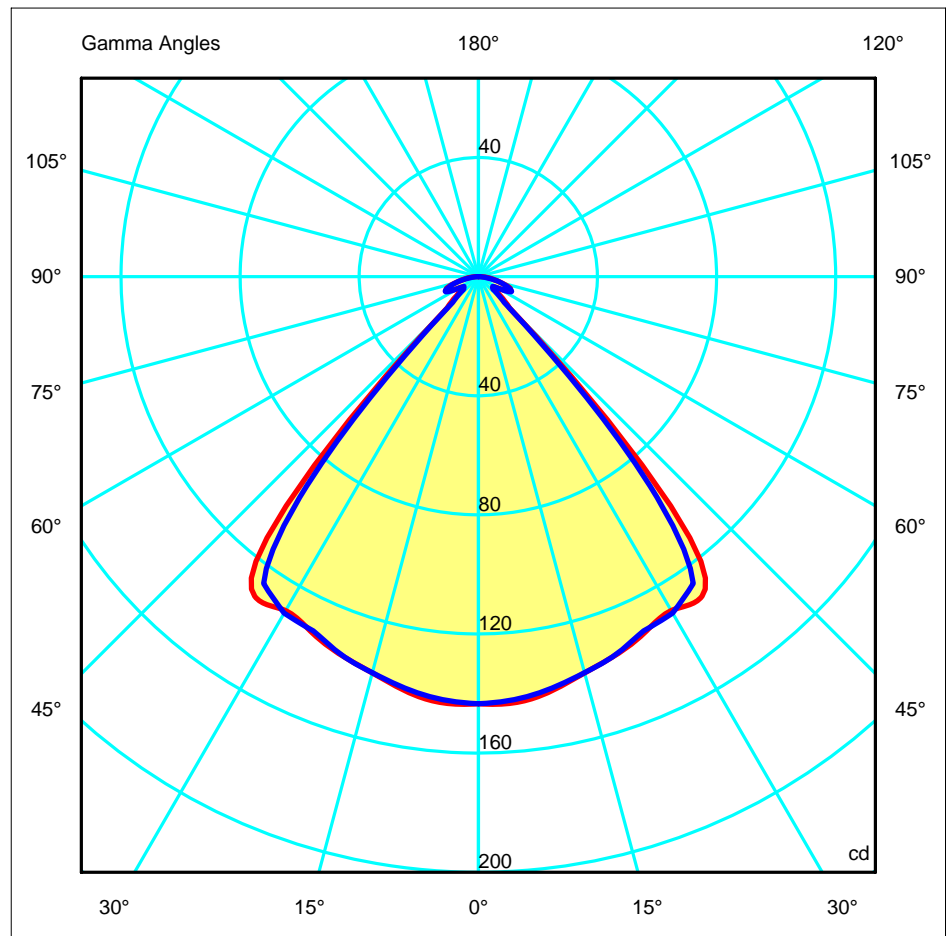
Luminaire Lamps						
Line	Code	Name	Flux [lm]	Pow. [W]	Q.ty	
- LEDS C4 LEDS	10-4415-78-M2	Lámpara led blanco cálido 4.5W	236.53	4.00	1	
C.I.E.	82 91 98 100 100	D DIN 5040	A60			
F UTE	1.00 B	B NBN	BZ 2			

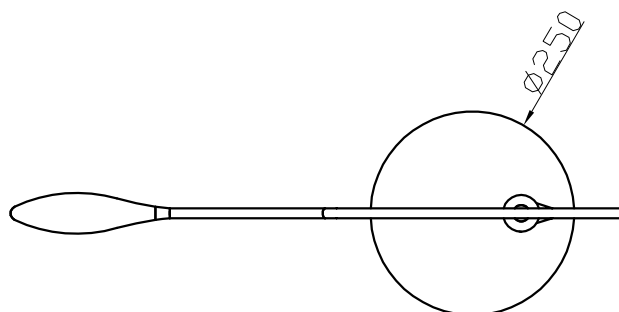
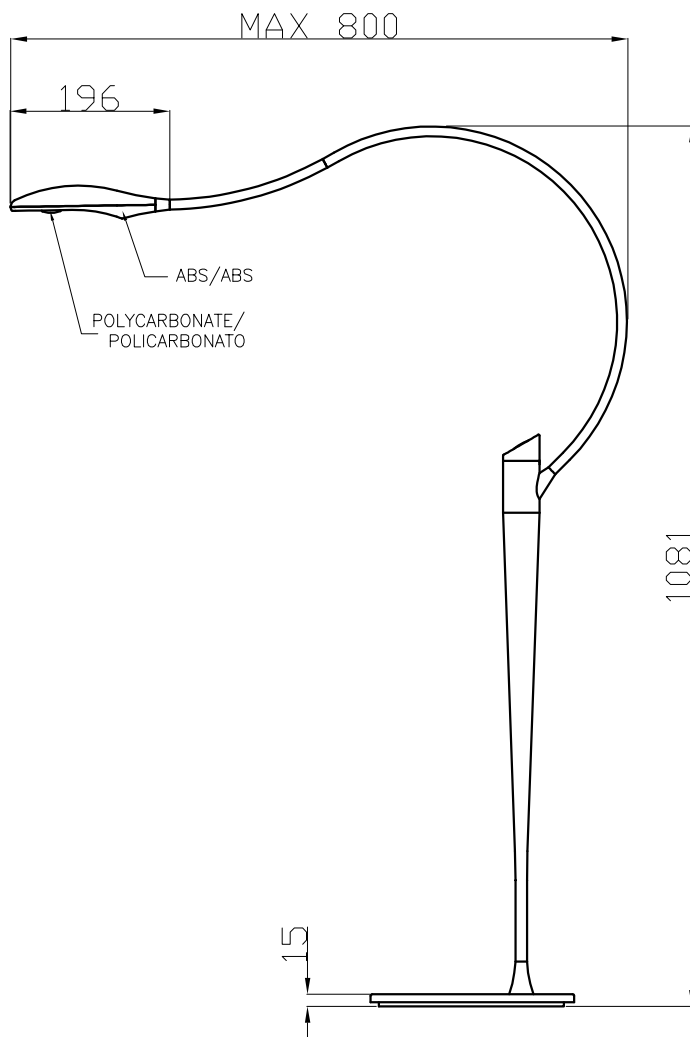
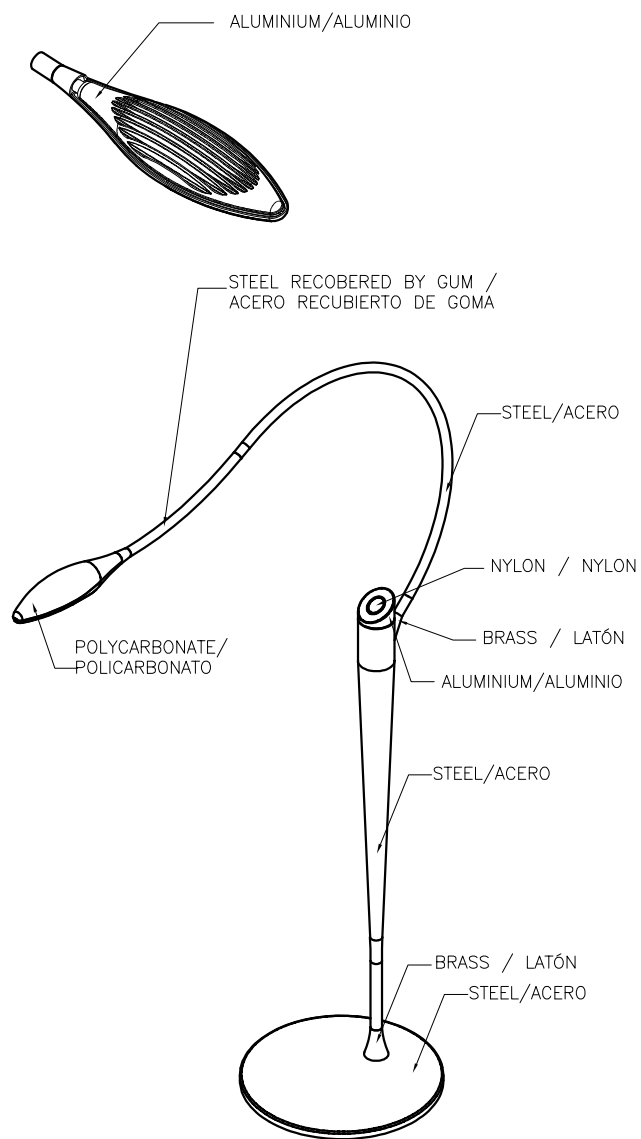
440mm x 50mm



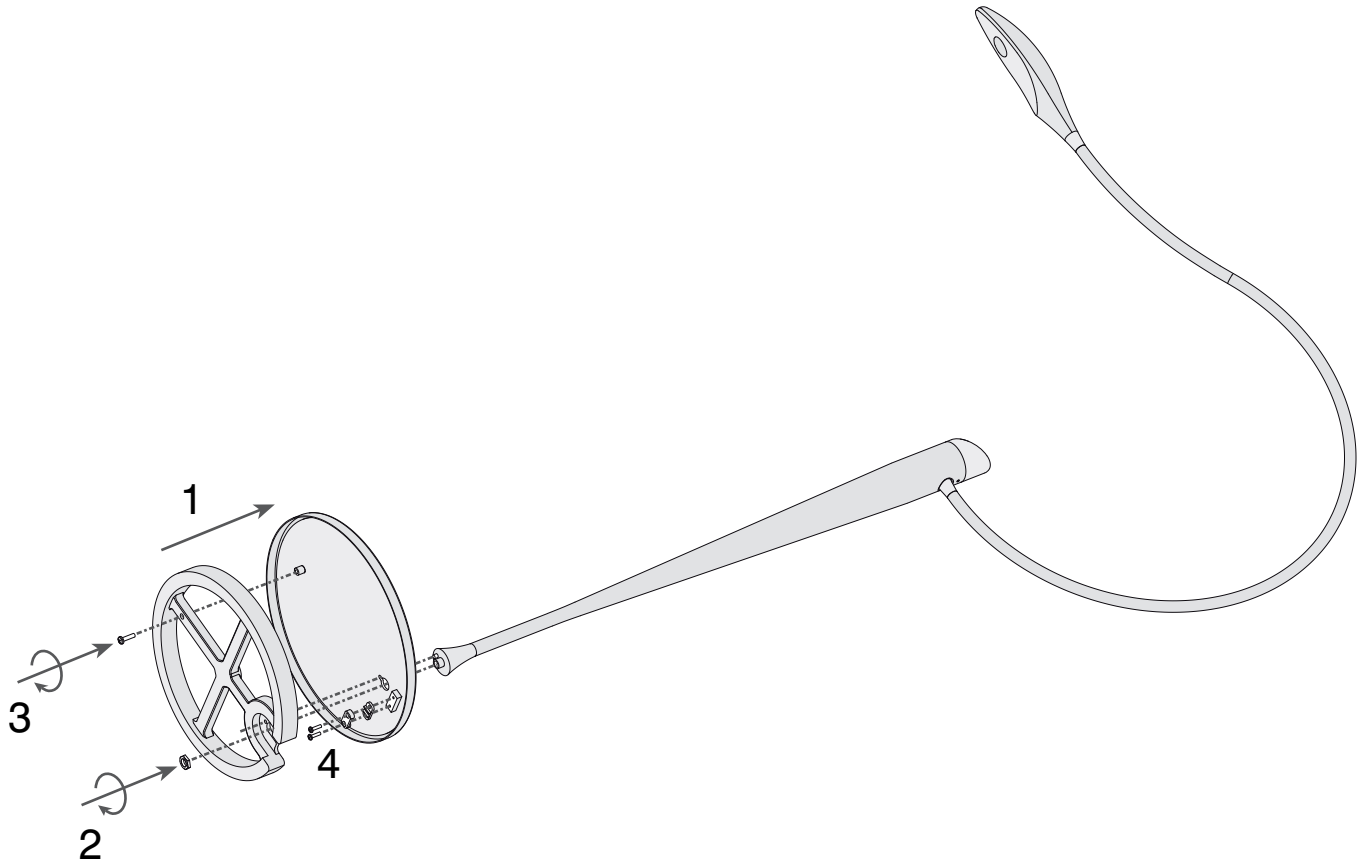
C Halfplanes
 180.0 — 0.0
 270.0 — 90.0

ULOR 0.00 %
 DLOR 100.00 %
 RN 0.00 %





1



2

