

Benefits

- Outstanding waterproof design, adaptable in rough environment
- Up to 90% energy saving comparing to conventional wall lamp
- Impact resistant, long life, low maintenance cost

Application

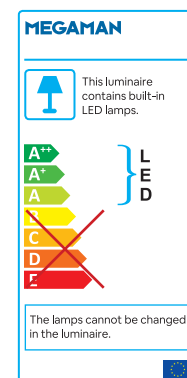


Model	Item Description	W	PF	lm	lm/W	mA	BA	Life
ZDL1110-Y-BH-15W	SIGV1 BH 15W R180 3000K BK	15	0.5	1350	90	140	120°	30000
ZDL1110-Y-BH-15W	SIGV1 BH 15W R180 3000K WH	15	0.5	1350	90	140	120°	30000
ZDL1110-Y-BH-15W	SIGV1 BH 15W R180 4000K BK	15	0.5	1350	90	140	120°	30000
ZDL1110-Y-BH-20W	SIGV1 BH 20W R220 3000K BK	20	0.5	1800	90	170	120°	30000
ZDL1110-Y-BH-20W	SIGV1 BH 20W R220 4000K BK	20	0.5	1800	90	170	120°	30000
ZDL1110-Y-BH-20W	SIGV1 BH 20W R220 6500K BK	20	0.5	1800	90	170	120°	30000
ZDL1110-CF-BH-15W	SIGV1 BH 15W RE100 3000K BK	15	0.5	1350	90	140	120°	30000
ZDL1110-CF-BH-15W	SIGV1 BH 15W RE100 3000K WH	15	0.5	1350	90	140	120°	30000

Technical Specifications	
CRI	80
Colour Consistency (SDCM)	< 6
Dimmable	No
Housing Colour	White/Black
IP	IP54
IK	IK08
Driver integrated (Yes/No)	Yes
Glow wire test	650 C
Driver failure rate	1% at 5000h
Weight (pc/kg)	0.22/0.20

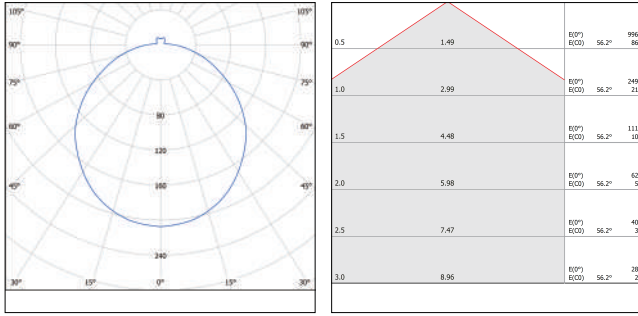
Electrical Supply	
Frequency (Hz)	50/60Hz
Voltage (V)	220V-240V
AC/DC	AC
Mechanical Properties	
Optical Material	PC
Housing Material	PS
Application Conditions	
Operating Temperature	-20 C ~40 C
Application Temperature	25 C
Storage Environment	-25 C ~50 C

CE CB

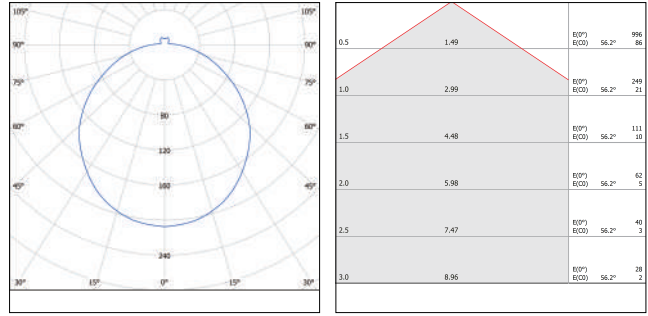


Photometric Data

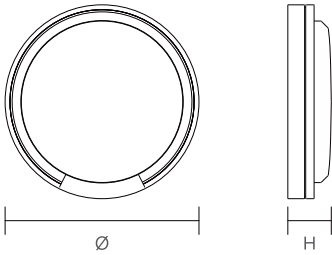
15W



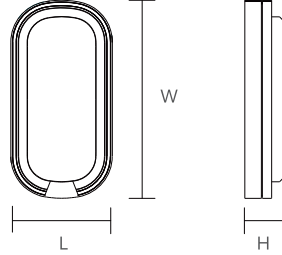
15W



Dimensional Drawing



Model	Ø(mm)	H(mm)
ZDL1110-Y-BH-15W	180	46
ZDL1110-Y-BH-20W	220	50



Model	L(mm)	W(mm)	H(mm)
ZDL1110-CF-BH-15W	100	200	42

Packaging Information

Model	Item Description	Single Box Dimensions (LxWxH)mm	Outer Box Dimensions (LxWxH)mm	Packing Qty (PCS/CTN)
ZDL1110-Y-BH-15W	SIGV1 BH 15W R180 3000K BK	185*51*185	390*280*390	20
ZDL1110-Y-BH-15W	SIGV1 BH 15W R180 3000K WH	185*51*185	390*280*390	20
ZDL1110-Y-BH-15W	SIGV1 BH 15W R180 4000K BK	185*51*185	390*280*390	20
ZDL1110-Y-BH-20W	SIGV1 BH 20W R220 3000K BK	225*55*225	580*245*245	20
ZDL1110-Y-BH-20W	SIGV1 BH 20W R220 4000K BK	225*55*225	580*245*245	20
ZDL1110-Y-BH-20W	SIGV1 BH 20W R220 6500K BK	225*55*225	580*245*245	20
ZDL1110-CF-BH-15W	SIGV1 BH 15W RE100 3000K BK	105*47*210	445*255*230	20
ZDL1110-CF-BH-15W	SIGV1 BH 15W RE100 3000K WH	105*47*210	445*255*230	20