

Features

UV Cold Cathode lamp for disinfection/deodorization water, air and surface.

Size, Wavelength	Lamp diameter ϕ 4.0mm Lamp length 85mm, 165mm, 255mm 3 types Wavelength 254nm and 185+254nm 2 types
Product features	<ul style="list-style-type: none"> • Long life Life time of L:85mm is 30,000Hrs., L:165mm and 255mm are 50,000Hrs. • Compact • Vibration-proof • Power saving • Never unlighted even the lamp turns ON/OFF repeatedly • Possible to select wavelength depends on purpose

Recommended Applications

Deodorizer, Air purifier, Air conditioner, Vacuum cleaner, Humidifier, Water purifier etc.

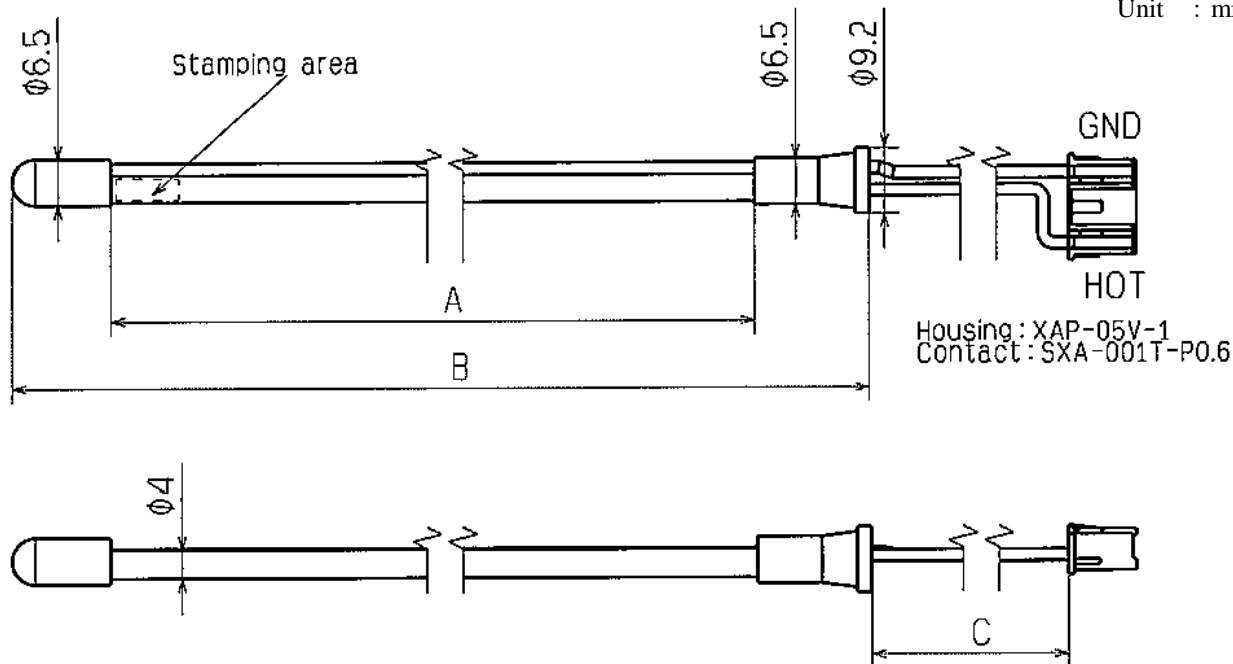
*UV-CCLs are mercury-contained products. According to rules of municipalities, segregate and discharge them individually at homes, and companies should follow laws and regulations.
According to the conventions of Mercury, please see the Japan Lighting Manufactures Association's HP.
<http://jlma.or.jp/kankyo/suigin/>



Outline Dimensions

UV-CCL WH Ass'y TYPE

Unit : mm



Part Name

Part Name	Dimension: A (mm)	Dimension: B (mm)	Dimension: C (mm)	Peak Wavelength (nm)	Lamp Length (mm)
UC/4E85/3	(55)	(85)	100	185+254	70
UC/4F85/3				254	
UC/4E165/3	(135)	(165)		185+254	150
UC/4F165/3				254	
UC/4E255/3	(225)	(255)		185+254	240
UC/4F255/3				254	

* The rubber sockets will move during transport.
So, the dimension that related to the rubber sockets, is noted in brackets.



Specifications

UV-CCL WH Ass'y TYPE

【 General Characteristics / Ozone Lamp 】

Part Name	UC/4E85/3	UC/4E165/3	UC/4E255/3	Unit	Note
Lamp length	70mm	150mm	240mm		
Starting Voltage	400MAX	600MAX	860MAX	(V RMS)	Ambient temperature 25°C, Note 1
	600MAX	900MAX	1300MAX		Ambient temperature 0°C, Note 1
Recommended applied voltage	1000MIN	1200MIN	1500MIN	(V RMS)	For discharge in dark space, Note 2
Discharge in dark space	1MAX	1MAX	1MAX	(s)	Not e3
Lamp current	10±0.05	15±0.05	15±0.05	(mA RMS)	
Lamp voltage	Initial 160±50 End of life 260MAX	Initial 220±60 End of life 360MAX	Initial 360±75 End of life 500MAX	(V RMS)	
Lamp power consumption	Initial 1.6	Initial 3.3	Initial 5.4	(W)	Commutation value
UV irradiance	2.2±0.5	7.0±0.8	11.7±1.5	(μW/cm ²)	Measurement distance shall be 1.0m, Note 4
UV radiant Flux	0.2	0.6	1.1	(W)	Calculation from JIS C7605
Ozone amount	(3)	(9)	(15.5)	(mg/h)	Note 5
Time to stabilize UV irradiance	60MAX	60MAX	60MAX	(s)	Note 6

* It is likely to change without a previous notice. Please acknowledge it beforehand.

Note 1: Peak voltage on both ends of lamp when lamp is completely turned on by sliding-up voltage method.

Note 2: Required voltage that apply to the both edges of UV-lamp, for turning this lamp on correctly in a darkness area where this specifications stated.

Note 3: Turn lamp on at rating current for 60sec., store lamp for 24hrs in a completely dark space at room temperature, and turn lamp on within 1sec with 0.1lx. (Supply voltage: demand applied voltage)

Note 4: The measurement part is made respect not stamped.

Note 5: Value of Ozone is reference value.

Note 6: Time which reaches 90% of UV irradiance in saturation
(at 25°C · As a state of the single lamp item)

【 About “starting voltage” and “recommended applied voltage” 】

[Starting voltage]

Needed input voltage to the both edge of the lamp to turn it on under the ambient illuminance is less than 0.1(lx).

[Recommended applied voltage]

In a case of the ambient illuminance would be under 0.1(lx), we recommend to input higher voltage than the starting voltage.

When the ambient illuminance is under 0.1(lx), there is a possibility to late the lighting start time. Inputting higher voltage, has an effect to improve its lighting start time, so this specification stated it as a recommended value.



Specifications

UV-CCL WH Ass'y TYPE

【 General Characteristics / Germicidal Lamp 】

Part Name	UC/4F85/3	UC/4F165/3	UC/4F255/3	Unit	Note
Lamp length	70mm	150mm	240mm		
Starting Voltage	400MAX 600MAX	600MAX 900MAX	860MAX 1300MAX	(V RMS)	Ambient temperature 25°C, Note1 Ambient temperature 0°C, Note1
Recommended applied voltage	1000MIN	1200MIN	1500MIN	(V RMS)	For discharge in dark space, Note2
Discharge in dark space	1MAX	1MAX	1MAX	(s)	Note3
Lamp current	10 ± 0.05	15 ± 0.05	15 ± 0.05	(mA RMS)	
Lamp voltage	Initial 140 ± 35 End of life 240MAX	Initial 205 ± 25 End of life 320MAX	Initial 320 ± 50 End of life 440MAX	(V RMS)	
Lamp power consumption	Initial 1.4	Initial 3.1	Initial 4.7	(W)	Commutation value
UV irradiance	2.1 ± 0.5	6.7 ± 0.9	11.4 ± 1.5	(μW/cm ²)	Measurement distance shall be 1.0m, Note4
UV radiant Flux	0.2	0.6	1.1	(W)	Calculation from JIS C7605
Time to stabilize UV irradiance	60MAX	60MAX	60MAX	(s)	Note5

* It is likely to change without a previous notice. Please acknowledge it beforehand.

Note 1: Peak voltage on both ends of lamp when lamp is completely turned on by sliding-up voltage method.

Note 2: Required voltage that apply to the both edges of UV-lamp, for turning this lamp on correctly in a darkness area where this specifications stated.

Note 3: Turn lamp on at rating current for 60sec., store lamp for 24hrs in a completely dark space at room temperature, and turn lamp on within 1sec with 0.1lx.(Supply voltage: demand applied voltage)

Note 4: The measurement part is made respect not stamped.

Note 5: Time which reaches 90% of UV irradiance in saturation (at 25°C • As a state of the single lamp item)

【 About “starting voltage” and “recommended applied voltage” 】

[Starting voltage]

Needed input voltage to the both edge of the lamp to turn it on under the ambient illuminance is less than 0.1(lx).

[Recommended applied voltage]

In a case of the ambient illuminance would be under 0.1(lx), we recommend to input higher voltage than the starting voltage.

When the ambient illuminance is under 0.1(lx), there is a possibility to late the lighting start time. Inputting higher voltage, has an effect to improve its lighting start time, so this specification stated it as a recommended value.



Specifications

UV-CCL WH Ass'y TYPE

【Absolute Maximum Ratings】

Items		Standards			
		MIN	TYP	MAX	Note
Operation Temperature	(°C)	0	-	60	—
Operation Humidity	(%Rh)	5	-	95	—
Storage Temperature	(°C)	-30	-	85	—
Storage Humidity	(%Rh)	5	-	95	—
Operation Lamp Current	(mA)	2	10	11	70mm
		2	15	16	150mm,240mm
Operation Frequency	(kHz)	30	55	100	—



Specifications

UV-CCL WH Ass'y TYPE

【 Lifetime 】

1. Ozone Lamp

	Lamp Length	Rated Current	Life	Ambient Temperature
Room temperature continuous lighting	70mm	10mA	30,000h(MIN)	25±5℃
	150mm,240mm	15mA		
Low temperature continuous lighting	70mm	10mA	1,800h(MIN)	0±2℃
	150mm,240mm	15mA		

2. Germicidal lamp

	Lamp Length	Rated Current	Life	Ambient Temperature
Room temperature continuous lighting	70mm	10mA	30,000h(MIN)	25±5℃
	150mm,240mm	15mA	50,000h(MIN)	
Low temperature continuous lighting	70mm	10mA	1,800h(MIN)	0±2℃
	150mm,240mm	15mA	3,000h(MIN)	

【 Definition of Life 】

UV irradiance reaches 50% of the initial irradiance. (254nm)



Reliability Testing Results

UV-CCL WH Ass'y TYPE

No.	Items	Test Conditions	Standards
1	Life Operation test	25±5°C Rated Current Ozone lamp / Germicidal lamp 70mm : 30,000hrs. Germicidal lamp 150mm, 240mm : 50,000hrs.	B
2	On-Off Operation test	25±5°C ON/1min OFF/1min (the off time is conclude) Rated Current Ozone lamp / Germicidal lamp 70mm : 30,000hrs. Germicidal lamp 150mm, 240mm : 50,000hrs.	B
3	Low temperature Operation test	0±2°C Rated Current Ozone lamp / Germicidal lamp 70mm : 1,800hrs. Germicidal lamp 150mm, 240mm : 3,000hrs.	B
4	High temp., High humidity Operation test	60±2°C 90±5%Rh Rated Current Ozone lamp / Germicidal lamp 70mm : 1,800hrs. Germicidal lamp 150mm, 240mm : 3,000hrs.	B
5	Temperature cycle Operation test Heat shock test	-30°C ⇔ 85°C 200 cycles (0.5h) (0.5h)	A
6	Vibration test	Amplitude (x,y,z) 1.5mm, Test time 2hrs, Frequency sweep condition : 10~55~10Hz/1minutue	A
7	Impact test	1470m/s ² , 0.8ms 5 times	A
8	Lead wire Tension test	Loading : 29.4N (Longer direction) 10s 10 times	A
9	Lead wire Bending test	Loading: 2.45N, 90 degree bend ⇒ reset: 1 time, reversed 90 degree bend ⇒ reset: 1 time = Total 2 times.	A
10	Hermetic test	Soak lamp in warm water (90 ~ 100°C) for 3 min ⇒ in cold water (5°C) for 3 min. 3 cycles	A
11	Lighting in dark space test	Turn lamp on at rating: 15mArms for 1min ⇒ Store it for 24hrs. ⇒ Turn lamp on within 1sec with 0.1lx. lamp voltage of test is demand applied voltage.	C
12	Harness Tension test	Weight: 14.7N (tube axis direction) 10s 4.9N (vertical direction) 10s	A
13	Harness Bending test	Weight: 4.9N Bend a lead wire at 90° and put it back to original position. This is one cycle. The same is done to an opposite direction. Repeat the cycle twice.	A

【 Basis of judgment 】

After reliability test, lamp shall be kept for 24hours under environmental conditions of room temperature and humidity and then shall satisfy standards as follows.

- A. Lamp shall satisfy rating specification.
- B. Lamp shall satisfy definition of life.
- C. Lamp shall be turned on within 1sec.



About Storage

UV-CCL WH Ass'y TYPE

1. Recommended storage conditions

- Temperature is 0~40°C
- Humidity is under 80%Rh
- Storage term is within 6 months.

2. In a case of the storage term (6 months) exceeded

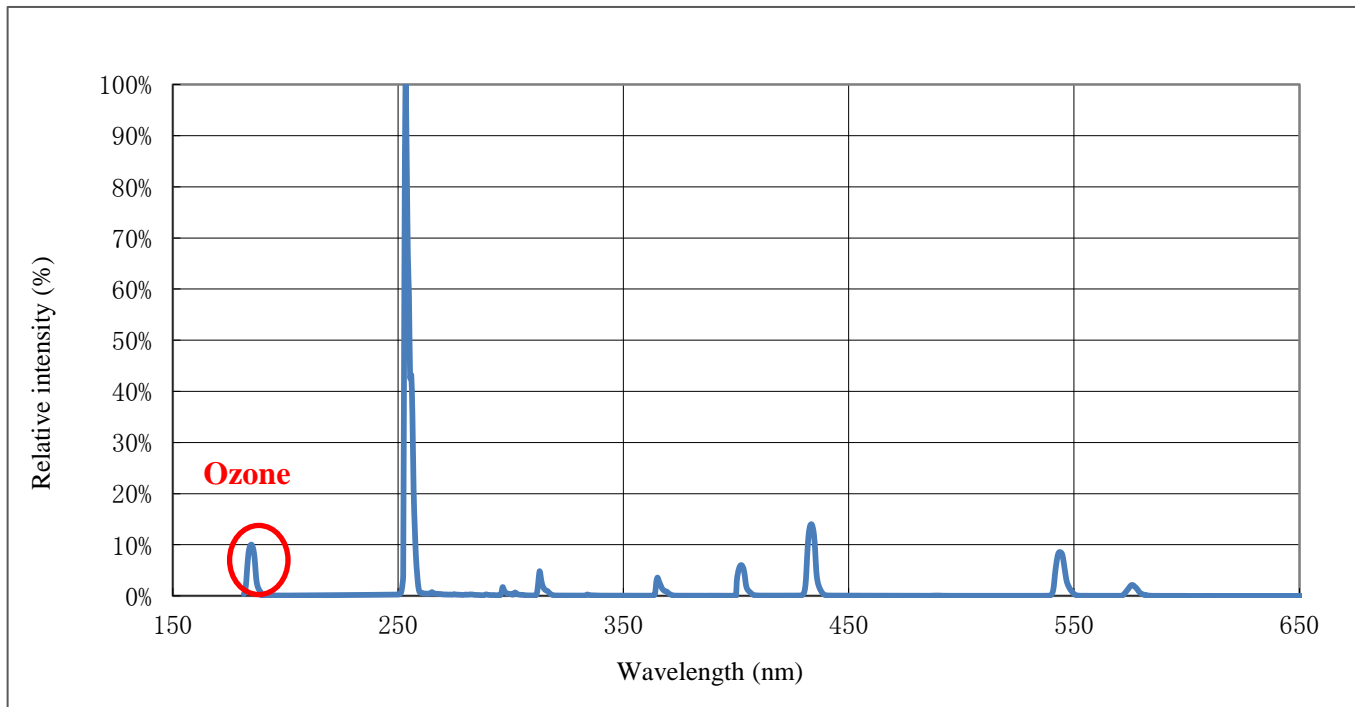
- There are possibilities that the lighting start time delays or unlighted, if the UV-CCL were stored in a dark space for long time. It's possible to use the lamp again if it's turned on for one minute under the rating conditions, in a daylight area.



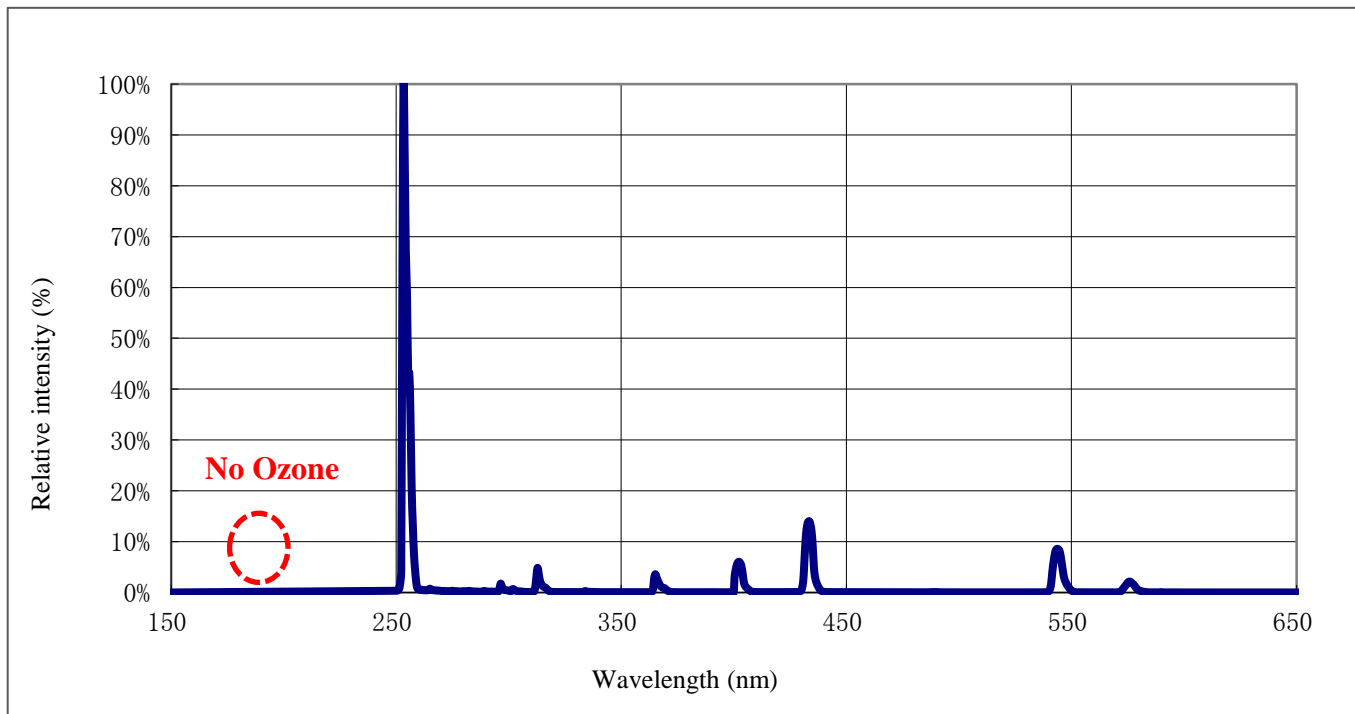
Technical Data

UV-CCL WH Ass'y TYPE

【 Ozone Lamp spectrum (185+254nm) 】



【 Germicidal Lamp spectrum (254nm) 】



◇Stanley able to control its wavelength depends on purpose.



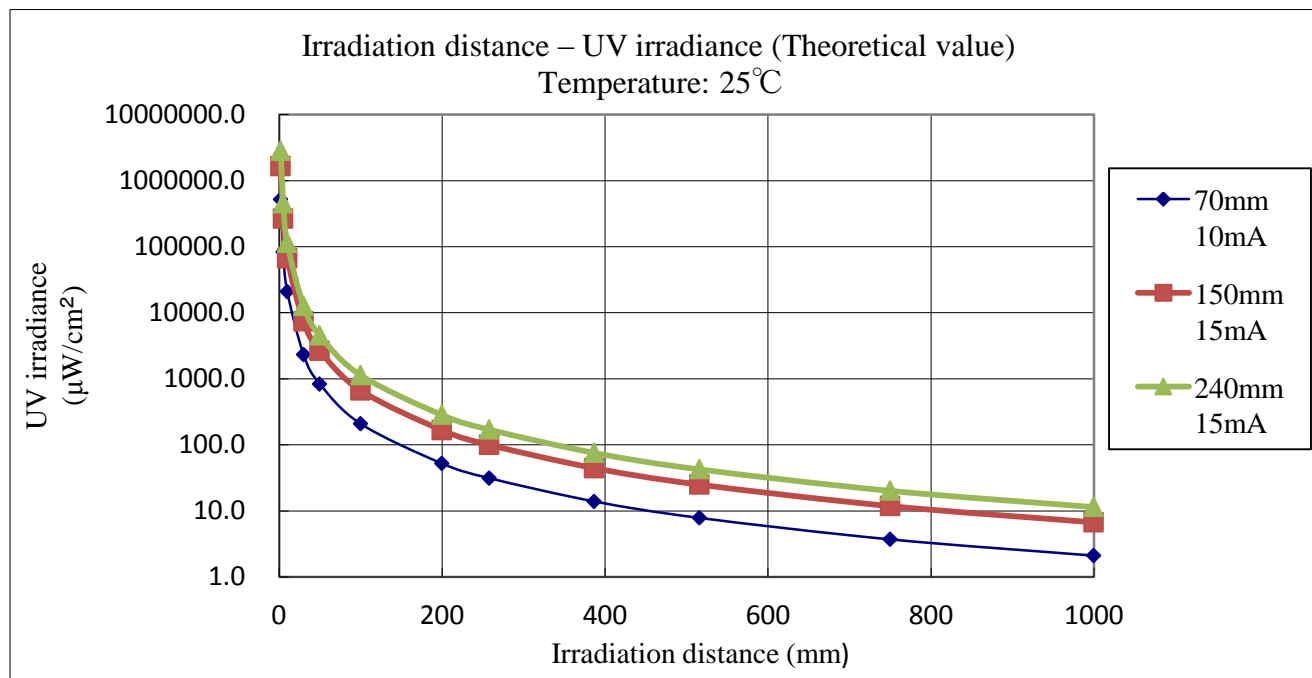
Technical Data

UV-CCL WH Ass'y TYPE

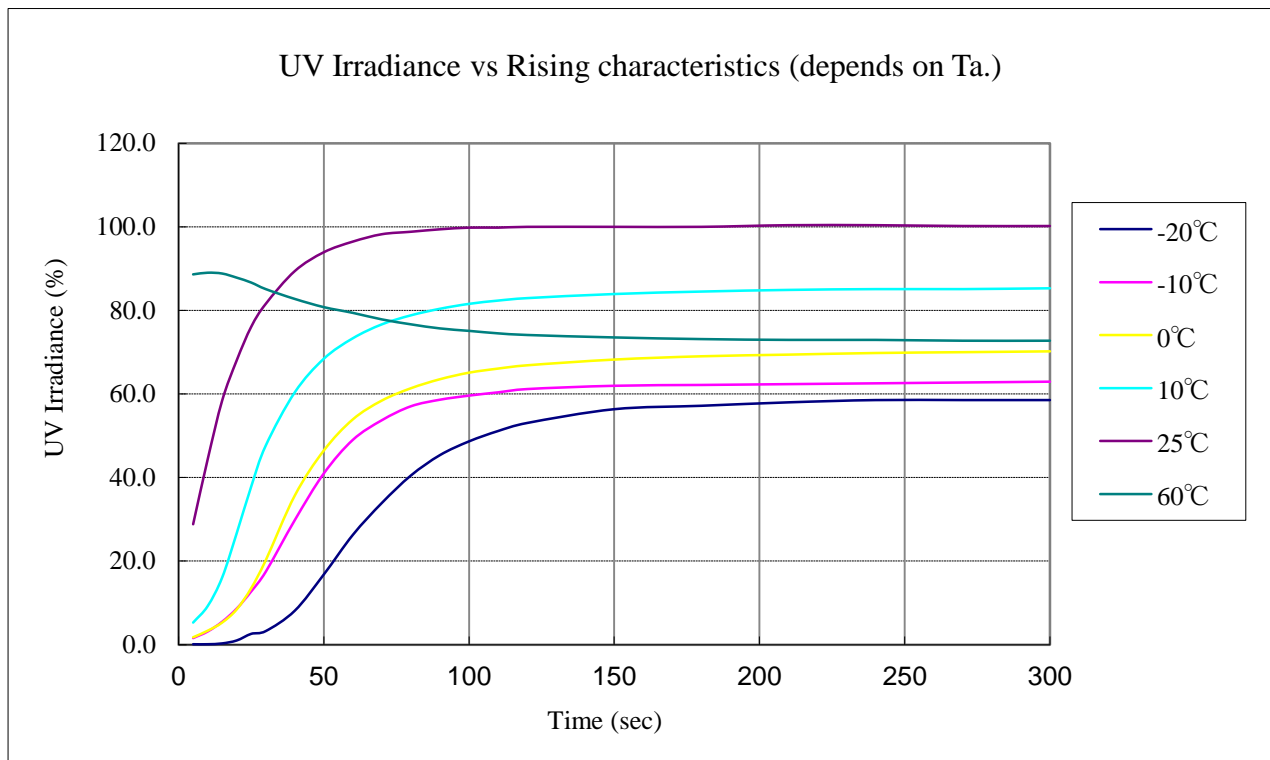
The irradiance of UV is in inverse proportion to the second power of the distance.
(point source of light)

$$\text{UV irradiance } (\mu\text{W}/\text{cm}^2) = \text{UV irradiance } (\mu\text{W}/\text{cm}^2) / \text{Distance } (\text{R2}/\text{R1})^2$$

*R1: Distance between UV lamp and object.
R2: Standard distance



◇ It's easy to install the lamp close to the target area because of its small size, and possible to get high disinfection power.



◇ UV irradiance would be changed depends on the ambient temperature.



Handling Precaution

UV-CCL WH Ass'y TYPE

1. This product needs inverter (lighting circuit) for turn it on.
The inverter is high voltage. Please do not touch the lamp and inverter under the switch is on.
It would be cause of electrification.
2. Regarding to the inverter, please ask our sales.
3. While the UV-CCL is lit, do not look at the UV light(Ozone lamp:185+254nm, Germicidal Lamp:254nm) with your naked eyes. Also, please do not see the reflected light.
It would be causes of eyes pain and dystonia.
4. Please do not irradiate UV rays to your skin directly or indirectly.
It would be causes of skin anger and tanning.
5. Ozone is generated by the Ozone lamp (185+254nm). This is hazardous to human body as its concentration gets higher. When lamp is on, wearing protections such as mask are required.
*Ozone Threshold Limit Values:
0.1ppm Japan Society for Occupational Health Recommended Value (1992)
0.1ppm (TWA) ACGIH (1992-1993) US Department of Labor (OSHA)
6. Please do not dip this product in water. The water penetrate electric wirings and it would be causes of short and electrification.
7. When the connection of the wire harness and the inverter is defective, it causes smoking and the ignition.
Please affirm made of engagement to the end.
8. Please do not hold wire harness part when you carry it.
It would be causes for a breaking and unlighted, in a case of the wire harness are pulled more than necessary or pressed to bend them. Please hold rubber socket area when you carry it.
9. The rubber sockets will move during transport.
So, the dimension that related to the rubber sockets, is noted in brackets.



1. This product is in compliance with RoHS.
2. This product is exempt from the Minamata Convention on Mercury.
It has been possible to manufacture and sell the lamp after 2020.
According to rules of municipalities, segregate and discharge them individually at homes, and companies should follow laws and regulations.



UV-CCL WH Ass'y TYPE

Special Notice to Customers Using the Products and Technical Information Shown in This Data Sheet

- 1) The technical information shown in the data sheets are limited to the typical characteristics and circuit examples of the referenced products. It does not constitute the warranting of industrial property nor the granting of any license.
- 2) For the purpose of product improvement, the specifications, characteristics and technical data described in the data sheets are subject to change without prior notice. Therefore it is recommended that the most updated specifications be used in your design.
- 3) When using the products described in the data sheets, please adhere to the maximum ratings for operating voltage, heat dissipation characteristics, and other precautions for use. We are not responsible for any damage which may occur if these specifications are exceeded.
- 4) The products that have been described to this catalog are manufactured so that they will be used for the electrical instrument of the benchmark (OA equipment, telecommunications equipment, AV machine, home appliance and measuring instrument).
The application of aircrafts, space borne application, transportation equipment, medical equipment and nuclear power control equipment, etc. needs a high reliability and safety, and the breakdown and the wrong operation might influence the life or the human body. Please consult us beforehand if you plan to use our product for the usages of aircrafts, space borne application, transportation equipment, medical equipment and nuclear power control equipment, etc. except OA equipment, telecommunications equipment, AV machine, home appliance and measuring instrument.
- 5) In order to export the products or technologies described in this data sheet which are under the “Foreign Exchange and Foreign Trade Control Law,” it is necessary to first obtain an export permit from the Japanese government.
- 6) No part of this data sheet may be reprinted or reproduced without prior written permission from Stanley Electric Co., Ltd.
- 7) The most updated edition of this data sheet can be obtained from the address below:
<http://www.stanley-components.com/en/>