


Technical Drawing



Hanging and Joining Kits


M3 threaded inserts are included within the Florence housing to enable easy installation into existing infrastructure. We do also offer a range of hanging and joining bracket kits;

FLORENCE-BRACKET-SMALL-KIT-01.

This kit contains 4 small brackets and 12 M3 bolts to give you a mounting point in each corner.

FLORENCE-BRACKET-JOINING-KIT-01.

This kit contains 2 joining brackets and 12 M3 bolts allowing you to join two Florence lights together.



For further information please contact IHS

The values contained in this data sheet can change due to technical innovations. Any such changes will be made without separate notification.

Intelligent Horticultural Solutions is a division of Intelligent Group Solutions, focusing on providing LED solutions to the rapidly evolving and highly important horticultural lighting market.

All trademarks recognised.

Ready To Grow - Florence

FLORENCE-xxx-xxx-CASED-1CH-01.

Product Overview

The Ready to Grow range of products from IHS are a culmination of many years of experience in the electronics and LED industries, allowing users to easily install and start to run. Using only component parts from industry experts such as OSRAM Opto Semiconductors and LEDiL, these horticultural lights offer superior quality at competitive prices.

The Florence range of products is specifically designed for low and no-sunlight applications, maximising growth potential whilst minimising both initial purchase costs and on-going running costs. Florence is no deeper than a standard fluorescent tube fitting, so replacing fluorescent's now means you do not lose any growing space. The modular design enables very simple installation, and with a standard, 100-240V AC mains input, electrical installation is also quick and easy, further saving time and costs. Multiple recipes are available for the vast majority of horticultural applications, but, if this is still not enough we do offer a full customisation service.



Applications

- Poly Tunnels
- Environmental Chambers
- Propagators
- Vertical Farms
- Indoor Farming
- Schools and Universities
- Research Institutes

Technical Features

- Thin profile to maximise growing space
- Size : 680mm x 105mm x 80mm (length x width x height)
- Incorporating industry leading LEDs from Osram Opto Semiconductors
- Modular design for vertical or horizontal installations
- Hanging and joining kits available
- Multiple beam angles and recipes, offering 24 standard options.

Standard Product Options

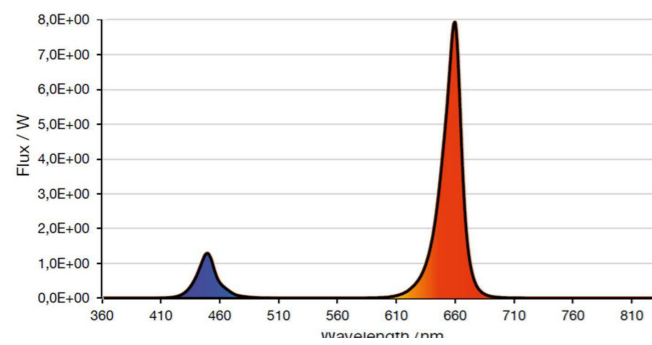
Our Florence range of products are targeting 4 areas of horticulture : Biomass, Seeding, Flowering and Fruiting. Each of these areas has a version based on whether the application is for supplemental lighting or dark room environment.

Finally all of these options can be selected with a different beam angle; Wide (90° beam angle), Narrow (60° beam angle) and Oval (85° x 40° beam angle).

Biomass with supplemental lighting ☀️

- FLORENCE-BIO-WIDE-CASED-1 CH-01.
- FLORENCE-BIO-OVAL-CASED-1 CH-01.
- FLORENCE-BIO-NARROW-CASED-1 CH-01.

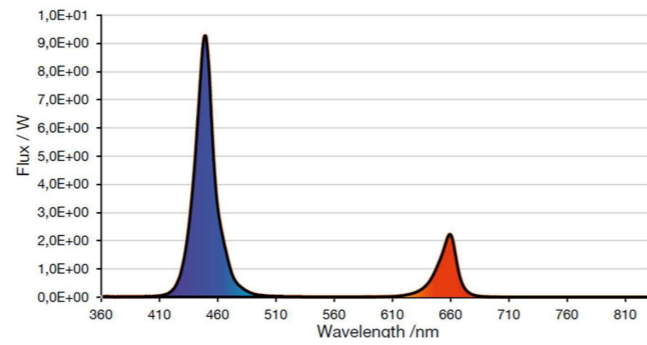
10% Deep Blue (450nm) & 90% Hyper Red (660nm)



Seeding with supplemental lighting ☀️

- FLORENCE-SEED-WIDE-CASED-1 CH-01.
- FLORENCE-SEED-OVAL-CASED-1 CH-01.
- FLORENCE-SEED-NARROW-CASED-1 CH-01.

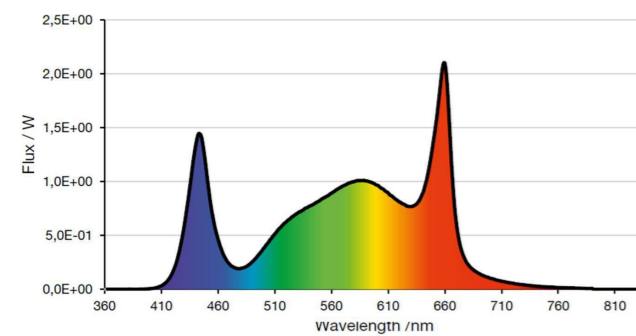
75% Deep Blue (450nm) & 25% Hyper Red (660nm)



Biomass ☀️

- FLORENCE-SUPBIO-WIDE-CASED-1 CH-01.
- FLORENCE-SUPBIO-OVAL-CASED-1 CH-01.
- FLORENCE-SUPBIO-NARROW-CASED-1 CH-01.

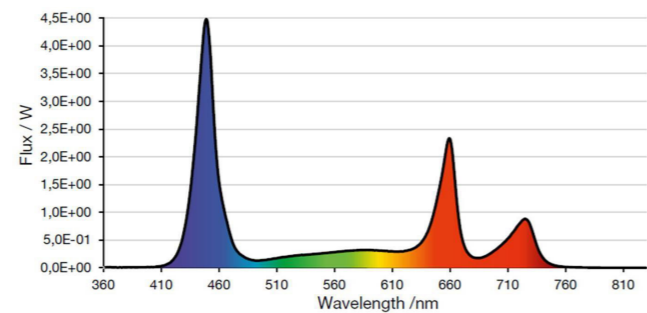
80% White (CRI70/4000K) & 20% Hyper Red (660nm)



Seeding ☀️

- FLORENCE-SUPSEED-WIDE-CASED-1 CH-01.
- FLORENCE-SUPSEED-OVAL-CASED-1 CH-01.
- FLORENCE-SUPSEED-NARROW-CASED-1 CH-01.

35% Deep Blue (450nm) & 25% White (CRI70/4000k) & 25% Hyper Red (660nm) & 15% Far Red (730nm)



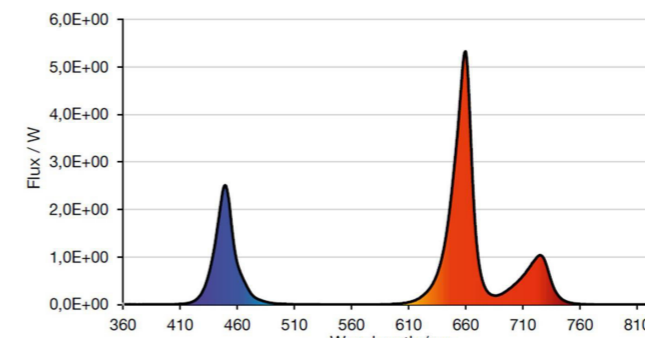
Custom Product Options

Our standard Florence range already has a great number of options, but if you do not see the recipe you require, we can easily customise the light mix for you. We have a simple online tool available for making this customisation process as simple as possible: Please visit www.i-hled.co.uk/pyo.

Flowering with supplemental lighting ☀️

- FLORENCE-FLOWER-WIDE-CASED-1 CH-01.
- FLORENCE-FLOWER-OVAL-CASED-1 CH-01.
- FLORENCE-FLOWER-NARROW-CASED-1 CH-01.

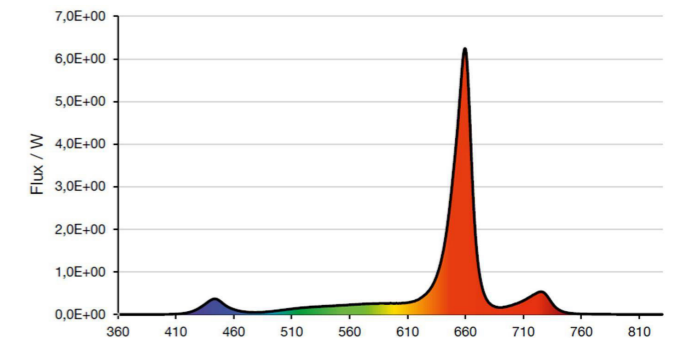
20% Deep Blue (450nm) & 60% Hyper Red (660nm) & 25% Far Red (730nm)



Fruiting with supplemental lighting ☀️

- FLORENCE-FRUIT-WIDE-CASED-1 CH-01.
- FLORENCE-FRUIT-OVAL-CASED-1 CH-01.
- FLORENCE-FRUIT-NARROW-CASED-1 CH-01.

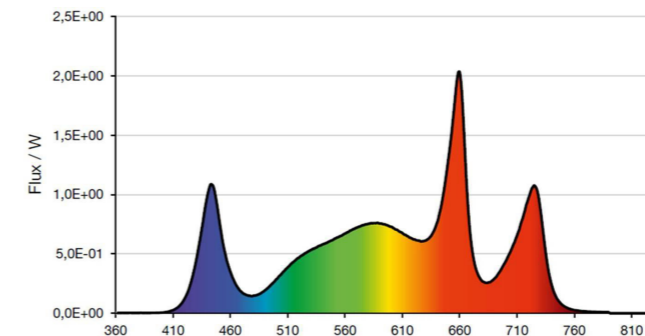
20% White (CRI70/4000K) & 70% Hyper Red (660nm) & 10% Far Red (730nm)



Flowering ☀️

- FLORENCE-SUPFLOWER-WIDE-CASED-1 CH-01.
- FLORENCE-SUPFLOWER-OVAL-CASED-1 CH-01.
- FLORENCE-SUPFLOWER-NARROW-CASED-1 CH-01.

60% White (CRI70/4000K) & 20% Hyper Red (660nm) & 20% Far Red (730nm)



Fruiting ☀️

- FLORENCE-SUPFRUIT-WIDE-CASED-1 CH-01.
- FLORENCE-SUPFRUIT-OVAL-CASED-1 CH-01.
- FLORENCE-SUPFRUIT-NARROW-CASED-1 CH-01.

60% White (CRI70/4000K) & 30% Hyper Red (660nm) & 10% Far Red (730nm)

