



it's cool to be safe
explosion proof solution for the global market



CGA CG - CGF CGI - CGL - CGV

The cable glands are normally installed in the chemical and petrochemical plants, off-shore platforms, refineries and any other industry where hazardous atmospheres (gas and combustible dust) are potentially present.

The cable gland series are designed to allow direct entry of unarmoured or armoured cables into Ex d and Ex e enclosures to provide any electrical connection with external circuits.





Function

The cable glands for armoured cables are especially designed to equip with a sole gasket covering a wide range of cable sizes to facilitate the choice and the installation.

The cable glands for non-armoured cables provide with a complete set of internal gaskets to meet any form of requirements.

The upper body of CGF series is female threaded to allow the connection with an Ex d rigid or flexible conduit protecting the cable for specific kind of installations.

The upper body of CGI, CGL and GGV series are designed to hold a flexible watertight flexible conduit protecting the cable for specific kind of installation and with different angles of connection.

The cable glands with cylindrical threads are equipped with O-ring to grant an IP 66/68 protection to the enclosure.

Construction

The materials used to manufacture the cable glands have been studied to grant the maximum protection against the highly corrosive agents present in these industries.

They are available in:

- brass;
- nickel-plated brass;
- stainless steel AISI 316;

The O-ring and internal gaskets are made of neoprene (-40°C / +100°C) and for low and high temperature environments, of silicone (-60°C / +180°C).

All the equipment have the double marking for Ex d and Ex e installations.

The cable glands to be used with circuit Ex i can be requested with pressure cap painted light blue.

Ordering Codes

Material	
Code	Description
B	Brass
N	Nickel-Plated Brass
S	Stainless Steel

The material code, as per side table, has to be added at the end of the code of cable gland, earth tag or lock nut.

Upon request, there are available other types of thread for any special purposes.

Ordering tables with all possible combinations are listed on pages 54 and 55 of this catalogue.

Protection

certificate number:	IMQ 12 ATEX 010 X	TC RU C-IT.AA87.B.00509
marking:	Ex II 2GD Ex d IIC Gb - Ex e IIC Gb - Ex tb IIIC Db	
ambient temperature:	-60°C +180°C (polyurethane gasket) -40°C +100°C (silicone gasket)	
degree of protection:	IP66 / IP68	
conformity:	Directive ATEX 2014/34/EU	TP TC 012/2011
standards:	IEC-EN60079-0	IEC-EN60079-1
	IEC-EN60079-11	IEC-EN60079-31
	ГОСТ 31610.0	ГОСТ IEC 60079-1
	ГОСТ 31610.11	ГОСТ P MЭК 60079-31
category:	suitable for Zone 1 - 21 (gas) and Zone 2 - 22 (dust)	

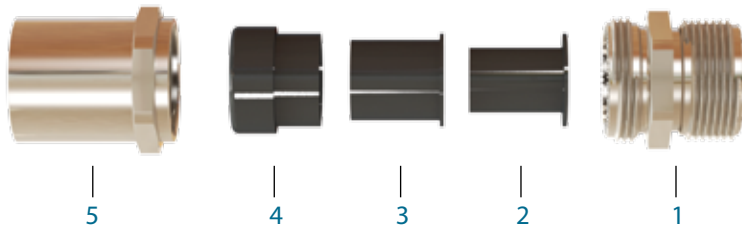


CGF series

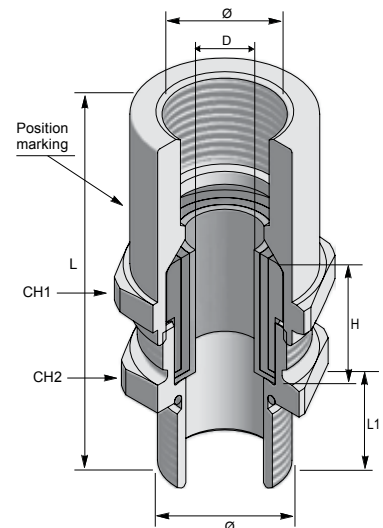
cable glands for unarmoured cables with female threaded connection to Ex d rigid flexible conduit.



Code	Ø		D		H min	L min	L1 min	CH	
	Metric	NPT	min	max				1	2
CGF 01	M16 x 1.5	3/8"	3	12	20	60	16	22	24
CGF 1	M20 x 1.5	1/2"	3	12	20	58	16	22	24
CGF 12	M20 x 1.5	1/2"	10	16	20	45	16	28	28
CGF 2	M25 x 1.5	3/4"	10	18	20	58	16	28	30
CGF 23	M25 x 1.5	3/4"	14	20	25	50	16	35	35
CGF 3	M32 x 1.5	1"	14	24	25	68	20	35	35
CGF 34	M32 x 1.5	1"	22	28	39	57	20	45	45
CGF 4	M40 x 1.5	1" 1/4	22	32	39	67	20	45	45
CGF 45	M40 x 1.5	1" 1/4	26	34	32	57	20	50	50
CGF 5	M50 x 1.5	1" 1/2	26	35	32	68	20	55	50
CGF 56	M50 x 1.5	1" 1/2	35	42	38	65	20	55	58
CGF 6	M63 x 1.5	2"	35	45	38	75	20	68	65
CGF 67	M63 x 1.5	2"	46	56	25	64	20	75	80
CGF 7	M75 x 1.5	2" 1/2	46	62	25	96	26	80	80
CGF 78	M75 x 1.5	2" 1/2	60	69	36	81	26	95	95
CGF 8	M90 x 1.5	3"	60	75	36	108	26	95	95
CGF 810	M90 x 1.5	3"	75	82	38	83	26	105	105
CGF 10	M100x1.5	4"	75	85	38	110	26	115	115
CGF 11	M110x1.5	4"	85	95	38	110	26	115	115



Item	Description
1	LOWER BODY
2	Seal S3
3	Seal S2
4	Seal S1
5	FEMALE BODY





Ordering Tables

Thread Type	N	M	P	BP	BT	G
02	1/4"	12	-	1/4"	1/4"	1/4"
01	3/8"	16	-	3/8"	3/8"	3/8"
1	1/2"	20	7	1/2"	1/2"	1/2"
2	3/4"	25	9	3/4"	3/4"	3/4"
Thread Size	3	1"	32	11	1"	1"
	4	1"1/4	40	13,5	1"1/4	1"1/4
	5	1"1/2	50	16	1"1/2	1"1/2
	6	2"	63	21	2"	2"
	7	2"1/2	75	29	2"1/2	2"1/2
	8	3"	90	36	3"	3"
	9	-	-	42	-	-
10	4"	110	48	4"	4"	

Thread Type	Code	Description
	N	NPT - ANSI ASME B1.20.1
	M	Metric Pitch 1.5 - ISO 262
	P	PG - DIN 40430
	BP	BSPP - ISO 228/1
	BT	BSPT - ISO 228/1
	G	GAS ISO 7/1

Material	Code	Description
	B	Brass
	N	Nickel-Plated Brass
	P	Polyamide
	G	Galvanized Steel
	S	Stainless Steel

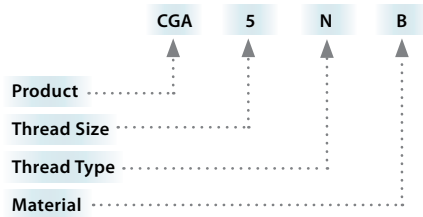




Ordering Codes

How to order :

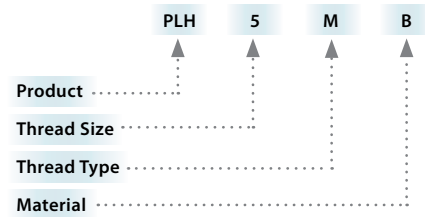
CABLE GLANDS :



Example above code:

- **Product:** Cable Gland for Armoured Cable
- **Thread Size and Type:** 1" 1/2 NPT
- **Material:** Brass

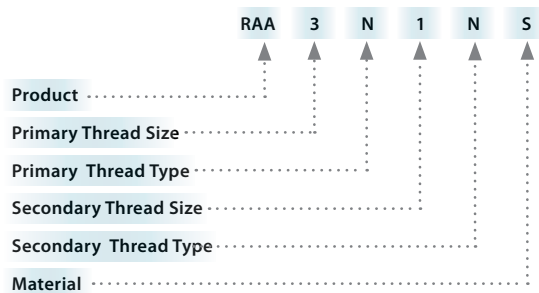
PLUGS :



Example above code:

- **Product:** Plugs with external hexagon
- **Thread Size and Type:** M50 x 1.5
- **Material:** Brass

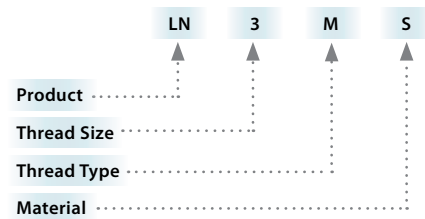
ADAPTORS / REDUCERS :



Example above code:

- **Product:** Adaptor (reducer) MALE - FEMALE
- **MALE Thread Size and Type:** 1" NPT
- **FEMALE Thread Size and Type:** 1/2" NPT
- **Material:** Stainless Steel

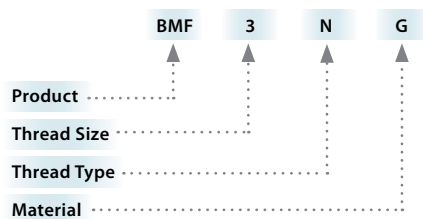
ACCESSORIES :



Example above code:

- **Product:** Locknut
- **Thread Size and Type:** M32 x 1.5
- **Material:** Stainless Steel

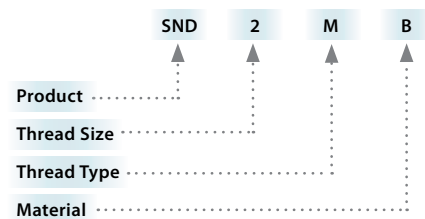
THREE-PIECES UNIONS :



Example above code:

- **Product:** Male - female three pieces union
- **Thread Size and Type:** 1" NPT
- **Material:** Galvanized steel

SEALED NIPPLES :



Example above code:

- **Product:** Sealed Nipple
- **Thread Size and Type:** M25 x 1.5
- **Material:** Brass