



## LED EcoMax T5 Batten

### Features

- Plastic unibody design with integrated connector
- Broad range of lengths and color temperatures
- Energy efficient

### Benefits

- Easy, accessory free installation
- Easily retrofit conventional fixtures with LED
- Up to 50% energy savings compared to conventional T5 batten

### Application



Home



Parking



Shopping Mall



Hotel



Office

### Specification

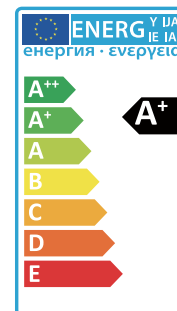
Product Description	Power (W)	Power Factor	Lumen (lm)	Efficacy (lm/W)	CRI	CCT (K)	Average Lifetime(hrs)	Energy Level
LED-E-T5 batten-310mm-3.5W-3000K	3.5	0.5	240	69	75	3000	20000	A+
LED-E-T5 batten-310mm-3.5W-4000K	3.5	0.5	260	74	75	4000	20000	A+
LED-E-T5 batten-310mm-3.5W-5700K	3.5	0.5	300	86	75	5700	20000	A+
LED-E-T5 batten-570mm-7W-3000K	7	0.5	480	69	75	3000	20000	A+
LED-E-T5 batten-570mm-7W-4000K	7	0.5	520	74	75	4000	20000	A+
LED-E-T5 batten-570mm-7W-5700K	7	0.5	600	86	75	5700	20000	A+
LED-E-T5 batten-870mm-10.5W-3000K	10.5	0.5	710	68	75	3000	20000	A+
LED-E-T5 batten-870mm-10.5W-4000K	10.5	0.5	770	73	75	4000	20000	A+
LED-E-T5 batten-870mm-10.5W-5700K	10.5	0.5	900	86	75	5700	20000	A+
LED-E-T5 batten-1170mm-14W-3000K	14	0.5	950	68	75	3000	20000	A
LED-E-T5 batten-1170mm-14W-4000K	14	0.5	1030	74	75	4000	20000	A+
LED-E-T5 batten-1170mm-14W-5700K	14	0.5	1200	86	75	5700	20000	A+

Application Conditions	
IP	20
Operating Temperature	-10~45°C
Application Temperature	25°C
Storage Environment	-25~50°C

Mechanical and Finishing Properties	
Optical Material	PC
Housing Material	PC
Finishing Colour	White

CE CB

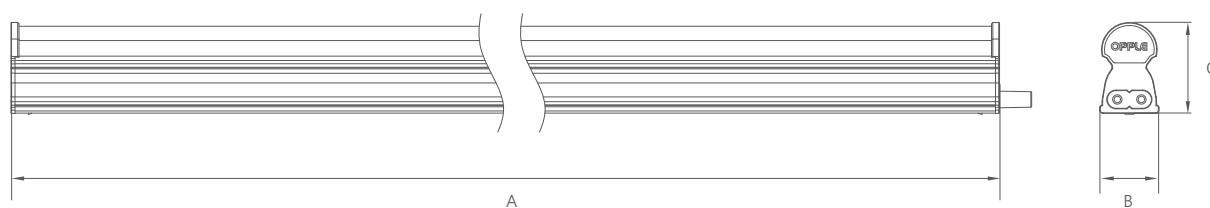
Electrical supply	
Frequency (Hz)	50/60Hz
Voltage (V)	220V-240V
AC/DC	AC



## Packaging Information

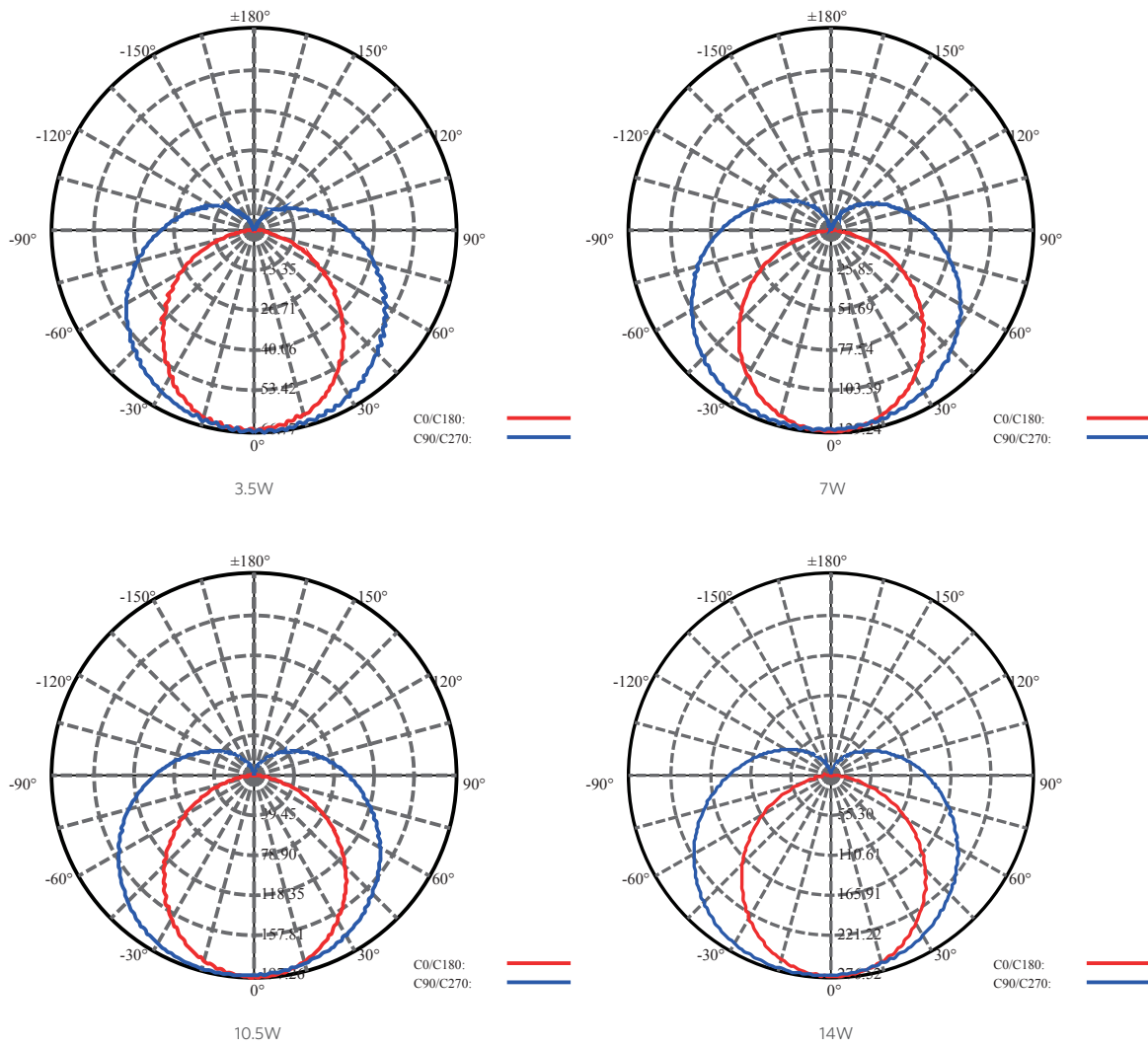
Product Description	Single Box(1pc/box)		Packaging Unit		
	Dimensions(mm) (HxWxL)	Gross Weight (kg)	Dimensions(mm) (HxWxL)	Gross Weight (kg)	Packing QTY (pcs/CTN)
LED-E-T5 batten-310mm-3.5W-3000K	37x26x330	0.065	180x200x400	2.85	30
LED-E-T5 batten-310mm-3.5W-4000K	37x26x330	0.065	180x200x400	2.85	30
LED-E-T5 batten-310mm-3.5W-5700K	37x26x330	0.065	180x200x400	2.85	30
LED-E-T5 batten-570mm-7W-3000K	37x26x590	0.098	180x200x660	4.23	30
LED-E-T5 batten-570mm-7W-4000K	37x26x590	0.098	180x200x660	4.23	30
LED-E-T5 batten-570mm-7W-5700K	37x26x590	0.098	180x200x660	4.23	30
LED-E-T5 batten-870mm-10.5W-3000K	37x26x890	0.138	180x200x960	5.97	30
LED-E-T5 batten-870mm-10.5W-4000K	37x26x890	0.138	180x200x960	5.97	30
LED-E-T5 batten-870mm-10.5W-5700K	37x26x890	0.138	180x200x960	5.97	30
LED-E-T5 batten-1170mm-14W-3000K	37x26x1190	0.174	180x200x1260	7.68	30
LED-E-T5 batten-1170mm-14W-4000K	37x26x1190	0.174	180x200x1260	7.68	30
LED-E-T5 batten-1170mm-14W-5700K	37x26x1190	0.174	180x200x1260	7.68	30
Leader Cable			105x105x185	0.60	30
Jumper Cable(two pin to two pin)			105x105x185	0.60	30
Jumper Cable(two pin to three pin)			105x105x185	0.60	30

## Dimensional Drawing



	3.5W	7W	10.5W	14W
A (mm)	310	570	870	1170
B (mm)	22	22	22	22
C (mm)	32.6	32.6	32.6	32.6

## Light Distribution



## Accessory Information



Leader Cable



Jumper Cable  
(two pin to two pin)



Jumper Cable  
(two pin to three pin)

**OPPLE SHANGHAI OFFICE**  
1999 Zhangheng Road, Building 3  
Shanghai 201203 China

**T** +86 21 3855 0000  
**E** intersales@opple.com

**OPPLE.COM**