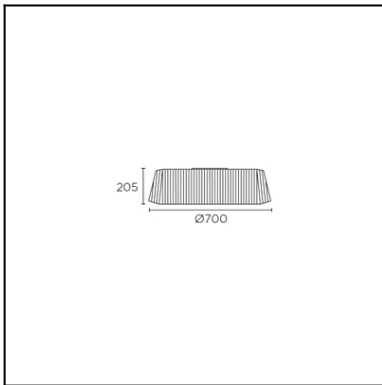


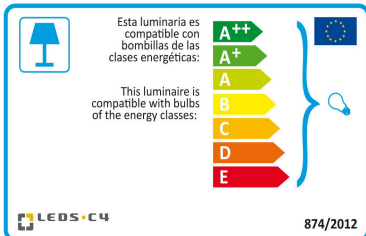
Design by Nahtrang Design



The photograph may not match the reference exactly. Please read the product description to identify the finish.



[Download photometric file .ldt / .ies](#)



[Click on image to download energy label](#)

TECHNICAL CHARACTERISTICS

Type:	Ceiling fixture
IP Protection degrees:	IP23
Light source 1:	3 x E27 MAX.40W Maximum lamp length: 200.00 mm Maximum lamp diameter: 50.00 mm
Voltage / Frequency:	220-240V/50-60Hz
Warranty (Years):	2
Units per box:	2
Net Weight (Kg):	4.3
EAN:	8435111086513



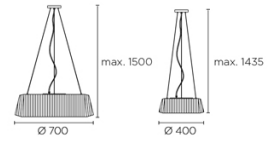
MATERIALS / FINISHES

Structure material:	Steel	Diffuser material:	Fabric shade Acrylic
Structure finish:	White	Diffuser finish:	Brown Satin

71-4695-81-81



Suspension Kit, Satin nickel

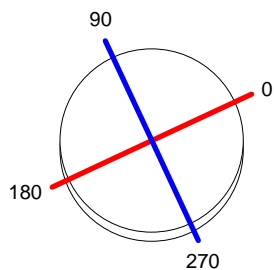


IP20

Luminaire		Measur.		Lamp	
Code	15-4696-20-M1	Code	15-4696-20-M1	Code	STANDARD S 40W E27
Name	Luminaria 3x40W inc. tela+opal	Name	Luminaria 3x40W inc. tela+opal	Number	3
Line	Eulumdat	Date	30-12-2011	Position	
Efficiency	68.10%	Coordinate system	CG	Total Flux	1170.00 lm
Maximum value	255.11 cd	Position	C=0.00 G=0.00	Double Symmetrical	
Round Luminaire	Diam.	700 mm	Height	190 mm	
Round Luminous Area	Diam.	700 mm	Height	190 mm	
Horizontal Luminous Area	0.384845 m2		Emitting area on Plane 180°	0.133000 m2	
Emitting area on Plane 0°	0.133000 m2		Emitting area on Plane 270°	0.133000 m2	
Emitting area on Plane 90°	0.133000 m2		Glare area at 76°	0.222152 m2	
Symmetry Type	Double Symmetrical		Maximum Gamma Angle	180	
Measurement Distance	0.00		Measurement Flux	1170.00 lm	
Operator	Asselum T2		Source voltage		
Temperature	25.00 °C		Source current		
Humidity	60.00 %		Photocell		
Notes					

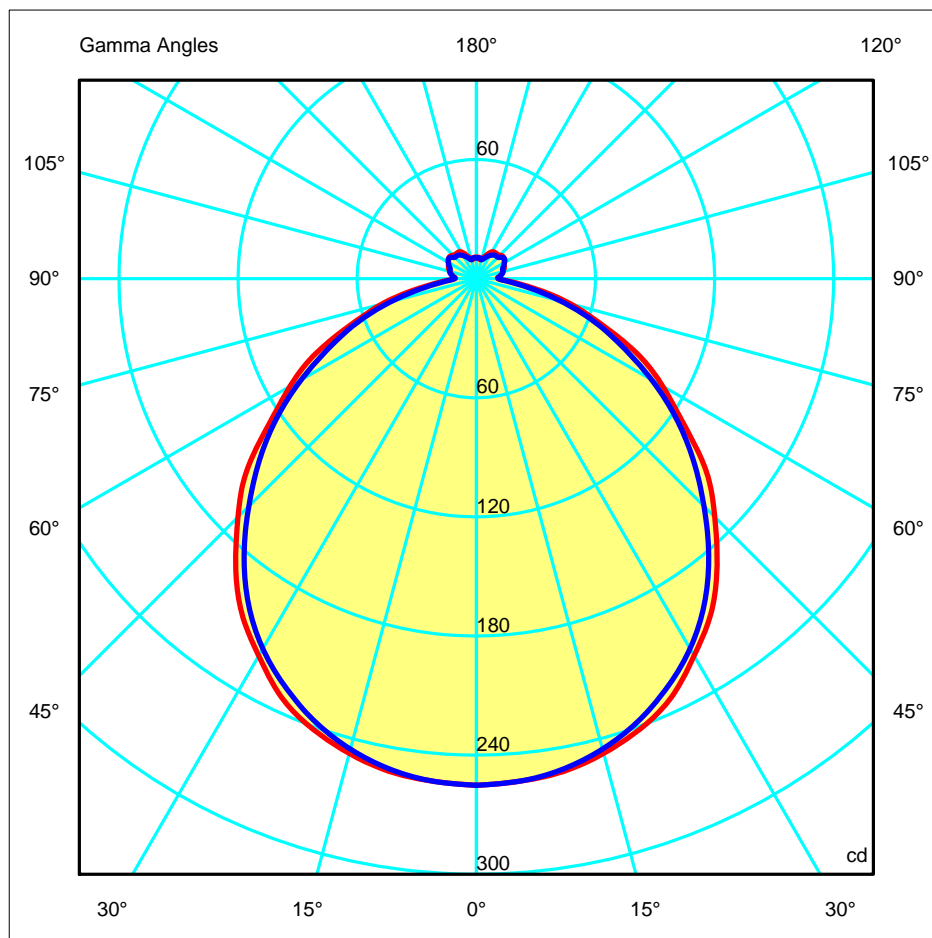
Luminaire Lamps					
Line	Code	Name	Flux [lm]	Pow. [W]	Q.ty
Eulumdat	STANDARD S 40W E27	STANDARD S 40W E27 - 40.00 W	390.00	40.00	3
C.I.E.	48 79 95 89 68	D DIN 5040	B31		
F UTE	0.60 E + 0.08 T	B NBN	BZ 4 / 3 / BZ 5		

Diam=700mm



C Halfplanes
 180.0 — 0.0
 270.0 — 90.0

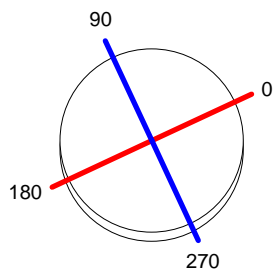
ULOR 7.68 %
 DLOR 60.42 %
 RN 11.28 %



Luminaire		Measur.		Lamp	
Code	15-4696-J6-M1	Code	15-4696-J6-M1	Code	STANDARD S 40W E27
Name	Luminaria 3x40W inc. tela+opal	Name	Luminaria 3x40W inc. tela+opal	Number	3
Line	Eulumdat	Date	30-12-2011	Position	
Efficiency	68.10%	Coordinate system	CG	Total Flux	1170.00 lm
Maximum value	255.11 cd	Position	C=0.00 G=0.00	Double Symmetrical	
Round Luminaire	Diam.	700 mm	Height	190 mm	
Round Luminous Area	Diam.	700 mm	Height	190 mm	
Horizontal Luminous Area	0.384845 m2		Emitting area on Plane 180°	0.133000 m2	
Emitting area on Plane 0°	0.133000 m2		Emitting area on Plane 270°	0.133000 m2	
Emitting area on Plane 90°	0.133000 m2		Glare area at 76°	0.222152 m2	
Symmetry Type	Double Symmetrical		Maximum Gamma Angle	180	
Measurement Distance	0.00		Measurement Flux	1170.00 lm	
Operator	Asselum T2		Source voltage		
Temperature	25.00 °C		Source current		
Humidity	60.00 %		Photocell		
Notes					

Luminaire Lamps					
Line	Code	Name	Flux [lm]	Pow. [W]	Q.ty
Eulumdat	STANDARD S 40W E27	STANDARD S 40W E27 - 40.00 W	390.00	40.00	3
C.I.E.	48 79 95 89 68	D DIN 5040	B31		
F UTE	0.60 E + 0.08 T	B NBN	BZ 4 / 3 / BZ 5		

Diam=700mm



C Halfplanes
 180.0 — 0.0
 270.0 — 90.0

ULOR 7.68 %
 DLOR 60.42 %
 RN 11.28 %

