



## range introduction

All MK products are made to stand up to the wear and tear of everyday use, but in some areas you need them to be even tougher. That's why the Metalclad Plus™ range of surface mounted accessories is ideal for factories, workshops, garages and sheds. Made from heavy gauge steel they're tough and impact resistant and they look good too. There is a wide selection of surface mounted products in the range including switchsockets with outboard rockers and light switches with wide rockers, both very useful when wearing gloves. An RCD protected socket is also available which is essential when operating power tools.

Echo™ is an innovative range of entirely wireless, batteryless and self powered switches, only available from MK Electric and in finishes to complement the Metalclad Plus range. Please see page 31 for details.

## features and benefits

**Tough and impact resistant**

Metalclad Plus™ is ideal for factories, workshops, garages and sheds. White Metalclad is suitable for Schools and Sports Halls.

**Comprehensive range**

Suits all your needs where hard wearing performance is required.

**Frontplates have smoothly chamfered edges**

Fits flush with the backbox providing a neat finish.

**Total safety**

3-pin operated "child resistant shutter system", which is designed to inhibit access to the electricity supply, unless all 3 pins of a standard British 13 Amp plug are in position.

technical hotline +44 (0)1268 563720

surface | wiring devices

**METALLIC POWDER PAINT**  
Finish is corrosion and scratch resistant

**HIGHLY IMPACT RESISTANT**

**SPECIFICALLY DESIGNED BACK BOXES**  
Ensure neat and exact fit

**DOUBLE POLE SWITCHING**

**3-PIN "CHILD RESISTANT SHUTTER SYSTEM"**

Designed to inhibit access to the electricity supply, unless all 3 pins of a standard British 13A plug are in position

**STYLISH CURVED DESIGN**

**BOXES AVAILABLE WITH OR WITHOUT KNOCKOUTS**



Terminal screws are backed out and captive Terminals are upwards facing to make installation easier.

Funnel entrance to terminals enables positive cable connection.

Outboard rocker sockets are ideal for gloved hands.

Clear terminal markings for easy identification.



## Switchsocket Outlets

13 AMP  
SURFACE

WITH OUTBOARD  
ROCKERS  
13 AMP  
SURFACE

WITH NEONS  
13 AMP  
SURFACE

13 AMP SOCKET  
20 AMP SWITCH  
KEY OPERATED



K2977ALM



K3077WHI



K2945ALM



K2477ALM



K2435ALM



K2977D6ALM



K3046WHI



K2945D6ALM



K2477D6ALM



K5252ALM



K2946ALM



K3045WHI



K2446ALM



K2946D6ALM



K2446D6ALM

- K2977ALM** 5  
1 GANG DP WITH  
DUAL EARTH TERMINALS
- K2977D5ALM** 1  
1 GANG DP WITH DUAL EARTH  
TERMINALS WITHOUT BOX
- K2977D6ALM** 1  
1 GANG DP WITH RED ROCKER  
AND DUAL EARTH TERMINALS
- K2946ALM** 5  
2 GANG DP
- K2946D5ALM** 1  
2 GANG DP WITHOUT BOX
- K2946D6ALM** 1  
2 GANG DP WITH RED ROCKERS

Earth terminal fitted in boxes.

#### DIMENSIONS:

1 gang: 86 x 86 x 51mm  
2 gang: 86 x 146 x 51mm

#### TERMINAL CAPACITY:

2 x 6 mm<sup>2</sup> stranded (max)

**KNOCKOUTS:** 1 gang: 6 x 20mm.

Two in one side and one in each of

the other three sides. One in base

2 gang: 8 x 20mm.

Three in top two in bottom sides and

one in each end. One in base

#### SPARE BOXES:

1 gang: K829ALM\* K899ALM

2 gang: K830ALM\* K897ALM

(\*without side knockouts)

All boxes have a base knockout.

Boxes: BS 5733: 2010

Socket: BS 1363 Pt.2: 1995

- K3077WHI** 10  
1 GANG DP  
WITHOUT BOX
- K3046WHI** 5  
2 GANG DP  
WITHOUT BOX

#### High integrity earthing

One gang switchsockets, two gang outboard switchsockets and two gang unswitched sockets are fitted with two earth terminals to provide a double earth facility for use when installations require a high integrity protective connection as specified within BS 7671: 2008.

#### Double pole switching

All switchsockets have double pole switching (neutral makes first, breaks last).

- K2945ALM** 5  
2 GANG DP  
WITH OUTBOARD  
ROCKERS AND DUAL  
EARTH TERMINALS
- K2945D5ALM** 1  
2 GANG DP  
WITH OUTBOARD  
ROCKERS AND DUAL EARTH  
TERMINALS WITHOUT BOX
- K2945D6ALM** 1  
2 GANG DP  
WITH RED OUTBOARD  
ROCKERS AND DUAL  
EARTH TERMINALS
- K3045WHI** 5  
2 GANG DP  
WITHOUT BOX  
WITH OUTBOARD  
ROCKERS AND DUAL  
EARTH TERMINALS

- K2477ALM** 5  
1 GANG DP  
WITH NEON AND DUAL  
EARTH TERMINALS
- K2477D6ALM** 1  
1 GANG DP  
WITH NEON,  
RED ROCKER AND DUAL  
EARTH TERMINALS
- K2446ALM** 5  
2 GANG DP  
WITH NEONS
- K2446D6ALM** 1  
2 GANG DP  
WITH NEONS  
AND RED ROCKERS

- K2435ALM** 5  
DP KEY OPERATED SOCKET
- K5252ALM** 5  
20AX DP KEY OPERATED SWITCH

Earth terminal fitted in boxes.

#### DIMENSIONS:

1 gang: 86 x 86 x 51mm

2 gang: 86 x 146 x 51mm

#### TERMINAL CAPACITY:

1 x 6 mm<sup>2</sup> stranded (max)

#### KNOCKOUTS:

1 gang: 6 x 20mm.

Two in one side and one in each of

the other three sides. One in base

2 gang: 8 x 20mm.

Three in top two in bottom sides

and one in each end. One in base

#### SPARE BOXES:

1 gang: K829ALM\* K899ALM

2 gang: K830ALM\* K897ALM

(\*without side knockouts) All boxes

have a base knockout.

Boxes: BS 5733: 2010

Socket: BS 1363 Pt.2: 1995

Switch: BS EN 60669-1: 1999

ALL UNITS ARE SUPPLIED WITH BACKBOXES (EXCEPT WHI AND D5 PRODUCTS)

technical hotline +44 (0)1268 563720

surface | wiring devices

## Socket Outlets

RCD PROTECTED  
13 AMP  
SURFACE

ROUND PIN  
SURFACE

NON STANDARD  
13 AMP  
SURFACE

13 AMP  
SURFACE

ROUND PIN  
SURFACE



K6102ALM



K6302ALM



K6211ALM



K6231ALM



K2871ALM



K2873ALM



K1247ALM



K1247D6ALM



K1248ALM



K1248D6ALM



K848ALM



K850ALM



K841ALM



K842ALM



K843ALM

**K6102ALM**  
1 GANG  
10mA ACTIVE CIRCUIT

1

**K6302ALM**  
1 GANG  
30mA ACTIVE CIRCUIT

1

**K6305ALM**  
1 GANG  
30mA PASSIVE CIRCUIT

1

**K6211ALM**  
2 GANG  
10mA ACTIVE CIRCUIT

1

**K6231ALM**  
2 GANG  
30mA ACTIVE CIRCUIT

1

**K6233ALM**  
2 GANG  
30mA PASSIVE CIRCUIT

1

It is important to ensure that the correct control circuit, active or passive, is selected for each application. See page 292 for definition.

Only suitable for supply voltage of 240V a.c., 50Hz.

DIMENSIONS: 86 x 147 x 54mm  
KNOCKOUTS: 8 x 20mm.  
Three in top side, two in bottom side, one in base and one in each end.

SPARE BOX  
K897ALM  
BS 7288: 1990

**K2871ALM**  
1 GANG  
5A DP  
SHUTTERD

5

**K2873ALM**  
1 GANG  
15A DP  
SHUTTERD

5

Earth terminal fitted in boxes.

DIMENSIONS:  
86 x 86 x 51mm

TERMINAL CAPACITY:  
5 amp;  
2 x 6mm<sup>2</sup> stranded (max)  
15 amp  
2 x 6mm<sup>2</sup> stranded (max)

KNOCKOUTS:  
6 x 20mm.  
Two in one side and one in each of other three sides. One in Base

Spare Boxes with and without knockouts are available.

All boxes have a base knockout.  
BS 546: 1950

**K1247ALM**  
1 GANG DP WITH  
CLEAN EARTH FACILITY

5

**K1247D6ALM**  
1 GANG DP  
WITH RED ROCKER AND  
CLEAN EARTH FACILITY

1

**K1248ALM**  
2 GANG DP WITH  
CLEAN EARTH FACILITY

5

**K1248D6ALM**  
2 GANG DP  
WITH RED ROCKERS AND  
CLEAN EARTH FACILITY

1

These products are provided with facilities for 'clean earth' connection and are suitable for non standard plugs with 'T' shaped earth pin. Earth terminal fitted in boxes.

DIMENSIONS:  
1 gang: 86 x 86 x 51mm  
2 gang: 86 x 146 x 51mm  
TERMINAL CAPACITY:  
2 x 6mm<sup>2</sup> stranded (max)  
KNOCKOUTS:  
1 gang 6 x 20mm.  
Two in one side and one in each of other three sides. One in base  
2 gang 8 x 20mm.  
Three in top, two in bottom sides and one in each end. One in base  
Spare Boxes with and without knockouts are available.

All boxes have a base knockout  
BS 1363 Pt.2: 1995 where relevant

**K848ALM**  
1 GANG

5

**K850ALM**  
2 GANG  
WITH DUAL EARTH  
TERMINALS

5

**K841ALM**  
1 GANG  
2A  
SHUTTERD

5

**K842ALM**  
1 GANG  
5A  
SHUTTERD

5

**K843ALM**  
1 GANG  
15A  
SHUTTERD

5

Earth terminal fitted in box.

DIMENSIONS:  
86 x 86 x 47mm

TERMINAL CAPACITY:  
2 amp;  
3 x 2.5mm<sup>2</sup> (max)  
5 amp;  
2 x 6mm<sup>2</sup> stranded (max)  
15 amp  
2 x 6mm<sup>2</sup> stranded (max)

KNOCKOUTS:  
6 x 20mm.  
Two in one side and one in each of other three sides. One in base

Spare Boxes with and without knockouts are available.

All boxes have a base knockout.  
BS 546: 1950

**K850ALM** has two earth terminals providing a double earth facility when installations require a high integrity protective connection as specified within BS 7671: 2008.

DIMENSIONS:  
1 gang: 86 x 86 x 47mm  
2 gang: 86 x 146 x 47mm  
TERMINAL CAPACITY:  
2 x 6mm<sup>2</sup> stranded (max)  
KNOCKOUTS: 1 gang 6 x 20mm.  
Two in one side and one in each of other three sides. One in base  
2 gang 8 x 20mm.  
Three in top, two in bottom sides and one in each end. One in base  
Spare Boxes with and without knockouts are available.

All boxes have a base knockout  
BS 1363 Pt.2: 1995

## FEATURES AND BENEFITS



When servicing or repairing appliances fuse carriers on connection units can be padlocked for additional safety



A secret key-operated switch helps prevent unauthorised usage



An optional tamperproof screw on the fuse carrier is particularly useful for appliances in public areas



In-line terminals means that cables can be cut to the same length. White printing gives instant terminal identification




A simple but effective cord grip securely holds the cable in connection units



Backboxes come with or without side knockouts. All boxes have a central knockout in the base for added on-site flexibility

## Socket Outlets

15 AMP  
127V  
SURFACE



**K2271ALM**  
1 GANG  
SHUTTERED  
(NON UK)

**K2272ALM**  
2 GANG  
SHUTTERED  
(NON UK)

Earth terminal fitted in box.

DIMENSIONS:  
1 gang 86 x 86 x 47mm  
2 gang 86 x 146 x 47mm

KNOCKOUTS:  
1 gang 6 x 20mm.  
Two in one side and one in each of other three sides. One in base  
2 gang 8 x 20mm.  
Three in top, two in bottom sides and one in each end. One in base


Spare Boxes with and without knockouts are available.

All boxes have a base knockout.

SASO 2203: 2003

## Connection Units

SWITCHED  
FUSED  
SURFACE



5

**K963KOALM**  
DP WITH SECRET KEY OPERATED SWITCH, NEON AND TAMPERPROOF FUSE CARRIER SCREW

5

**K942ALM**  
DP SWITCHED

**K942D5ALM**  
DP SWITCHED WITHOUT BOX

**K942KOALM**  
DP SWITCHED WITH TAMPERPROOF FUSE CARRIER SCREW

**K962ALM**  
DP SWITCHED WITH NEON

**K962D6ALM**  
DP SWITCHED WITH NEON AND RED ROCKER

1

**K3042WHI**  
DP SWITCHED WITHOUT BOX

10

**K3062WHI**  
DP SWITCHED WITH NEON WITHOUT BOX

10

10

All connection units are fitted with a 13A fuse (to BS 1362.)

Earth terminal fitted in base of the box.  
DIMENSIONS: 86 x 86 x 47mm

TERMINAL CAPACITY:  
2 x 6mm<sup>2</sup> stranded (max)

KNOCKOUTS: 6 x 20mm.  
Two in one side and one in each of other three sides, one in base.

Spare Boxes with and without knockouts are available.  
All boxes have a base knockout.

BS 1363 Pt.4: 1995

technical hotline +44 (0)1268 563720

surface | wiring devices

## Switches

UNSWITCHED  
FUSED  
SURFACE

10 AMP  
SURFACE



K932ALM



K972ALM



K972D6ALM



K3072WHI



K954ALM



K983ALM



K989ALM



K986ALM



K3054WHI



K3086WHI



K3591ALM



K3592ALM



K3593ALM



K3091WHI



K3092WHI

**K932ALM**  
DP SWITCHED  
WITH FLEX OUTLET

**K972ALM**  
DP SWITCHED  
WITH FLEX OUTLET  
AND NEON

**K972D6ALM**  
DP SWITCHED  
WITH FLEX OUTLET,  
NEON AND  
RED ROCKER

**K3072WHI**  
DP SWITCHED  
WITH FLEX OUTLET,  
NEON  
WITHOUT BOX

10

10

5

10

**K954ALM**  
UNSWITCHED

**K954KOALM**  
UNSWITCHED WITH TAMPERPROOF  
FUSE CARRIER SCREW

**K983ALM**  
UNSWITCHED WITH NEON

**K989ALM**  
UNSWITCHED WITH FLEX OUTLET

**K989D1ALM**  
UNSWITCHED WITH FLEX OUTLET  
AND FITTED WITH 5 AMP FUSE

**K986ALM**  
UNSWITCHED WITH FLEX OUTLET  
AND NEON

All connection units are fitted with  
a 13A fuse (to BS 1362.)

Earth terminal fitted  
in base of the box.

DIMENSIONS:  
86 x 86 x 47mm

TERMINAL CAPACITY:  
2 x 6mm<sup>2</sup> stranded (max)

KNOCKOUTS:  
6 x 20mm.

Two in one side and one in each of  
other three sides, one in base.

Spare Boxes with and without  
knockouts are available.  
All boxes have a base knockout.

BS 1363 Pt.4: 1995

10

1

5

5

5

5

**K3054WHI**  
UNSWITCHED  
WITHOUT BOX.

**K3086WHI**  
UNSWITCHED WITH  
FLEX OUTLET AND NEON  
WITHOUT BOX.

10

10

**K3591ALM**  
1 GANG SP  
TWO WAY

**K3592ALM**  
2 GANG SP  
TWO WAY

**K3593ALM**  
3 GANG SP  
TWO WAY

5

5

5

**K3091WHI**  
1 GANG SP  
TWO WAY  
WITHOUT BOX

**K3092WHI**  
2 GANG SP  
TWO WAY  
WITHOUT BOX

10

10

These switches do NOT have to be  
derated when used with fluorescent  
or inductive loads.

An earth terminal is fitted in each  
box.

DIMENSIONS:  
86 x 86 x 47mm

TERMINAL CAPACITY:  
1 x 6mm<sup>2</sup> (max)

KNOCKOUTS:  
6 x 20mm.

Two in one side and one in each of  
other three sides, one in base.

Spare Boxes with and without  
knockouts are available.

All boxes have a base knockout.

BS EN 60669-1: 1999

## Switches

10 AMP  
WITH WIDE  
ROCKERS  
SURFACE



K3781ALM



K3782ALM

## DP Switches

20 AMP  
SURFACE



K5212ALM



K5232ALM



K3012WHI

32 AMP AND  
50 AMP  
SURFACE



K5240ALM



K5230ALM

## Triple Pole

32 AMP AND  
10 AMP  
SURFACE



K5116ALM



K2857ALM



K4858WHI


## Euro Data Frontplates



K181ALM



K182ALM



K184ALM

**K3781ALM**  
1 GANG SP  
TWO WAY  
WITH WIDE ROCKER

5

**K3782ALM**  
2 GANG SP  
TWO WAY  
WITH WIDE ROCKERS

5

**K5212ALM**  
DP SWITCH

**K5232ALM**  
DP SWITCH  
WITH NEON

**K5242ALM**  
DP SWITCH  
WITH FLEX OUTLET  
AND NEON

**K3012WHI**  
DP SWITCH  
WITHOUT BOX

Earth terminal fitted in base of box.

DIMENSIONS:  
86 x 86 x 47mm

TERMINAL CAPACITY:  
1 x 6mm<sup>2</sup> (max)

KNOCKOUTS:  
6 x 20mm.  
Two in one side and one in each of  
other three sides, one in base.

Spare Boxes with and without  
knockouts are available.

All boxes have a base knockout.

BS EN 60669-1: 1999

**DP Switches are not  
recommended for switching  
large banks of PCs**

ALL UNITS ARE SUPPLIED WITH  
BACKBOXES (EXCEPT WHI AND D5  
PRODUCTS)

These switches do NOT have to be  
derated when used with fluorescent  
or inductive loads.

An earth terminal is fitted in each  
box.

DIMENSIONS:  
86 x 86 x 47mm

TERMINAL CAPACITY:  
1 x 6mm<sup>2</sup> (max)

KNOCKOUTS:  
6 x 20mm.  
Two in one side and one in each of  
other three sides, one in base.

Spare Boxes with and without  
knockouts are available.

All boxes have a base knockout.

BS EN 60669-1: 1999

**K5240ALM**  
32A DP SWITCH  
WITH NEON

5

**K5230ALM**  
50A DP SWITCH  
WITH NEON

5

5

Earth terminal fitted in base of box.

DIMENSIONS:  
K5240: 86 x 86 x 65mm  
K5230: 147 x 86 x 65mm

TERMINAL CAPACITY:  
K5240: 1 x 10mm<sup>2</sup> (max)  
K5230: 1 x 10mm<sup>2</sup> (max)

KNOCKOUTS:  
K5240: 6 x 20mm. Two in one side  
and one in each of other three sides,  
one in base.  
K5230: 4 x 20mm, 4 x 25mm

SPARE BOX:  
K5240: K8901ALM  
K5230: K8902ALM

All boxes have a base knockout.

BS EN 60669-1: 1999

**K5116ALM**  
32A THREE POLE AND N SWITCH  
WITH NEON AND  
EARTH TERMINAL

1

**K2857ALM**  
10A THREE POLE FAN ISOLATOR  
WITH SWITCHLOCK  
AND PADLOCK

1

**K2859ALM**  
10A THREE POLE FAN ISOLATOR  
WITHOUT SWITCHLOCK

1

1

**K4858**  
SWITCHLOCK  
FOR FAN ISOLATOR

1

10

K5116: 440V max.  
AC22, 12kW (16HP) & 415V, 3 phase  
32A continuous duty.

Making capacity is 2000A peak  
Lockable 'ON' or 'OFF' with MK  
padlock no K2000

K2857: For local isolation of fans with  
or without timers for repair or routine.

TERMINAL CAPACITY:  
K5116: 1 x 16mm<sup>2</sup> Conductor  
K2857: 1 x 6mm<sup>2</sup> Conductor

DIMENSIONS: 5116: 147 x 86 x 65  
K2857: 86 x 86 x 47

KNOCKOUTS:  
K5116: 4 x 20mm<sup>2</sup>, 4 x 25mm<sup>2</sup>  
K2857: 6 x 20mm<sup>2</sup>

SPARE BOXES: K25116: K8902ALM  
K2857: K899ALM, K829ALM  
BS EN 60947-3: 1999

**K181ALM**  
1 GANG EURO FRONTPLATE  
ONE MODULE  
APERTURE SIZE 25 X 50MM

10

**K182ALM**  
1 GANG EURO FRONTPLATE  
TWO MODULE  
APERTURE SIZE 50 X 50MM

5

**K184ALM**  
2 GANG EURO FRONTPLATE  
FOUR MODULE  
APERTURE SIZE 100 X 50MM

5

MOUNTING BOXES:  
Mounting Box is not supplied with  
frontplate

Suitable for flush boxes to  
BS 4662: 2006 and surface boxes to  
BS 5733: 2010  
Refer to appropriate module for  
minimum box depth.

FIXING CENTRES:  
1G; 60.3mm  
2G; 120.6mm

STANDARDS  
BS 5733: 2010 where applicable

Note: No grid required, modules just  
clip into place.

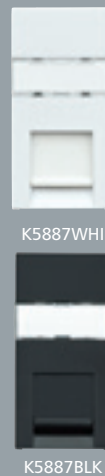

## Euro Power Modules

## Euro Datacom Modules

### RJ11/12

### RJ45 CAT 6

### RJ45 CAT 5E



**K3182WHI** 1  
 1 GANG EURO FRONTPLATE  
 TWO MODULE  
 APERTURE SIZE 50 X 50MM

**K3184WHI** 1  
 2 GANG EURO FRONTPLATE  
 FOUR MODULE  
 APERTURE SIZE 100 X 50MM

**K5830WHI** 10  
**K5830BLK** 10  
 UK 1 GANG EURO 2 MODULE  
 13A 250V SHUTTERED

**K5831WHI** 10  
**K5831BLK** 10  
 GERMAN 2P+E  
 16A 250V SHUTTERED  
 EURO 2 MODULE (NON UK)

**K5832WHI** 10  
**K5832BLK** 10  
 AMERICAN 2P+E  
 15A 127V SHUTTERED  
 EURO 2 MODULE (NON UK)

**K5830**  
 MOUNTING BOX: 35mm  
 46mm (for extra wiring space)  
 DIMENSIONS: 50 x 50mm  
 BS 1363: Pl2: 1995

**K5831**  
 MOUNTING BOX: 46mm  
 DIMENSIONS: 50 x 50mm  
 IEC 60884-1: 2006

**K5832**  
 MOUNTING BOX: 35mm  
 46mm (for extra wiring space)  
 DIMENSIONS: 50 x 50mm  
 SASO 2203: 2003

**K5833WHI** 10  
**K5833BLK** 10  
 UK 1 GANG EURO 2 MODULE  
 5A 250V SHUTTERED

**K5834WHI** 10  
**K5834BLK** 10  
 FRENCH/BELGIAN 2P+E  
 16A 250V SHUTTERED  
 EURO 2 MODULE (NON UK)

**K5837WHI** 1  
**K5837BLK** 1  
 USB CHARGING MODULE  
 EURO 2 MODULE

**K5833**  
 MOUNTING BOX: 35mm  
 46mm (for extra wiring space)  
 DIMENSIONS: 50 x 50mm  
 BS 546: 1950

**K5834**  
 MOUNTING BOX: 46mm  
 DIMENSIONS: 50 x 50mm  
 NF C61-341

**K5837**  
 MOUNTING BOX: 35mm  
 46mm (for extra wiring space)  
 DIMENSIONS: 50 x 50mm

Features 2 charging sockets each delivering 1A charging current at 5Vdc (total 2A max). Allows charging of portable devices via USB 2.0 type A plug.

IEC 60950-1  
 IEC 61000-6-1/3

**K5887WHI** 5  
**K5887BLK** 5  
 RJ11/12  
 ONE MODULE 25 X 50MM

Suitable for both RJ11 and RJ12 jacks  
 RJ11; 4 wire  
 RJ12; 6 wire

MOUNTING BOXES:  
 Minimum box depth 25mm

FCC68  
 EN 41003

**K5846WHI** 5  
**K5846BLK** 5  
 RJ45 CAT 6  
 ONE MODULE 25 X 50MM

**K5846sWHI** 5  
**K5846sBLK** 5  
 RJ45 CAT 6 SCREENED  
 ONE MODULE 25 X 50MM

**K5864WHI** 5  
 RJ45 CAT 6 ANGLED  
 ONE MODULE 25 X 50MM

Cat 6 performance.  
 Suitable for both 568A and 568B wiring schemes.

MOUNTING BOXES:  
 Minimum Box Depth 35mm

ISO/IEC 11801  
 EN 50173  
 TIA 568  
 EN 41003

**K5844WHI** 5  
 RJ45 CAT 5E ANGLED  
 ONE MODULE 25 X 50MM

**K5845WHI** 5  
**K5845BLK** 5  
 RJ45 CAT 5E  
 ONE MODULE 25 X 50MM

Enhanced Cat 5 performance.  
 Suitable for both 568A and 568B wiring schemes.

Supplied with cable tie and cable anchors to secure wires in the connectors.

MOUNTING BOXES:  
 Minimum box depth 25mm standard

ISO/IEC 11801  
 EN 50173  
 TIA 568  
 EN 41003

**Mains operated products and extra low voltage modules must not be installed within the same frontplate. Refer to BS 7671: 2008 for details.**

FOR THE FULL RANGE OF EURO MODULES SEE LOGIC PLUS PAGES 54-57



Euro  
Datacom  
Modules

LJU6C Data  
Frontplates

LJU6C Datacom  
Modules

## TELEPHONE

## BNC

## BLANKS

## FRONTPLATES

## RJ11/12

## RJ45 CAT 6



K5820WHI



K5821WHI



K5821BLK



K5801WHI




K180WHI



K188WHI

K188BLK



K186WHI

K186BLK



K172ALM



K5787WHI



K5746WHI



K5746BLK



K5746sWHI



K5746sBLK

**K5820WHI** 5  
**K5820BLK** 5  
 TELEPHONE MASTER  
 ONE MODULE 25 X 50MM

**K5821WHI** 5  
**K5821BLK** 5  
 TELEPHONE SECONDARY  
 ONE MODULE 25 X 50MM

**K5801WHI** 5  
 BNC 50Ω  
 ONE MODULE 25 X 50MM

**K180WHI** 10  
 TWO MODULE  
 BLANK 50 X 50MM

**K188WHI** 10  
**K188BLK** 10  
 ONE MODULE  
 BLANK 25 X 50MM

**K186WHI** 10  
**K186BLK** 10  
 HALF MODULE  
 BLANK 12.5 X 50MM

**K172ALM** 10  
 1 GANG TWIN  
 LUJ6C FRONTPLATE  
 TWO MODULE  
 APERTURE SIZE 22 X 37MM

**K5787WHI** 5  
 RJ11/12  
 ONE MODULE

**K5746WHI** 5  
**K5746BLK** 5  
 RJ45 CAT 6  
 ONE MODULE

**K5746sWHI** 5  
**K5746sBLK** 5  
 RJ45 CAT 6  
 SCREENED  
 ONE MODULE

MOUNTING BOXES:  
 Minimum depth 25mm  
 BS 6312 Pt 2

50 Ohm crimp connector  
 suitable for use with  
 RG58, URM43, URM76  
 and Beldon 9907 type  
 co-axial cables.

MOUNTING BOXES:  
 Minimum box depth  
 25mm

MOUNTING BOXES:  
 Minimum depth 16mm  
 BS 5733: 2010 where  
 applicable

MOUNTING BOXES:  
 Suitable for flush boxes to  
 BS 4662: 2006 and surface  
 boxes to BS 5733: 2010  
 Refer to appropriate module  
 for minimum box depth.

FIXING CENTRES:  
 1 gang: 60.3mm  
 2 gang: 120.6mm  
 BS 5733: 2010 where  
 appropriate

Note: No grid required,  
 modules just clip into place

Suitable for both RJ11 and  
 RJ12 jacks.

RJ11: 4 wire  
 RJ12: 6 wire

MOUNTING BOXES:  
 Minimum box depth 25mm

FCC68  
 EN41003

Cat 6 performance.

Suitable for both 568A and  
 568B wiring schemes.

MOUNTING BOXES:  
 Minimum Box Depth 35mm

ISO/IEC 11801  
 EN 50173  
 TIA 568  
 EN 41003

technical hotline +44 (0)1268 563720

surface | wiring devices

## MK Modular Data System

### RJ45 CAT 5E



K5745WHI




K5745BLK

### BLANKS



K170WHI



K170BLK

### FRONTPLATES



K291ALM



K292ALM



K293ALM



K294ALM

### BOXES



K8891ALM



K8821ALM



K8892ALM




K8822ALM

### MOUNTING FRAMES



K3701



K3702



K3703



K3704

### DATA MODULES



K455 WHI



K452WHI



K457WHI



K458WHI



K290WHI

**K5745WHI**  
**K5745BLK**  
RJ45 CAT 5E  
ONE MODULE

5  
5

**K170WHI**  
**K170BLK**  
ONE MODULE BLANK

10  
10

**K291ALM**  
1 GANG  
ONE MODULE

1

**K292ALM**  
1 GANG  
TWO MODULE

1

**K293ALM**  
2 GANG  
THREE MODULE

1

**K294ALM**  
2 GANG  
FOUR MODULE

1

**K8891ALM**  
1 GANG 38mm BOX  
6 x 20mm KNOCKOUTS

10

**K8821ALM**  
1 GANG 38mm BOX  
WITHOUT KNOCKOUTS

10

**K8901ALM**  
1 GANG 46mm DEEP BOX  
6 x 20mm KNOCKOUTS

5

**K8892ALM**  
2 GANG 38mm BOX  
8 x 20mm KNOCKOUTS

5

**K8822ALM**  
2 GANG 38mm BOX  
WITHOUT KNOCKOUTS

5

**K8902ALM**  
2 GANG 46mm DEEP BOX  
4 x 20mm AND 4 x 25mm  
KNOCKOUTS

5

**K3701**  
1 GANG  
ONE MODULE

10

**K3702**  
1 GANG  
TWO MODULE

10

**K3703**  
2 GANG  
THREE MODULE

10

**K3704**  
2 GANG  
FOUR MODULE

10

BS 5733: 2010  
where applicable

**K455WHI**  
RJ45 CATEGORY 5e  
DATA SOCKET ONE MODULE

1

**K452WHI**  
TELEPHONE OUTLET  
ONE MODULE MASTER

1

**K457WHI**  
TELEPHONE OUTLET  
ONE MODULE SECONDARY

1

**K458WHI**  
RJ11 TELEPHONE/DATA  
SOCKET ONE MODULE

1

**K290WHI**  
BLANK ONE MODULE

1

Enhanced Cat 5 performance.  
Suitable for both 568A and 568B wiring schemes.

MOUNTING BOXES:  
Minimum box depth 25mm  
ISO/IEC 11801  
EN 50173  
TIA 568  
EN 41003

MOUNTING BOXES:  
Minimum box depth 16mm  
BS 5733: 2010 where  
appropriate

BS 5733: 2010  
where applicable

All boxes have a base knockout and feature self-levelling platforms to ensure that the mounting frame is always positioned correctly without the need for adjustment.

BS 5733: 2010  
where applicable

Data/telecom modules are for use with Metalclad Plus frontplates only.

**K455** is Category 5e compliant  
IEC 11801  
BS EN 50173  
TIA/EIA 568A  
BS 5733: 2010

**K452 and K457**

are approved under OFTEL approval No. NS/G/23/L/100005 for direct and indirect connections between a termination point of a public telecommunications system and any piece of approved telecommunications apparatus.

BS 6312 Pt.2 where applicable

## Spare Boxes

## Blank Plates

## Grid Plus Frontplates



K829ALM



K897ALM



K3390ALM



K3492ALM



K3491WHI



K830ALM



K897WHI



K3390WHI




K3494ALM



K3492WHI



K899ALM



K3369ALM




K3502ALM



K3493WHI



K899WHI



K3369WHI



K3494WHI

**K829ALM**  
1 GANG  
WITHOUT KNOCKOUTS

5

**K830ALM**  
2 GANG  
WITHOUT KNOCKOUTS

5

**K899ALM**

10

**K899WHI**  
1 GANG  
6 X 20mm KNOCKOUTS

10

**K897ALM**

**K897WHI**

2 GANG  
8 X 20mm KNOCKOUTS

5

5

**K3390ALM**  
**K3390WHI**

1 GANG

**K3369ALM**  
**K3369WHI**

2 GANG

5

5

5

5

**K3491ALM**

1 MODULE

**K3492ALM**

2 MODULE

**K3493ALM**

3 MODULE

**K3494ALM**

4 MODULE

**K3496ALM**

6 MODULE

**K3498ALM**

8 MODULE

**K3499ALM**

9 MODULE

**K3502ALM**

12 MODULE

**K3508ALM**

18 MODULE

**K3514ALM**

24 MODULE

10

10

5

5

1

1

1

1

1

1

**K3491WHI**

1 MODULE

**K3492WHI**

2 MODULE

**K3493WHI**

3 MODULE

**K3494WHI**

4 MODULE

10

10

5

5

All boxes are fitted with a brass earth terminal and a base knockout.

## DIMENSIONS:

1 gang: 86 x 86 x 38mm  
2 gang: 86 x 147 x 38mm

These boxes are not suitable for mounting Grid Plus modules or modular data/telecom modules.

BS 5733: 2010

## DIMENSIONS:

K3390: 86 x 86mm  
K3369: 86 x 147mm

## FIXING CENTRES:

K3390: 60.3mm  
K3369: 120.6mm

BS 5733: 2010

Blank plates supplied without backboxes.

## DIMENSIONS:

1 & 2 module: 86 x 86mm  
3 & 4 module: 86 x 146mm  
6 & 8 module: 146 x 146mm  
9 & 12 module: 146 x 206mm  
18 module: 206 x 206mm  
24 module: 206 x 266mm

BS 5733: 2010

See Grid Plus page 175 for a complete selection of switching modules.

technical hotline +44 (0)1268 563720


surface | wiring devices

Echo™ is an innovative range of entirely wireless, batteryless and self-powered switches, only available from MK Electric.

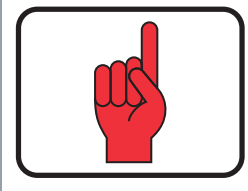
1 AND 2 CHANNEL TRANSMITTERS FOR Echo™



WIRELESS



BATTERYLESS



SELF-POWERED



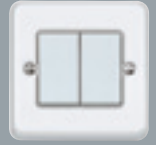
K3786ALM



K3786WHI



K3787ALM



K3787WHI

No wires offers the benefits of almost instant switch installation and total location flexibility, resulting in reduced costs and disruption as well as improved speed and ease of installation – invaluable for areas needing to rearrange space periodically, e.g. commercial offices, or those where the channelling of walls isn't permissible or feasible, such as historic buildings or glass partition walls.

**Batteryless**

No batteries means low maintenance and low running costs. No need to buy, fit, replace or dispose of batteries, eliminating nuisance and waste for a more sustainable option.

**Self-powered**

The new Echo™ range works by harvesting tiny amounts of ambient energy which power a switch (Transmitter) to send an RF signal to the Switch Receiver which is connected to the lighting circuit – operating lighting at ranges of up to 30 metres within typical buildings.

For more information on Echo™, please see the Echo™ section page 31

**K3786ALM**  
**K3786WHI**  
1 CHANNEL SWITCH TRANSMITTER FOR ECHO™

1  
1

**K3787ALM**  
**K3787WHI**  
2 CHANNEL SWITCH TRANSMITTER FOR ECHO™

1  
1

OPERATING FREQUENCY:  
868.3 Mhz  
IP RATING:  
IP2 x D  
DIMENSIONS:  
86 x 86mm  
BS EN 60669-1  
BS EN 60669-2-1  
ETSI EN 301 489-1+ -3  
ETSI EN 300 220-3