





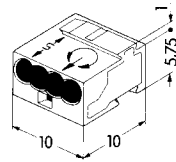
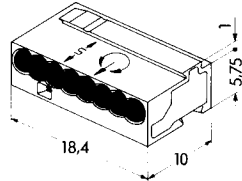
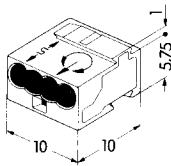




MICRO Push-Wire Connectors for Junction Boxes



| | | |
|--|---|---|
| <p>4 x 0.6 – 0.8 ϕ mm "s"*** 4 x AWG 22 – 20 "sol."*** 100 V/1.5 kV/2 ① 125 V, 7 A \mathbb{W} 6 A</p> <p> 5 – 6 mm / 0.22 in</p> <p>* \mathbb{W} \mathbb{E} \mathbb{C} \mathbb{D} \mathbb{K} \mathbb{H} \mathbb{S} \mathbb{D} \mathbb{U}</p> | <p>8 x 0.6 – 0.8 ϕ mm "s"*** 8 x AWG 22 – 20 "sol."*** 100 V/1.5 kV/2 ① 125 V, 7 A \mathbb{W} 6 A</p> <p> 5 – 6 mm / 0.22 in</p> <p>* \mathbb{W} \mathbb{E} \mathbb{C} \mathbb{D} \mathbb{K} \mathbb{H} \mathbb{S} \mathbb{D} \mathbb{U}</p> | <p>4 x 0.4 – 0.5 ϕ mm "s" 4 x AWG 26 – 24 "solid" 100 V/1.5 kV/2 ① 6 A</p> <p> 5 – 6 mm / 0.22 in</p> |
|--|---|---|



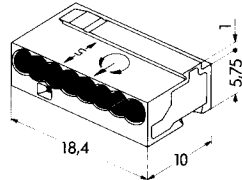
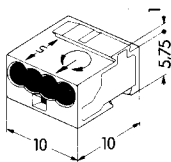
| Color | Item-No. | Pack.-unit pcs | Color | Item-No. | Pack.-unit pcs | Color | Item-No. | Pack.-unit pcs |
|---|----------|-----------------|---|----------|----------------|--|----------|-----------------|
| MICRO Push-wire connectors for junction boxes, 4-conductor connectors | | | MICRO Push-wire connectors for junction boxes, 8-conductor connectors | | | MICRO-Push-wire connector for junction boxes, 4-conductor connectors | | |
| dark grey | 243-204 | 1000 (10 x 100) | dark grey | 243-208 | 500 (10 x 50) | transparent | 243-144 | 1000 (10 x 100) |
| red | 243-804 | 1000 (10 x 100) | red | 243-808 | 500 (10 x 50) | | | |



| | | |
|--|---|--|
| <p>4 x 0.6 – 0.8 ϕ mm "s"*** 4 x AWG 22 – 20 "sol."*** 100 V/1.5 kV/2 ① 125 V, 7 A \mathbb{W} 6 A</p> <p> 5 – 6 mm / 0.22 in</p> <p>* \mathbb{W} \mathbb{E} \mathbb{C} \mathbb{D} \mathbb{K} \mathbb{H} \mathbb{S} \mathbb{D} \mathbb{U}</p> | <p>8 x 0.6 – 0.8 ϕ mm "s"*** 8 x AWG 22 – 20 "sol."*** 100 V/1.5 kV/2 ① 125 V, 7 A \mathbb{W} 6 A</p> <p> 5 – 6 mm / 0.22 in</p> <p>* \mathbb{W} \mathbb{E} \mathbb{C} \mathbb{D} \mathbb{K} \mathbb{H} \mathbb{S} \mathbb{D} \mathbb{U}</p> | |
|--|---|--|



| Color | Item-No. | Pack.-unit pcs | Color | Item-No. | Pack.-unit pcs |
|---|----------|-----------------|---|----------|----------------|
| MICRO Push-wire connectors for junction boxes, 4-conductor connectors | | | MICRO Push-wire connectors for junction boxes, 8-conductor connectors | | |
| light grey | 243-304 | 1000 (10 x 100) | light grey | 243-308 | 500 (10 x 50) |
| yellow | 243-504 | 1000 (10 x 100) | yellow | 243-508 | 500 (10 x 50) |

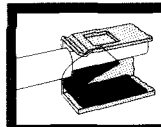


① 100 V = rated voltage
 1.5 kV = rated surge voltage
 2 = pollution degree
 (see also Section 10)




* For international approvals (with corresponding ratings) see pages 10.3 – 10.38.
 ** When using wires of the same diameter only, 0.5 ϕ mm/AWG 24 or 1.0 ϕ mm/AWG 18 are also possible.

Push-Wire Connectors for Junction Boxes

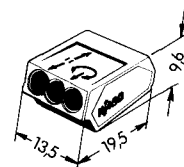
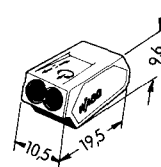
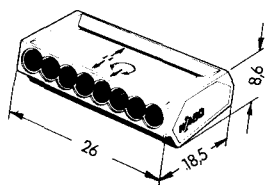
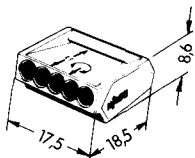
PUSH-WIRE CONNECTION






| | | | | | |
|---|---|---|---|--|---|
| <p>5 x 0.75 – 1.5 mm² "s" ① 5 x AWG18 – 16 "sol."</p> <p>400 V/4 kV/2** 18 A</p> <p>10 – 13 mm / 0.45 in</p> | <p>5 x AWG18 – 16 "sol."</p> <p>600 V, 10 A ① 300 V, 10 A ②</p> | <p>8 x 0.75 – 1.5 mm² "s" ① 8 x AWG18 – 16 "sol."</p> <p>400 V/4 kV/2** 18 A</p> <p>10 – 13 mm / 0.45 in</p> | <p>8 x AWG18 – 16 "sol."</p> <p>600 V, 10 A ① 300 V, 10 A ②</p> | <p>2 x 1 – 2.5 mm² "s" ② 2 x AWG18 – 12 "sol."</p> <p>3 x 1 – 2.5 mm² "s" ② 3 x AWG18 – 12 "sol."</p> <p>400 V/4 kV/2** 24 A</p> <p>10 – 13 mm / 0.45 in</p> | <p>2 x AWG18 – 12 "sol."</p> <p>300/600 V, 15 A ① 300 V, 25 A ②</p> |
|---|---|---|---|--|---|



| Color | Item-No. | Pack.-unit pcs | Color | Item-No. | Pack.-unit pcs | Color | Item-No. | Item-No. | Pack.-unit pcs |
|--|----------------|-----------------|--|----------------|----------------|---|----------------|----------------|-----------------|
| Push-wire connectors for junction boxes, 5-conductor connectors | | | Push-wire connectors for junction boxes, 8-conductor connectors | | | Push-wire connectors for junction boxes, 2-conductor connectors 3-conductor connectors | | | |
| grey | 273-101 | 2000 (20 x 100) | grey | 273-108 | 1000 (20 x 50) | dark grey | 273-112 | 273-104 | 2000 (20 x 100) |
| transparent | 273-155 | 2000 (20 x 100) | transparent | 273-158 | 1000 (20 x 50) | transparent | 273-252 | 273-253 | 2000 (20 x 100) |

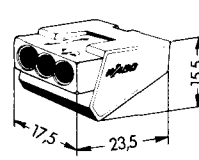
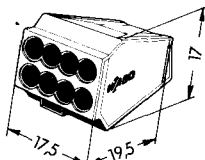
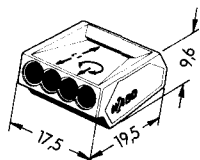
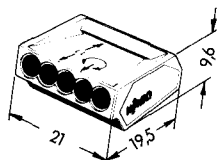


| | | | | | |
|--|---|--|---|--|--|
| <p>5 x 1 – 2.5 mm² "s" ② 5 x AWG18 – 12 "sol."</p> <p>400 V/4 kV/2** 24 A</p> <p>10 – 13 mm / 0.45 in</p> | <p>5 x AWG18 – 12 "sol."</p> <p>600 V, 15 A ① 300 V, 25 A ②</p> | <p>4 x 1 – 2.5 mm² "s" ② 4 x AWG18 – 12 "sol."</p> <p>8 x 1 – 2.5 mm² "s" ② 8 x AWG18 – 14 "sol."</p> <p>400 V/4 kV/2** 24 A</p> <p>10 – 13 mm / 0.45 in</p> | <p>4 x AWG18 – 12 "sol."</p> <p>600 V, 15 A ① 300 V, 20 A ②</p> | <p>3 x 1.5 – 4 mm² "s" 3 x AWG14 – 10 "sol."</p> <p>400 V/4 kV/2** 32 A</p> <p>12 – 15 mm / 0.53 in</p> | <p>600 V, 20 A ① 300 V, 40 A ②</p> |
|--|---|--|---|--|--|



| Color | Item-No. | Pack.-unit pcs | Color | Item-No. | Item-No. | Color | Item-No. | Pack.-unit pcs |
|--|----------------|-----------------|---|------------------|------------------|--|----------------|----------------|
| Push-wire connectors for junction boxes, 5-conductor connectors | | | Push-wire connectors for junction boxes, 4-conductor connectors 8-conductor connectors | | | Push-wire connectors for junction boxes, 3-conductor connectors | | |
| dark grey | 273-105 | 2000 (20 x 100) | dark grey | 273-102 ③ | 273-103 ④ | grey | 273-403 | 1000 (20 x 50) |
| transparent | 273-255 | 1000 (20 x 50) | transparent | 273-254 ③ | 273-258 ④ | transparent | 273-453 | 1000 (20 x 50) |

Pack.-unit ③ 2000 (20 x 100) ④ 1000 (20 x 50)



** in grounded (earthed) supply systems

When using wires of the same diameter only, ① 0.5 mm² / AWG 20 or ② 0.75 mm² / AWG 18 are also possible.

