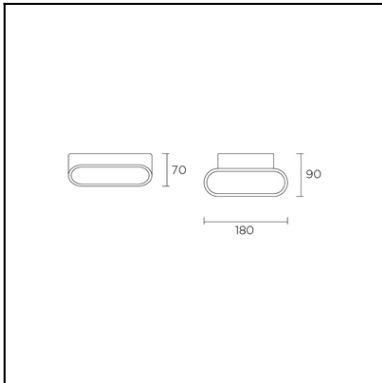
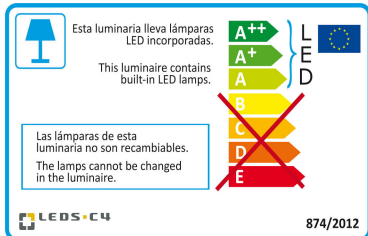




The photograph may not match the reference exactly. Please read the product description to identify the finish.



[Download photometric file .ldt / .ies](#)



Click on image to download energy label

TECHNICAL CHARACTERISTICS

Type:	Wall fixture
IP Protection degrees:	IP20
Light source 1:	1 x LED Citizen 4.8W Warm White - 3000K 488 lm ⁽⁰⁾ CRI 80
Voltage / Frequency:	100-240V/50-60Hz
Warranty (Years):	2
Option to extend the guarantee (Years):	5
Units per box:	12
Net Weight (Kg):	0.6
EAN:	8435111091203



MATERIALS / FINISHES

Structure material: Extruded aluminium
Steel

Structure finish: Matt white

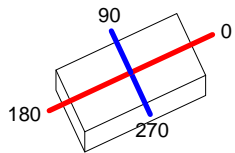
GEAR

Multi-voltage electronic gear included (110-240 V / 50-60 Hz)

Luminaire		Measur.		Lamp		
Code	05-0070-14-14	Code	05-0070-14-14	Code	05-0070-14-14	
Name	Aplique led 4W	Name	Aplique led 4W	Number	1	
Line	Eulumdat	Date	15-02-2013	Position		
Efficiency	100.00%	Coordinate system	CG	Total Flux	339.55 lm	
Maximum value	128.24 cd	Position	C=90.00 G=110.00	Sym. on planes	270-90	
Rectangular Luminaire	Length	92 mm	Width	180 mm	Height	70 mm
Rectangular Luminous Area	Length	47 mm	Width	168 mm	Height	70 mm
Horizontal Luminous Area	0.007896 m2	Emitting area on Plane 180°	0.003290 m2			
Emitting area on Plane 0°	0.003290 m2	Emitting area on Plane 270°	0.011760 m2			
Emitting area on Plane 90°	0.011760 m2	Glare area at 76°	0.005102 m2			
Symmetry Type	Sym. on planes 270-90	Maximum Gamma Angle	180			
Measurement Distance	0.00	Measurement Flux	339.55 lm			
Operator	Asselum T2	Source voltage				
Temperature	25.00 °C	Source current				
Humidity	60.00 %	Photocell				
Notes						

Luminaire Lamps					
Line	Code	Name	Flux [lm]	Pow. [W]	Q.ty
Eulumdat	05-0070-14-14	05-0070-14-14 - 6.00 W	339.55	6.00	1
C.I.E.	30 64 87 38 100	D DIN 5040			
F UTE	0.38 I + 0.62 T	B NBN			
		D12			
		BZ 7 / 1 / BZ 6			

92mm x 180mm



C Halfplanes

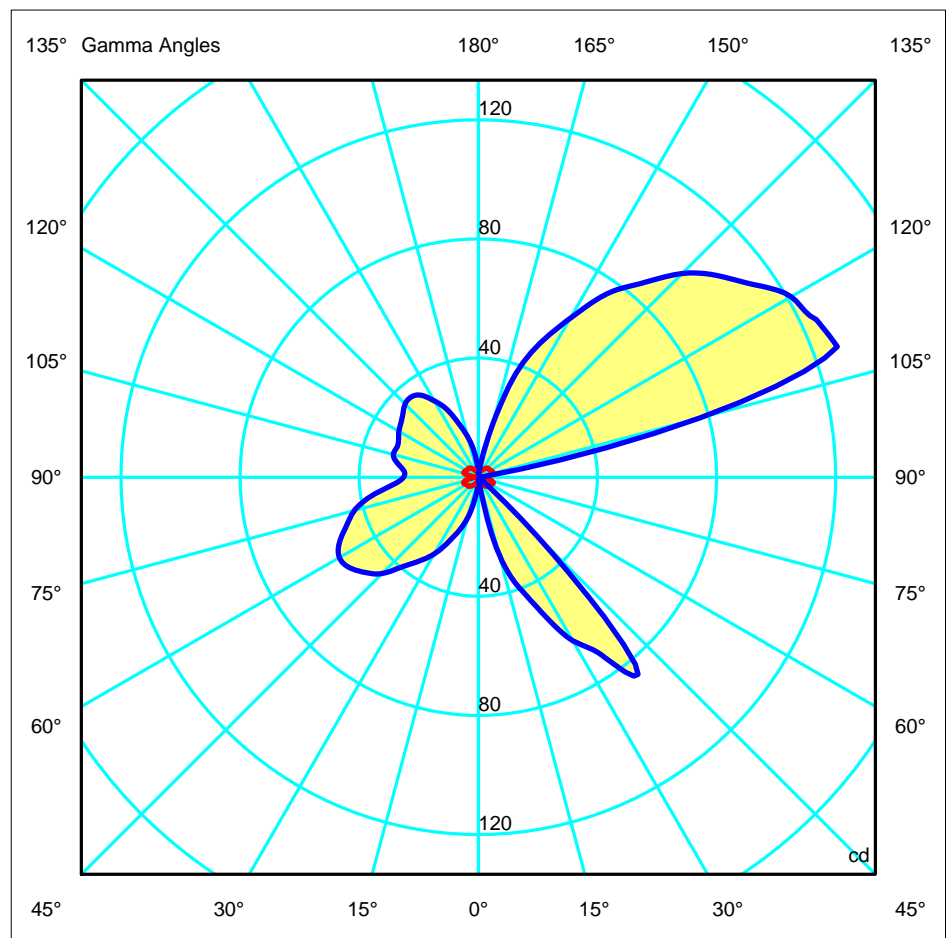
270.0 ———— 0.0

180.0 ———— 90.0

ULOR 62.15 %

DLOR 37.85 %

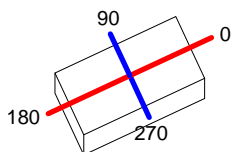
RN 62.15 %



Luminaire		Measur.		Lamp		
Code	05-0070-S2-14	Code	05-0070-S2-14	Code	05-0070-S2-14	
Name	Aplique led 1x6W	Name	Aplique led 1x6W	Number	1	
Line	Eulumdat	Date	15-01-2013	Position		
Efficiency	100.00%	Coordinate system	CG	Total Flux	315.87 lm	
Maximum value	120.10 cd	Position	C=90.00 G=110.00	Sym. on planes	270-90	
Rectangular Luminaire	Length	92 mm	Width	180 mm	Height	70 mm
Rectangular Luminous Area	Length	47 mm	Width	168 mm	Height	70 mm
Horizontal Luminous Area	0.007896 m2	Emitting area on Plane 180°	0.003290 m2			
Emitting area on Plane 0°	0.003290 m2	Emitting area on Plane 270°	0.011760 m2			
Emitting area on Plane 90°	0.011760 m2	Glare area at 76°	0.005102 m2			
Symmetry Type	Sym. on planes 270-90	Maximum Gamma Angle	180			
Measurement Distance	0.00	Measurement Flux	315.87 lm			
Operator	Asselum T2	Source voltage				
Temperature	25.00 °C	Source current				
Humidity	60.00 %	Photocell				
Notes						

Luminaire Lamps					
Line	Code	Name	Flux [lm]	Pow. [W]	Q.ty
Eulumdat	05-0070-S2-14	05-0070-S2-14 - 6.00 W	315.87	6.00	1
C.I.E.	31 64 87 37 100	D DIN 5040	D22		
F UTE	0.37 I + 0.63 T	B NBN	BZ 7 / 0.8 / BZ 6		

92mm x 180mm



C Halfplanes

270.0 ———— 0.0

180.0 ———— 90.0

ULOR 63.02 %

DLOR 36.98 %

RN 63.02 %

