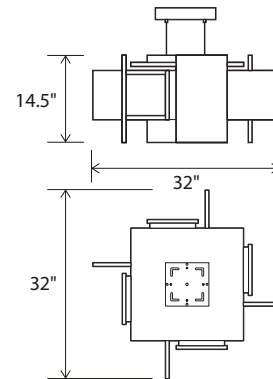


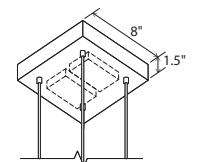
The way the walnut planes in the Muto both block and bounce light makes for a very dynamic composition of light and shadow, from any vantage point. While the pinwheel form with its repeating elements is symmetric, it appears very sculptural from any one view. The modern floating ideal is realized in the Muto. By holding each walnut element away from its neighbor, so each plane floats, the whole fixture feels weightless as if it were floating itself.

Nick Sheridan,
Designer

Muto pendant



Dimensions: 32" x 32", 14.5"
 Materials: solid wood, polymer
 Product weight: 17 lb
 Light source: integrated LED
 Light output - total: 2626 Lumens (source)
 Light output - ambient: 1376 Lumens (source)
 Light output - downlight: 1250 Lumens (source)
 Light color: 2700 K or 3500 K
 Color accuracy: 90+ CRI
 Power usage: 25 W
 Dimmable (see driver below)
 Brushed aluminum (CM-006) 8" square canopy with black mesh cables included
 Canopy dimensions: 8" x 8", 1.5"
 See instructions for additional canopy details at cernogroup.com
 6'-0" drop length, field adjustable
 Suitable for a sloped ceiling
 Wood grain will vary
 Specifications subject to change



8" square canopy with black mesh cables



MATERIAL & FINISH OPTIONS

Muto pendant part # 06-140-

Wood Body

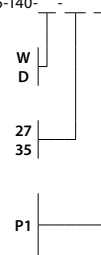
walnut (CM-001)
 dark stained walnut (CM-002)

Lamping*

2700 K LED
 3500 K LED

Driver

AC Input Voltage Range: 120-277 V
 120 V input: TRIAC, ELV & 0-10 V dimmable
 240 & 277 V input: only 0-10 V dimmable



walnut (CM-001)



dark stained walnut (CM-002)

Includes: frosted polymer (CM-024)

*Available in 3000K, 4000K and other color temperatures upon request

