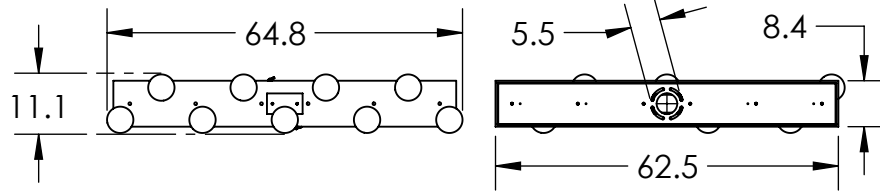
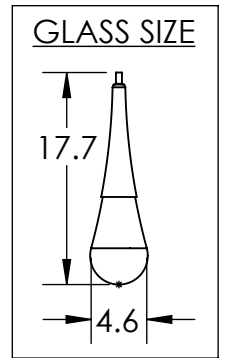
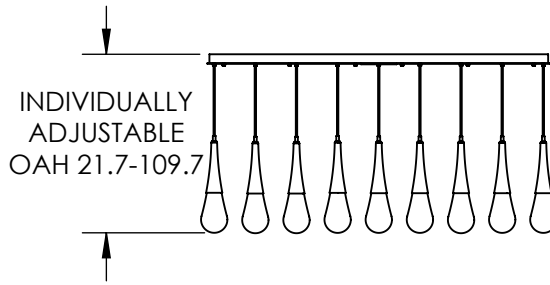


All dimensions are shown in inches unless otherwise stated.



Mounting Method: Mounts to Building Structure

PRODUCT DESCRIPTION

Luxuriously thick 'raindrops' of artisan blown glass capture the ethereal beauty of a spring shower in this 9-light linear multi-port chandelier. Each glass shade is handcrafted in the U.S. from 4-7 pounds of molten glass and illuminated with 93+ CRI integrated LED.

PRODUCT SPECIFICATION

Construction: Aluminum Body, Blown Glass, and Braided Cord

Finish Options: **FB** **GB** **GM*** **HB*** **MB** **BS** **RB*** **SN***

Glass Options: Clear Blown Glass

Suspension Method: Ceiling Mount

Weight(lbs.): 86

UL Rating: Dry

Top Diffuser: Closed Metal

Bottom Diffuser: Closed Glass

Light Source: LED

Electrical Qty: 9

Wattage (Watts):47

Voltage (Volts): 120

Source Lumens: 3782

Dimming: Forward/Reverse Phase to 1%

CCT: 2700K or 3000K

Driver Quantity & Location: 3, in Canopy

CRI: 93+

Power Factor: >0.9

*Coastal Metallic options are available upon request, and required for installations located within 10 miles of the ocean.

SCAN FOR MORE INFORMATION

Notes:

GENERAL NOTES:

Visit studio.hammerton.com to read our Lifetime Limited Warranty.

This product may use mixed materials like steel and aluminum in its construction. Translucent finishes may vary between steel and aluminum.

All Hammerton fixtures are handcrafted by artisans. Subtle imperfections reflect the mark of the artisan and should be expected in any handcrafted product. Dimensions may vary up to 7/8".

Rev (F) 2/14/2023