

Firm Foundations

Creation to Christ

Christian Education Edition Student Guide Part 1

The Truth about God for Fifth and Sixth Graders

Developed and Written

by

Jan L. Harris

Based on *Firm Foundations: Creation to Christ*

by

Trevor McIlwain

Firm Foundations: Christian Education Edition was written in cooperation
with Trevor McIlwain and with his approval.



Unless otherwise noted, Scripture quotations are taken from the Holy Bible, New King James Version, (© 1994 by Thomas Nelson, Inc., published by Thomas Nelson, Inc.)

© Copyright New Tribes Mission

All rights reserved. No part of this publication may be reproduced, stored in a retrieval system, or transmitted, in any form, or by any means, electronic, mechanical, photocopying, recording, or otherwise, without the prior written permission of the authors and publisher.

ISBN: 978-1-61565-152-8

Printed in the United States of America.

About This Curriculum

Firm Foundations: Creation to Christ, Christian Education Edition is a Bible curriculum adapted by Jan Harris from the *Firm Foundations* series by Trevor McIlwain. Written for fifth or sixth grade students, the curriculum is presented in two parts. It can be taught in one year of daily classes or in two years of two to three classes per week.

The lessons present man's need for salvation and God's provision of a Deliverer – Jesus Christ – to meet that need. The first part covers creation to the giving of the Ten Commandments. The second part begins with the building of the tabernacle and ends with Christ's ascension into Heaven.

Table of Contents: Part 1

Introductory Lesson	a
Lesson 1 In the Beginning	1
Genesis 1:1-31; 2:1-8	
Lesson 2 Adam and Eve	29
Genesis 2:9, 16-25; 3:1-24	
Lesson 3 Cain and Abel	49
Genesis 4:1-16	
Lesson 4 Noah	63
Genesis 4:16-26; 5:3-5, 22-32; 6:1-22; 7:1-23; 8:1-4, 14-22; 9:1-19; 11:1-9	
Lesson 5 Abraham	87
Selected verses from Genesis 11-22	
Lesson 6 Jacob, Esau and Joseph	121
Selected verses from Genesis 24-46	
Lesson 7 Moses	131
Selected verses from Exodus 1-19	
Lesson 8 The Ten Commandments	173
Exodus 20:1-17; 24:12-18; 25:1-11, 17-22; 26:31-33; 27:1-2, 9; 28:1;	
Leviticus 1:1-5; 16:2-3, 15	
Glossary	183


Introductory Lesson

Building a Foundation

With a thunderous sound, the walls cracked and crumbled. Timbers splintered. The roof buckled and fell into pieces. In a few moments, the tall building was reduced to rubble.

How did this disaster happen? The building looked sturdy. Why would it suddenly collapse?

When officials investigated, they found that the builder hadn't followed proper building plans. Wanting to save money, he built a weak foundation. When the foundation broke, the building fell.



1. What's a foundation?


When a builder begins construction of a house, the foundation is the first thing he makes. Often we say he "digs a foundation" because a strong foundation goes below the surface dirt. The builder has to reach a level where the dirt is solidly pressed together. After the builder digs, he puts forms around the shape of the building and then pours concrete for the bottom layer.

2. Why would the builder go to all this trouble?


Firm Foundations

3. In Bible days, the Hebrews didn't have concrete. What do you think they used for a foundation?

4. Why would a builder want to construct a house *without* a rock foundation?



In the New Testament, Jesus told a story about two different kinds of foundations.

5.  Read Matthew 7:24-27. Write your answers below.

(a) What kind of foundation did the two men build?

(b) And, what happened to each house?

Four sticky notes are shown, each pinned to a surface. The top-left note says "(a) The wise man:" followed by a horizontal line. The top-right note says "(a) The foolish man:" followed by a horizontal line. The bottom-left note says "(b) The wise man's house" followed by a horizontal line. The bottom-right note says "(b) The foolish man's house" followed by a horizontal line.

(c) Who did Jesus compare to the wise man? _____

Introductory Lesson

Foundation has another meaning: *anything that gives support for something*. For example, before you could learn to read, you needed to learn _____.

- 6. Can you think of other examples of “foundations” you had to “dig” before you could accomplish something?

Before you could:

You had to learn:

_____	_____
_____	_____
_____	_____
_____	_____
_____	_____

In the lessons in this book, you’ll hear **God’s Word** every day. You’ll read verses and answer questions, act out dramas, do puzzles, draw pictures and write stories all based on God’s Word.

- 7. Before you can become the person you want to be, what do you have to learn? Write two to three sentences describing how you think you can build a foundation for your life.

As you study and understand and believe God’s Word, a foundation will be built in your life, a foundation based on the rock of truth.



The Wise Man Built His House Upon the Rock

The wise man built his house upon the rock.
The wise man built his house upon the rock.
The wise man built his house upon the rock.
And the rains came tumbling down.


The rains came down and the floods came up.
The rains came down and the floods came up.
The rains came down and the floods came up.
But the house on the rock stood strong!

The foolish man built his house upon the sand.
The foolish man built his house upon the sand.
The foolish man built his house upon the sand.
And the rains came tumbling down.

The rains came down and the floods came up.
The rains came down and the floods came up.
The rains came down and the floods came up.
And the house on the sand fell flat!

by Ann Omley

Homework

 Reread Matthew 7:24-27. Draw two pictures to illustrate either the wise man's house **or** the foolish man's house. Write the reference in the corner of each picture.

(a) Building the House

v. _____

(b) The Storm

v. _____

Lesson 1

In the Beginning...

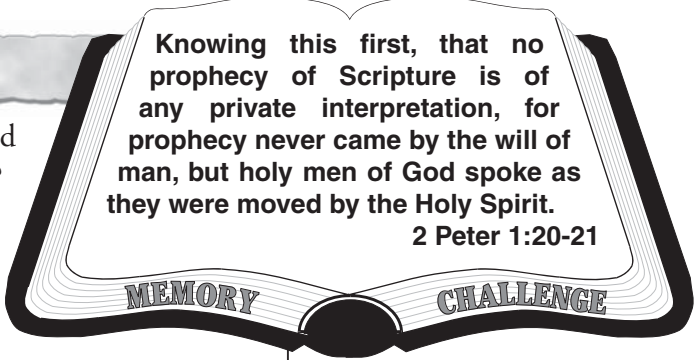
Day 1 - What is the Bible?

Today the Bible comes in many different sizes, styles and translations. What do you think the first Bibles looked like?

1. More important than what a Bible looks like is what the Bible **IS**. Fill in the blank below.

The Bible is _____

2. Some of you probably know a lot about the Bible. Just for fun, fill in the blanks in the questionnaire below. You may find there are still things to learn about the Bible.



Knowing this first, that no prophecy of Scripture is of any private interpretation, for prophecy never came by the will of man, but holy men of God spoke as they were moved by the Holy Spirit.

2 Peter 1:20-21

MEMORY

CHALLENGE

BIBLE QUESTIONNAIRE


- (a) There is only one Author of the Bible. Who is He? _____
- (b) However, this Author used men – called prophets – to write down His words. We don't know exactly how many different prophets wrote the Bible, but it was about _____ men.
- (c) From the time the first book of the Bible was written to the writing of the last book was a period of approximately _____ years.
- (d) Our Bible is divided into two parts: the _____ and the _____.
- (e) The Bible has _____ books in the first part and _____ books in the second part.
- (f) Circle the correct statement: Most of the Bible is true. All of the Bible is true.
- (g) Circle the correct answer: The Bible was originally written in:
Spanish and English Hebrew, Aramaic, and Greek Latin and German
- (h) The Bible has been translated into _____ different languages.

3. Open your Bible and read the first three words in the first chapter. What are they? _____
4. What was there before the *beginning*? _____

The Truth About God

When we think about the truth that only God was there *in the beginning*, what does that show us about Him?

- (a) God is the _____ of all things.
- (b) God has always _____; He is _____.
- (c) God is greater than _____.
- (d) Only God can tell us what happened at _____.



A scroll was made from papyrus or leather.

Homework

Fill in the blanks in the poster your teacher gives you.
Decorate the poster with color.

Day 2 - God Is Spirit

Your posters show some truths about the Bible. But it isn't enough to know about the Bible; we want to grow to know the God of the Bible.

- 1. Read Genesis 1:2.

Think about the truth that God is Spirit. Read the statements below. Circle the ones that are true. Put an X through the statements that are not true.

(a) God can be in all places at once (omnipresent).

(d) God sees everything that is happening.

(B) WE CANNOT SEE GOD.

(c) We can hide from God.

(e) God is here right now.



- 2. Read Genesis 1:26.

- (a) Write the first three pronouns in this verse. _____
- (b) Who do you think God was talking to? _____
- (c) What do we call this truth of three Persons who are equally one God?



Immortal, Invisible, God Only Wise

Immortal, invisible, God only wise,
In light inaccessible hid from our eyes,
Most blessed, most glorious, the Ancient of Days,
Almighty, victorious, Thy great name we praise.

by Walter Chalmers Smith

Now to the King Eternal

by Barry Braman



Eternal
Immortal
Invisible

Now to the King eternal, immortal, invisible, to God who alone is wise, be honor and glory forever and ever. Amen.

1 Timothy 1:17