

## How to measure?

To choose the correct size for you, measure your body as follows:

### 1. CHEST

Measure under your arms around the fullest part of your chest.

### 2. WAIST

Measure around natural waistline, keeping the tape a bit loose.

### 3. HIP

Measure around the fullest part of your body at the top of your leg.

### 4. HEIGHT

From floor to top of head.



We offer two cuts in cycling jerseys -  
RACE CUT is a tighter, shortened, closer fitting cut.  
CLUB CUT is a longer more relaxed fit.

## MEN'S SIZING

	Height (cm)	Chest (cm)	Waist (cm)	Hip (cm)
X Small	165 and under	84 - 89	66 - 71	84 - 89
Small	163 - 173	89 - 94	71 - 76	89 - 94
Medium	170 - 180	97 - 102	76 - 81	97 - 102
Large	178 - 188	102 - 107	81 - 86	102 - 107
X Large	185 - 195	107 - 112	86 - 91	107 - 112
2X Large	191 and up	112 - 117	91 - 97	112 - 117
3X Large	191 and up	117 - 122	97 - 102	117 - 122
4X Large	191 and up	122 - 127	102 - 106	122 - 127

## WOMEN'S SIZING

	Height (cm)	Chest (cm)	Waist (cm)	Hip (cm)
X Small	157 and under	76 - 81	56 - 61	79 - 84
Small	155 - 165	81 - 86	64 - 69	86 - 89
Medium	163 - 173	86 - 91	69 - 74	91 - 97
Large	170 - 180	91 - 97	76 - 81	99 - 104
X Large	178 and up	99 - 104	84 - 89	107 - 112
2X Large	178 and up	104 - 109	91 - 97	114 - 119
3X Large	178 and up	109 - 114	97 - 102	119 - 127
4X Large	178 and up	114 - 119	102 - 107	127 - 131

# CHILDREN'S SIZE GUIDE

Our children's garments are still performance orientated and close fitting. If you want to build in growing room then it is advisable to size up.

## How to measure?

### 1. CHEST

Run a flexible tape measure across the fullest area of the chest, holding the tape measure horizontally

### 2. WAIST

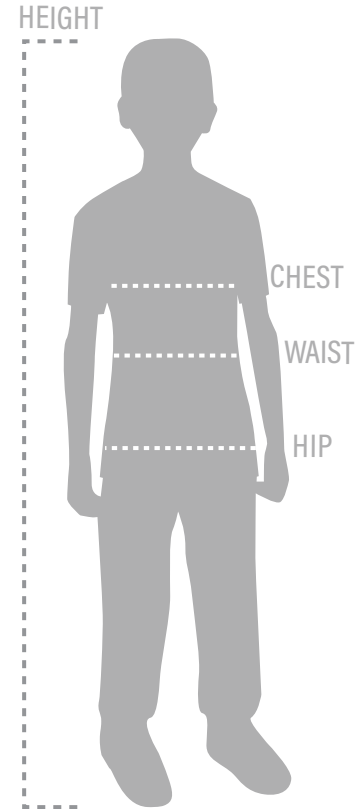
Wrap the tape measure around the narrowest part of the waist, keeping the tape horizontal

### 3. HIP

Measure around the fullest part of your body at the top of your leg.

### 4. HEIGHT

From floor to top of head.



## UNISEX CHILDREN'S SIZING

SIZE	Height (cm)	Chest (cm)	Waist (cm)	Hips (cm)
X Small	122 - 128	67	61	71
Small	134 - 140	72.5	63.5	76
Medium	146 - 152	76	65	81
Large	158 - 164	81	67.5	86.5
X Large	166 - 169	86.5	72.5	91.5

This size guide is intended for reference only and sizing may vary according to the style, fabric and fit of the actual garment. For more information or to see some sizing samples, please contact us on: [infouk@champ-sys.com](mailto:infouk@champ-sys.com)

# FIT COMPARISON

We have three tiers of product across our whole range: Apex, Performance and Tech, As you move up the tiers, the cut of the garments form a closer fit.



**APEX**

If you want the best, most technical and aerodynamic kit, Apex is our fastest collection which represents the epitome of performance sport apparel, hand crafted with the highest quality premium technical fabrics and developed in collaboration with Team UAE Emirates.



**PERFORMANCE**

If you want fast, technical and comfortable, do it all garments. Performance is the way to go. The best balance between performance quality, and comfort.



**TECH**

If you want affordable quality and the right fit. The Tech range offer quality entry level garments with great features at a competitive price. Perfect for your next event.


If you prefer a slightly longer, looser garment, you can opt for CLUB CUT.

If you are lean and seeking a close fit opt for RACE CUT.

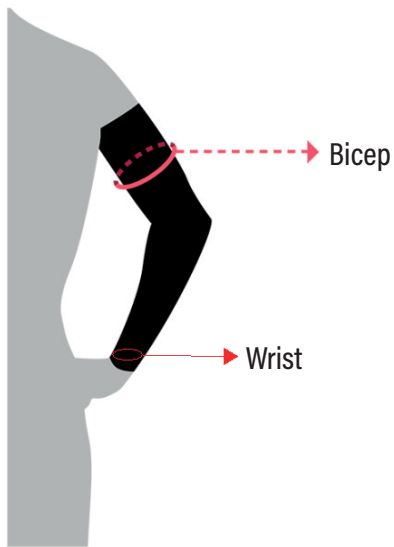
Our entire range is also available in women's specific cut.

## The difference between RACE CUT and CLUB CUT

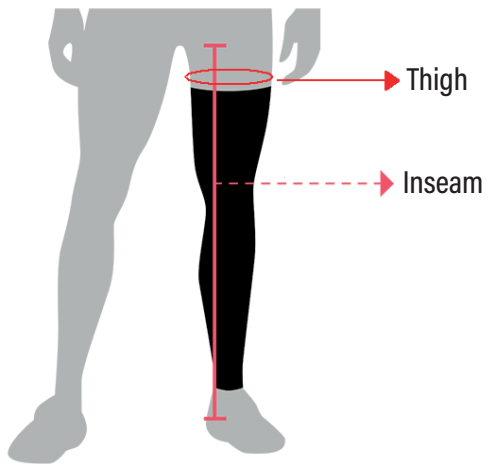
We offer two cuts in cycling jerseys -  
RACE CUT is a tighter, shortened, closer fitting cut.  
CLUB CUT is a longer more relaxed fit.



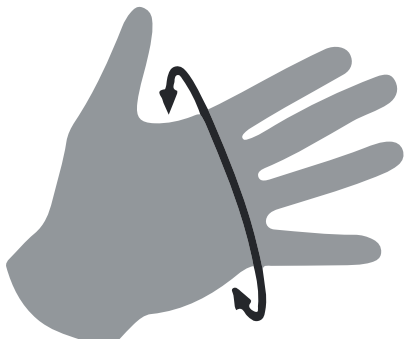




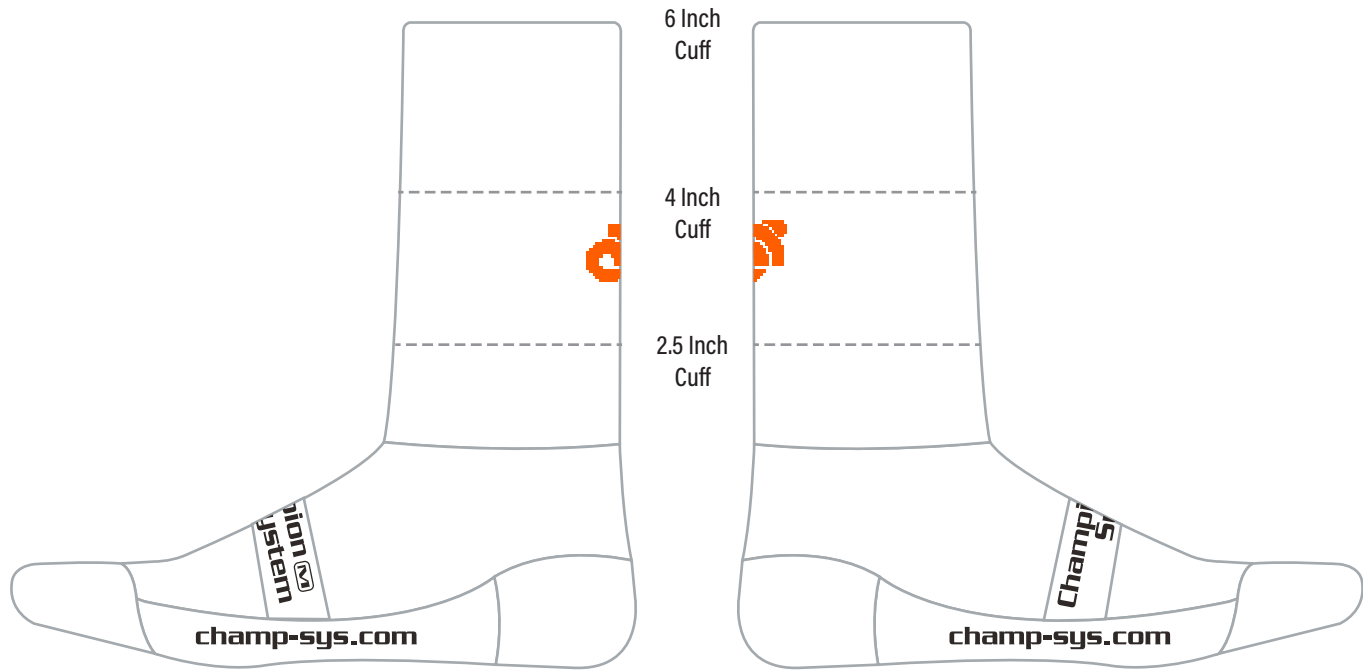
Size	1. Wrist (inch)	2. Bicep (inch)
XS	6	11
S	6.5	12
M	7	13
L	7.5	14
XL	7.75	15



Size	1. Thigh (inch)	2. Inseam (inch)
XS	20	30 or less
S	21	31
M	22.5	32
L	24	33
XL	25	34



Hand Circumference without Thumb		
	(inch)	(cm)
XS	6 - 7	16 - 18
S	7 - 8	18 - 20
M	8 - 9	20 - 23
L	9 - 10	23 - 26
XL	10 - 11	26 - 28



Sock Guide		
Size	UK	EU
S	4 - 6	37 - 39
M	7 - 8	40 - 42
L	9 - 10	43 - 45
XL	11+	46+

Shoe Cover Guide		
Size	UK	EU
S	3 - 4	36 - 37
M	5 - 6	38 - 40
L	7 - 8	41 - 42
XL	9 - 10	43 - 44