

New

POSCA —MOP'R



uni
POSCA
—MOP'R

LIGHT BLUE
BLENDED
YELLOW
AZUL CLARO
AZUL OSCURO

8

*TRIGGER
CREATIVITY!*

POSCA

THE FAMILY GETS BIGGER!

From **Graffiti** to **Fine Art**, through **Illustration**, **Street-Art** and **Customisation**, POSCA makes it easy to access creation and stimulates a unique artistic dynamic for everyone, on all media.

For short-lived or permanent productions, **POSCA** is a universal language, easily accessible, which brings together artists, amateurs and kids around the same passion: **creation!**

SOLID URBAN VALUES

COMMITMENT
SHARING ART
FREEDOM
EXPRESSION
TRANSMISSION

A NEW XXL ROUND TIP...

PC - **1MR** | 0.7 mm

PC - **1MC** | 0.7-1 mm

PC - **3M** | 0.9-1.3 mm

PC - **5M** | 1.8-2.5 mm

PC - **7M** | 4.5-5.5 mm

PC - **8K** | 8 mm

PC - **17K** | 15 mm

PCF - **350** | 1-10 mm

PCM - **22**
3-19 mm



... FOR NEW USES!

POSCA

MOP'R HAS IT ALL!

In the MOP'R you will find everything you already know and love about POSCA:

- ✓ Water-based paint
- ✓ Odourless, very rich in natural pigments
- ✓ Super dense and luminous colors
- ✓ A unique and immediately recognisable rendering
- ✓ A great ease of use that invites creation
- ✓ The pleasure to express yourself on any surface!





MOP'R : POSCA IN XXL FORMAT!!!

With its truly ergonomic shape and semi-rigid design, the **POSCA MOP'R** offers a new grip and a unique artistic experience.

With the **POSCA MOP'R** you can create large drawings **horizontally** or **vertically**.

Using it **right side up** or **upside down**, you can create an endless variety of effects.

The POSCA MOP'R is unique, extremely intuitive and incredibly fun!

With **POSCA MOP'R**, dare to create...

- large drawings,
- XXL colour fills,
- controlled drippings
- and numerous effects, from the simplest to the most complex!




POSCA
-MOP'R

THE MOP'R EFFECTS

INCREASE YOUR CREATIVE CAPABILITIES TENFOLD!

Used on horizontal or vertical surfaces, the POSCA MOP'R is an invitation to...

- ✓ Occupy space and create in a big way.
- ✓ Easily fill large areas with colour.
- ✓ Use its many effects and invent new ones!



LINES:

For perfect ultra-wide lines, simply run your **POSCA MOP'R** on the surface.




DRIPPING:

For fluid and regular drips, hold it upside down and increase the flow of paint.




STAMP:

For perfect circles, simply apply the tip without applying pressure.



SPLASH:

For a splash effect, saturate the tip before dabbing your surface with one swift press.



SPRAY:

For a spray effect, blow vigorously when the tip is saturated with paint.

SPECIAL EFFECTS:



HIGHLIGHTING:

Mix **POSCA MOP'R** white with another colour of **POSCA MOP'R**, tip to tip, before application, to create a highlighting effect.



DEEPENING:

Mix **POSCA MOP'R** Black with another colour of **POSCA MOP'R**, tip to tip, before application, to create depth effects.



MIX&MATCH:

Mix several colours, tip to tip, before application, to create new shades.

The **POSCA MOP'R**, like all POSCA markers, is also **WATER-BASED**, **MIXABLE** & colours can be **OVER-LAYERED**.

ADOPT THE STREET SPIRIT!

From the 1980s to today, street art has become a real social phenomenon!

Born in the street, this urban art has been widely democratized to become hyper-trendy today.

More than an art form, STREET ART is now a real state of mind that permeates everywhere.



WITH **POSCA MOP'R**, CREATE YOUR OWN STREET STYLES!



BUBBLE LETTERS:

Painted letters in the shape of bubbles with embossed effects through mixing colours.

PUNITION:

The repetition of the same word, many times and overlapping, to create a rhythm effect.



FADING:

Use of colour gradients to create stylish transition effects.



DRIPPING:

Fluid and regular drips for a very trendy effect.



... and many more effects!

USEFUL INFORMATION

POSCA -MOP'R



- ✓ Unique soft and ergonomic shape.
- ✓ Optimal grip and pressure flow management.
- ✓ Inside, an innovative valve system with patent pending for a perfectly controlled flow.



upright



Upside
down

- ✓ Round foam rubber tip for a generous application of colour.
- ✓ Multi-effects use, upright or upside down.
- ✓ Lines between 3 and 19 mm depending on the angle of the tip.

8 essential colours



USER GUIDE

IMPORTANT PRECAUTIONS FOR USE:
POSCA colour is permanent on textiles and porous surfaces.
The **POSCA MOP'R** dispenses a lot of ink.
Remember to protect your creative environment (your clothes, your floor...)!



1

PREPARING YOUR MOP'R

Shake the marker firmly with the cap closed.
The inner ball, with its characteristic **POSCA sound**, helps to mix the paint.



2

INITIAL PRIMING

On a separate sheet of paper from the creative surface, press the tip repeatedly to soak it in the colour.
Test to remove any excess of paint. You are ready to go!



3

IN USE PRIMING

If the flow of colour becomes weaker during the creation process, shake the marker again (making sure to close the cap beforehand to avoid splashing), prime again, test and go again!



4

DRYING TIME

Depending on the thickness of the layer of paint applied to the surface, the drying time varies. With **POSCA MOP'R**, it can be quite long (lots of paint!).



5

STORAGE

Be sure to store **POSCA MOP'R** "head up" to avoid that the foam in the tip becomes blocked by dried paint.



6

CLEANING THE TIP

If the tip becomes stained with another colour or dirt, simply wash it with water and a clean cloth, taking care to keep the **POSCA MOP'R** "head up".



POSCA —MOP'R

Discover:

- a hyper-playful marker
- an even more instinctive creation
- incredible possibilities of use
- an invitation to think bigger

MORE CREATIVE EXPERIENCES AT

www.posca.com

 POSCA

 POSCAGALLERY