

Furniture for Workspaces > Price Book > July 2017



OFFICE

FURNITURE

SOLUTIONS

TABLE OF CONTENTS

CATEGORY 1: FREESTANDING SYSTEMS	3
FURNITURE SYSTEM.....	3
TABLES.....	3
CREDENZAS.....	5
HUTCHES.....	6
BOOKCASE HUTCHES.....	7
STORAGE FURNITURE.....	9
WARDROBES.....	10
PERSONAL STORAGE TOWERS.....	11
PEDESTALS.....	12
CONFERENCE TABLES.....	12
CATEGORY 2: FREESTANDING HEIGHT ADJUSTABLE DESK/TABLE PRODUCTS	13
HEIGHT ADJUSTABLE TABLES.....	13
CATEGORY 5: ACCESSORIES	13
TERMS & CONDITIONS OF SALE	14

GENERAL INFORMATION

CANADIAN FEDERAL GOVERNMENT

SUPPLY ARRANGEMENT (SA)

E60PQ-140003/033/PQ : Furniture for Workspaces

The following pages represent the list prices for the Supply Arrangement (SA) for Furniture for Workspaces: Categories 1, 2 and 5.

Category 1: Freestanding Systems

- C.I.T.É. collection for benching
- OPTIONS collection surfaces & storage
- QUORUM MULTICONFERENCE collection surfaces & bases
- LACASSE accessories (cushions for pedestals)

Category 2: Freestanding Height Adjustable Desk/Table Products

- QUORUM MULTICONFERENCE series surfaces & bases

Category 5: Accessories

- LACASSE accessories (keyboard tray)

For additional products (non-SA), please refer to the February 2015 Lacasse Price Book: pages 72-87 for OPTIONS products, pages 160-195 for QUORUM MULTICONFERENCE products.

For more information about certifications and green initiatives (GREENGUARD GOLD, ISO9001/ ISO14001, ANSI/BIFMA X5.5-2014, ANSI/BIFMA X5.9-2012, CAN/CGSB-44.227-2008) visit www.groupelacasse.com or contact Groupe Lacasse Customer Service.


For more information on our Standard Commercial Offer, please contact your local Groupe Lacasse sales representative.

FURNITURE FOR WORKSPACES

EDGE BANDING

Furniture with 1" (25 mm) thick tops.


Edge – 1" (25 mm)



Smooth 1/8" (3 mm) thick edge.

The edge is **matched with the finish specified for the surface.**

ACCENT COLORS



S – Silver



A – Anthracite Grey

HANDLES



B – Curved



L – Linear



Z – Straight

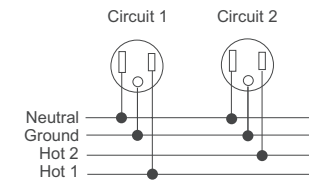
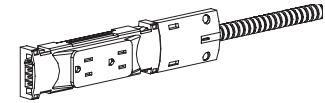
CODIFICATION

Series	Finish	Options		
		Handle	Accent color	
O Options	1 Thermofused laminate	G	B Curved	A Anthracite grey
T Quorum	2 High-pressure laminate		L Linear	S Silver
C C.I.T.É.	N Not applicable		Z Straight	N Not applicable
			N Not applicable	

ELECTRICAL SPECIFICATIONS FOR FURNITURE SYSTEM

4-Trac

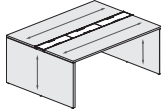
- 4 wires, 2 circuits, 20 AMP
- Common ground
- UL, CSA, ROHS certified
- Perfect for today's office automation needs



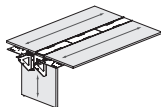
CATEGORY 1: FREESTANDING SYSTEMS

FURNITURE SYSTEM

Double-sided surfaces with raceway

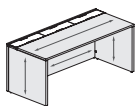


Starter

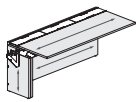


Add-on

Single-sided surfaces with raceway



Starter



Add-on

Wire management raceway. Translucent acrylic channel covers. 4 duplexes, 2 network jacks and 2 telephone jacks. 1 tone only.

Starter

2 full end panels.

72 x 54 x 29 7/8 1828 x 1350 x 745 C2GNS-RCDT5472SC 3,140

Add-on

1 center leg.

72 x 54 x 29 7/8 1828 x 1350 x 745 C2GNS-RCDT5472AC 2,720

Surface type (2). Specify accent color (A, S). Specify circuit number at the end of the code (1, 2).

Wire management raceway. Translucent acrylic channel covers. 2 duplexes, 1 network jack and 1 telephone jack. Full height modesty. 1 tone only.

Starter

2 full end panels.

72 x 31 x 29 7/8 1828 x 797 x 745 C2GNS-RCST3172SC 2,340

Add-on

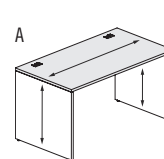
1 center leg.

72 x 31 x 29 7/8 1828 x 797 x 745 C2GNS-RCST3172AC 2,015

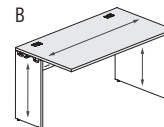
Surface type (2). Specify accent color (S). Specify circuit number at the end of the code (1, 2).

TABLES

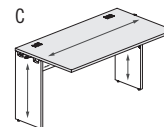
Rectangular tables – 30" D



A



B



C

60" to 54": 2 grommets
48" to 24": 1 grommet

Partial modesty panel 16" (406 mm) from floor.

60 x 30 x 29 1524 x 750 x 738 02GN -DT3060 940

54 x 30 x 29 1372 x 750 x 738 02GN -DT3054 905

48 x 30 x 29 1219 x 750 x 738 02GN -DT3048 740

42 x 30 x 29 1067 x 750 x 738 02GN -DT3042 700

36 x 30 x 29 914 x 750 x 738 02GN -DT3036 660

30 x 30 x 29 762 x 750 x 738 02GN -DT3030 630

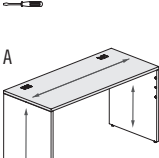
24 x 30 x 29 610 x 750 x 738 02GN -DT3024 590

Surface type (2). Specify accent color (A, S). Specify panel leg (A, B, C).

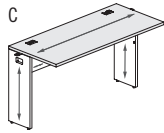
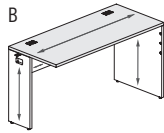
2-TONE LAMINATE APPLICATION: SHADED AREA CORRESPONDS TO THE FIRST CODE TO BE SPECIFIED. SECOND LAMINATE CODE WILL BE APPLIED TO THE REST OF THE PRODUCT.

🔧 = ASSEMBLY REQUIRED

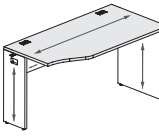
CANADA – JULY 2017

	W x D x H (in)	W x D x H (mm)	Code	HPL Surfaces (\$)
Rectangular tables – 24" D	<i>Partial modesty panel 16" (406 mm) from floor.</i>			
	60 x 24 x 29	1524 x 600 x 738	02GN_-DT2460_	910
	54 x 24 x 29	1372 x 600 x 738	02GN_-DT2454_	860
	48 x 24 x 29	1219 x 600 x 738	02GN_-DT2448_	700
	42 x 24 x 29	1067 x 600 x 738	02GN_-DT2442_	660
	36 x 24 x 29	914 x 600 x 738	02GN_-DT2436_	630
	30 x 24 x 29	762 x 600 x 738	02GN_-DT2430_	590
	24 x 24 x 29	610 x 600 x 738	02GN_-DT2424_	560

Surface type (2). Specify accent color (A, S). Specify panel leg (A, B, C).

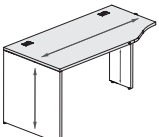


60" to 54": 2 grommets
48" to 24": 1 grommet

	W x D x H (in)	W x D x H (mm)	Code	HPL Surfaces (\$)
Left asymmetrical tables – 30" D	<i>Partial modesty panel 16" (406 mm) from floor.</i>			
	60 x 30 x 29	1524 x 750 x 738	02GN_-AT246030B	1,100
	54 x 30 x 29	1372 x 750 x 738	02GN_-AT245430B	1,040
	48 x 30 x 29	1219 x 750 x 738	02GN_-AT244830B	820
	42 x 30 x 29	1067 x 750 x 738	02GN_-AT244230B	790
	36 x 30 x 29	914 x 750 x 738	02GN_-AT243630B	760
	30 x 30 x 29	762 x 750 x 738	02GN_-AT243030B	730
	24 x 30 x 29	610 x 750 x 738	02GN_-AT242430B	710

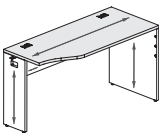
Surface type (2). Specify accent color (A, S).

60" to 54": 2 grommets
48" to 24": 1 grommet

	W x D x H (in)	W x D x H (mm)	Code	HPL Surfaces (\$)
Right asymmetrical tables – 30" D	<i>Partial modesty panel 16" (406 mm) from floor.</i>			
	60 x 30 x 29	1524 x 750 x 738	02GN_-AT306024B	1,100
	54 x 30 x 29	1372 x 750 x 738	02GN_-AT305424B	1,040
	48 x 30 x 29	1219 x 750 x 738	02GN_-AT304824B	820
	42 x 30 x 29	1067 x 750 x 738	02GN_-AT304224B	790
	36 x 30 x 29	914 x 750 x 738	02GN_-AT303624B	760
	30 x 30 x 29	762 x 750 x 738	02GN_-AT303024B	730
	24 x 30 x 29	610 x 750 x 738	02GN_-AT302424B	710

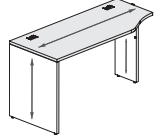
Surface type (2). Specify accent color (A, S).

60" to 54": 2 grommets
48" to 24": 1 grommet

	W x D x H (in)	W x D x H (mm)	Code	HPL Surfaces (\$)
Left asymmetrical tables – 24" D	<i>Partial modesty panel 16" (406 mm) from floor.</i>			
	60 x 24 x 29	1524 x 600 x 738	02GN_-AT186024B	900
	54 x 24 x 29	1372 x 600 x 738	02GN_-AT185424B	840
	48 x 24 x 29	1219 x 600 x 738	02GN_-AT184824B	690
	42 x 24 x 29	1067 x 600 x 738	02GN_-AT184224B	660
	36 x 24 x 29	914 x 600 x 738	02GN_-AT183624B	620
	30 x 24 x 29	762 x 600 x 738	02GN_-AT183024B	590
	24 x 24 x 29	610 x 600 x 738	02GN_-AT182424B	570

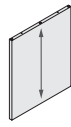
Surface type (2). Specify accent color (A, S).

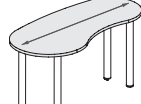
60" to 54": 2 grommets
48" to 24": 1 grommet

	W x D x H (in)	W x D x H (mm)	Code	HPL Surfaces (\$)
Right asymmetrical tables – 24" D	<i>Partial modesty panel 16" (406 mm) from floor.</i>			
	60 x 24 x 29	1524 x 600 x 738	02GN_-AT246018B	900
	54 x 24 x 29	1372 x 600 x 738	02GN_-AT245418B	840
	48 x 24 x 29	1219 x 600 x 738	02GN_-AT244818B	690
	42 x 24 x 29	1067 x 600 x 738	02GN_-AT244218B	660
	36 x 24 x 29	914 x 600 x 738	02GN_-AT243618B	620
	30 x 24 x 29	762 x 600 x 738	02GN_-AT243018B	590
	24 x 24 x 29	610 x 600 x 738	02GN_-AT242418B	570

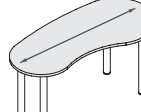
60" to 54": 2 grommets
48" to 24": 1 grommet

Surface type (2). Specify accent color (A, S).

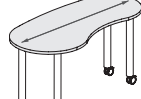
	W x D x H (in)	W x D x H (mm)	Code	HPL Surfaces (\$)
Additional panel legs	<i>1 full leg. For AT and DT tables. 1 tone only.</i>			
	30 x 1 x 27 1/2	760 x 25 x 698	0N NN-L30	138
	24 x 1 x 27 1/2	598 x 25 x 698	0N NN-L24	128

	W x D x H (in)	W x D x H (mm)	Code	HPL Surfaces (\$)
Left kidney-shape tables	<i>4 round steel legs. 1 tone only.</i>			
	84 x 30 x 29	2133 x 750 x 738	T2GN_-KT308424	1,164
	78 x 30 x 29	1981 x 750 x 738	T2GN_-KT307824	1,134
	72 x 30 x 29	1828 x 750 x 738	T2GN_-KT307224	1,104
	66 x 30 x 29	1676 x 750 x 738	T2GN_-KT306624	1,084
	60 x 30 x 29	1524 x 750 x 738	T2GN_-KT306024	1,064
	54 x 30 x 29	1372 x 750 x 738	T2GN_-KT305424	1,044

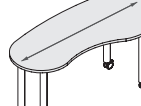
Surface type (2). Specify accent color (A, S).

	W x D x H (in)	W x D x H (mm)	Code	HPL Surfaces (\$)
Right kidney-shape tables	<i>4 round steel legs. 1 tone only.</i>			
	84 x 30 x 29	2133 x 750 x 738	T2GN_-KT248430	1,164
	78 x 30 x 29	1981 x 750 x 738	T2GN_-KT247830	1,134
	72 x 30 x 29	1828 x 750 x 738	T2GN_-KT247230	1,104
	66 x 30 x 29	1676 x 750 x 738	T2GN_-KT246630	1,084
	60 x 30 x 29	1524 x 750 x 738	T2GN_-KT246030	1,064
	54 x 30 x 29	1372 x 750 x 738	T2GN_-KT245430	1,044

Surface type (2). Specify accent color (A, S).

	W x D x H (in)	W x D x H (mm)	Code	HPL Surfaces (\$)
Left mobile kidney-shape tables	<i>4 round steel legs. 1 tone only.</i>			
	84 x 30 x 29	2133 x 750 x 738	T2GN_-MKT308424	1,164
	78 x 30 x 29	1981 x 750 x 738	T2GN_-MKT307824	1,134
	72 x 30 x 29	1828 x 750 x 738	T2GN_-MKT307224	1,104
	66 x 30 x 29	1676 x 750 x 738	T2GN_-MKT306624	1,084
	60 x 30 x 29	1524 x 750 x 738	T2GN_-MKT306024	1,064
	54 x 30 x 29	1372 x 750 x 738	T2GN_-MKT305424	1,044

Surface type (2). Specify accent color (A, S).

	W x D x H (in)	W x D x H (mm)	Code	HPL Surfaces (\$)
Right mobile kidney-shape tables	<i>4 round steel legs. 1 tone only.</i>			
	84 x 30 x 29	2133 x 750 x 738	T2GN_-MKT248430	1,164
	78 x 30 x 29	1981 x 750 x 738	T2GN_-MKT247830	1,134
	72 x 30 x 29	1828 x 750 x 738	T2GN_-MKT247230	1,104
	66 x 30 x 29	1676 x 750 x 738	T2GN_-MKT246630	1,084
	60 x 30 x 29	1524 x 750 x 738	T2GN_-MKT246030	1,064
	54 x 30 x 29	1372 x 750 x 738	T2GN_-MKT245430	1,044

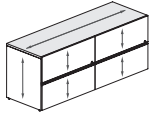
Surface type (2). Specify accent color (A, S).

2-TONE LAMINATE APPLICATION: SHADED AREA CORRESPONDS TO THE FIRST CODE TO BE SPECIFIED. SECOND LAMINATE CODE WILL BE APPLIED TO THE REST OF THE PRODUCT.

 = ASSEMBLY REQUIRED

CREDENZAS

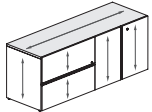
Lateral file credenzas



W x D x H (in)	W x D x H (mm)	Code	All Laminate (\$)
<i>Locks. Suspension bars.</i>			
72 x 24 x 28	1828 x 600 x 713	01G_-LF247228LF	1,820
60 x 24 x 28	1524 x 600 x 713	01G_-LF246028LF	1,720
48 x 24 x 28	1219 x 600 x 713	01G_-LF244828LF	1,620
72 x 20 x 28	1828 x 500 x 713	01G_-LF207228LF	1,800
60 x 20 x 28	1524 x 500 x 713	01G_-LF206028LF	1,700
48 x 20 x 28	1219 x 500 x 713	01G_-LF204828LF	1,600

Surface type (1). Specify the handle code (B, L, Z). Specify accent color (A, S).

Combined credenzas, lateral file drawers on left, doors on right

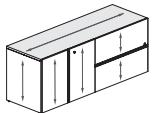


84":
2 adjustable shelves
78" to 48":
1 adjustable shelf

W x D x H (in)	W x D x H (mm)	Code	All Laminate (\$)
<i>Locks. Suspension bars. Grommet on back.</i>			
84 x 24 x 28	2133 x 600 x 713	01G_-LF248428B	1,770
78 x 24 x 28	1981 x 600 x 713	01G_-LF247828B	1,670
72 x 24 x 28	1828 x 600 x 713	01G_-LF247228B	1,570
66 x 24 x 28	1676 x 600 x 713	01G_-LF246628B	1,470
60 x 24 x 28	1524 x 600 x 713	01G_-LF246028B	1,390
54 x 24 x 28	1372 x 600 x 713	01G_-LF245428B	1,330
48 x 24 x 28	1219 x 600 x 713	01G_-LF244828B	1,250
84 x 20 x 28	2133 x 500 x 713	01G_-LF208428B	1,750
78 x 20 x 28	1981 x 500 x 713	01G_-LF207828B	1,650
72 x 20 x 28	1828 x 500 x 713	01G_-LF207228B	1,550
66 x 20 x 28	1676 x 500 x 713	01G_-LF206628B	1,450
60 x 20 x 28	1524 x 500 x 713	01G_-LF206028B	1,370
54 x 20 x 28	1372 x 500 x 713	01G_-LF205428B	1,310
48 x 20 x 28	1219 x 500 x 713	01G_-LF204828B	1,230

Surface type (1). Specify the handle code (B, L, Z). Specify accent color (A, S).

Combined credenzas, doors on left, lateral file drawers on right

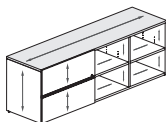


84":
2 adjustable shelves
78" to 48":
1 adjustable shelf

W x D x H (in)	W x D x H (mm)	Code	All Laminate (\$)
<i>Locks. Suspension bars. Grommet on back.</i>			
84 x 24 x 28	2133 x 600 x 713	01G_-B248428LF	1,770
78 x 24 x 28	1981 x 600 x 713	01G_-B247828LF	1,670
72 x 24 x 28	1828 x 600 x 713	01G_-B247228LF	1,570
66 x 24 x 28	1676 x 600 x 713	01G_-B246628LF	1,470
60 x 24 x 28	1524 x 600 x 713	01G_-B246028LF	1,390
54 x 24 x 28	1372 x 600 x 713	01G_-B245428LF	1,330
48 x 24 x 28	1219 x 600 x 713	01G_-B244828LF	1,250
84 x 20 x 28	2133 x 500 x 713	01G_-B208428LF	1,750
78 x 20 x 28	1981 x 500 x 713	01G_-B207828LF	1,650
72 x 20 x 28	1828 x 500 x 713	01G_-B207228LF	1,550
66 x 20 x 28	1676 x 500 x 713	01G_-B206628LF	1,450
60 x 20 x 28	1524 x 500 x 713	01G_-B206028LF	1,370
54 x 20 x 28	1372 x 500 x 713	01G_-B205428LF	1,310
48 x 20 x 28	1219 x 500 x 713	01G_-B204828LF	1,230

Surface type (1). Specify the handle code (B, L, Z). Specify accent color (A, S).

Combined credenzas, lateral file drawers on left, open on right

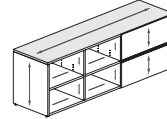


84":
2 adjustable shelves
78" to 48":
1 adjustable shelf

W x D x H (in)	W x D x H (mm)	Code	All Laminate (\$)
<i>Locks. Suspension bars. Grommet on back.</i>			
84 x 24 x 28	2133 x 600 x 713	01G_-LF248428BE	1,620
78 x 24 x 28	1981 x 600 x 713	01G_-LF247828BE	1,520
72 x 24 x 28	1828 x 600 x 713	01G_-LF247228BE	1,420
66 x 24 x 28	1676 x 600 x 713	01G_-LF246628BE	1,320
60 x 24 x 28	1524 x 600 x 713	01G_-LF246028BE	1,240
54 x 24 x 28	1372 x 600 x 713	01G_-LF245428BE	1,180
48 x 24 x 28	1219 x 600 x 713	01G_-LF244828BE	1,100
84 x 20 x 28	2133 x 500 x 713	01G_-LF208428BE	1,600
78 x 20 x 28	1981 x 500 x 713	01G_-LF207828BE	1,500
72 x 20 x 28	1828 x 500 x 713	01G_-LF207228BE	1,400
66 x 20 x 28	1676 x 500 x 713	01G_-LF206628BE	1,300
60 x 20 x 28	1524 x 500 x 713	01G_-LF206028BE	1,220
54 x 20 x 28	1372 x 500 x 713	01G_-LF205428BE	1,160
48 x 20 x 28	1219 x 500 x 713	01G_-LF204828BE	1,080

Surface type (1). Specify the handle code (B, L, Z). Specify accent color (A, S).

Combined credenzas, open on left, lateral file drawers on right

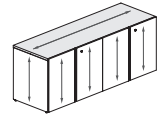


84":
2 adjustable shelves
78" to 48":
1 adjustable shelf

W x D x H (in)	W x D x H (mm)	Code	All Laminate (\$)
<i>Locks. Suspension bars. Grommet on back.</i>			
84 x 24 x 28	2133 x 600 x 713	01G_-BE248428LF	1,620
78 x 24 x 28	1981 x 600 x 713	01G_-BE247828LF	1,520
72 x 24 x 28	1828 x 600 x 713	01G_-BE247228LF	1,420
66 x 24 x 28	1676 x 600 x 713	01G_-BE246628LF	1,320
60 x 24 x 28	1524 x 600 x 713	01G_-BE246028LF	1,240
54 x 24 x 28	1372 x 600 x 713	01G_-BE245428LF	1,180
48 x 24 x 28	1219 x 600 x 713	01G_-BE244828LF	1,100
84 x 20 x 28	2133 x 500 x 713	01G_-BE208428LF	1,600
78 x 20 x 28	1981 x 500 x 713	01G_-BE207828LF	1,500
72 x 20 x 28	1828 x 500 x 713	01G_-BE207228LF	1,400
66 x 20 x 28	1676 x 500 x 713	01G_-BE206628LF	1,300
60 x 20 x 28	1524 x 500 x 713	01G_-BE206028LF	1,220
54 x 20 x 28	1372 x 500 x 713	01G_-BE205428LF	1,160
48 x 20 x 28	1219 x 500 x 713	01G_-BE204828LF	1,080

Surface type (1). Specify the handle code (B, L, Z). Specify accent color (A, S).

Bookcase credenzas with doors



W x D x H (in)	W x D x H (mm)	Code	All Laminate (\$)
<i>Locks. 2 adjustable shelves. Grommet on back.</i>			
84 x 24 x 28	2133 x 600 x 713	01G_-B248428B	1,580
78 x 24 x 28	1981 x 600 x 713	01G_-B247828B	1,530
72 x 24 x 28	1828 x 600 x 713	01G_-B247228B	1,480
66 x 24 x 28	1676 x 600 x 713	01G_-B246628B	1,420
60 x 24 x 28	1524 x 600 x 713	01G_-B246028B	1,340
54 x 24 x 28	1372 x 600 x 713	01G_-B245428B	1,280
48 x 24 x 28	1219 x 600 x 713	01G_-B244828B	1,080
84 x 20 x 28	2133 x 500 x 713	01G_-B208428B	1,560
78 x 20 x 28	1981 x 500 x 713	01G_-B207828B	1,510
72 x 20 x 28	1828 x 500 x 713	01G_-B207228B	1,460
66 x 20 x 28	1676 x 500 x 713	01G_-B206628B	1,400
60 x 20 x 28	1524 x 500 x 713	01G_-B206028B	1,320
54 x 20 x 28	1372 x 500 x 713	01G_-B205428B	1,260
48 x 20 x 28	1219 x 500 x 713	01G_-B204828B	1,060
84 x 18 x 28	2133 x 450 x 713	01G_-B188428B	1,540
78 x 18 x 28	1981 x 450 x 713	01G_-B187828B	1,490
72 x 18 x 28	1828 x 450 x 713	01G_-B187228B	1,440
66 x 18 x 28	1676 x 450 x 713	01G_-B186628B	1,380
60 x 18 x 28	1524 x 450 x 713	01G_-B186028B	1,300
54 x 18 x 28	1372 x 450 x 713	01G_-B185428B	1,240
48 x 18 x 28	1219 x 450 x 713	01G_-B184828B	1,040
84 x 15 x 28	2133 x 375 x 713	01G_-B158428B	1,520
78 x 15 x 28	1981 x 375 x 713	01G_-B157828B	1,470
72 x 15 x 28	1828 x 375 x 713	01G_-B157228B	1,420
66 x 15 x 28	1676 x 375 x 713	01G_-B156628B	1,360
60 x 15 x 28	1524 x 375 x 713	01G_-B156028B	1,280
54 x 15 x 28	1372 x 375 x 713	01G_-B155428B	1,220
48 x 15 x 28	1219 x 375 x 713	01G_-B154828B	1,020

Surface type (1). Specify the handle code (B, L, Z). Specify accent color (A, S).

2-TONE LAMINATE APPLICATION. SHADED AREA CORRESPONDS TO THE FIRST CODE TO BE SPECIFIED. SECOND LAMINATE CODE WILL BE APPLIED TO THE REST OF THE PRODUCT.

— = ASSEMBLY REQUIRED

	W x D x H (in)	W x D x H (mm)	Code	All Laminate (\$)
Bookcase credenzas, doors on left, open on right	<i>Lock. 2 adjustable shelves. Grommet on back.</i>			
	84 x 24 x 28	2133 x 600 x 713	01G__-B248428BE	1,520
	78 x 24 x 28	1981 x 600 x 713	01G__-B247828BE	1,470
	72 x 24 x 28	1828 x 600 x 713	01G__-B247228BE	1,420
	66 x 24 x 28	1676 x 600 x 713	01G__-B246628BE	1,360
	60 x 24 x 28	1524 x 600 x 713	01G__-B246028BE	1,280
	54 x 24 x 28	1372 x 600 x 713	01G__-B245428BE	1,220
	48 x 24 x 28	1219 x 600 x 713	01G__-B244828BE	1,020
	84 x 20 x 28	2133 x 500 x 713	01G__-B208428BE	1,500
	78 x 20 x 28	1981 x 500 x 713	01G__-B207828BE	1,450
	72 x 20 x 28	1828 x 500 x 713	01G__-B207228BE	1,400
	66 x 20 x 28	1676 x 500 x 713	01G__-B206628BE	1,340
	60 x 20 x 28	1524 x 500 x 713	01G__-B206028BE	1,260
	54 x 20 x 28	1372 x 500 x 713	01G__-B205428BE	1,200
	48 x 20 x 28	1219 x 500 x 713	01G__-B204828BE	1,000
	84 x 18 x 28	2133 x 450 x 713	01G__-B188428BE	1,480
	78 x 18 x 28	1981 x 450 x 713	01G__-B187828BE	1,430
	72 x 18 x 28	1828 x 450 x 713	01G__-B187228BE	1,380
	66 x 18 x 28	1676 x 450 x 713	01G__-B186628BE	1,320
	60 x 18 x 28	1524 x 450 x 713	01G__-B186028BE	1,240
	54 x 18 x 28	1372 x 450 x 713	01G__-B185428BE	1,180
	48 x 18 x 28	1219 x 450 x 713	01G__-B184828BE	980
	84 x 15 x 28	2133 x 375 x 713	01G__-B158428BE	1,460
	78 x 15 x 28	1981 x 375 x 713	01G__-B157828BE	1,410
	72 x 15 x 28	1828 x 375 x 713	01G__-B157228BE	1,360
	66 x 15 x 28	1676 x 375 x 713	01G__-B156628BE	1,300
	60 x 15 x 28	1524 x 375 x 713	01G__-B156028BE	1,220
	54 x 15 x 28	1372 x 375 x 713	01G__-B155428BE	1,160
48 x 15 x 28	1219 x 375 x 713	01G__-B154828BE	960	

Surface type (1). Specify the handle code (B, L, Z). Specify accent color (A, S).

	W x D x H (in)	W x D x H (mm)	Code	All Laminate (\$)
Bookcase credenzas, open on left, doors on right	<i>Lock. 2 adjustable shelves. Grommet on back.</i>			
	84 x 24 x 28	2133 x 600 x 713	01G__-BE248428B	1,520
	78 x 24 x 28	1981 x 600 x 713	01G__-BE247828B	1,470
	72 x 24 x 28	1828 x 600 x 713	01G__-BE247228B	1,420
	66 x 24 x 28	1676 x 600 x 713	01G__-BE246628B	1,360
	60 x 24 x 28	1524 x 600 x 713	01G__-BE246028B	1,280
	54 x 24 x 28	1372 x 600 x 713	01G__-BE245428B	1,220
	48 x 24 x 28	1219 x 600 x 713	01G__-BE244828B	1,020
	84 x 20 x 28	2133 x 500 x 713	01G__-BE208428B	1,500
	78 x 20 x 28	1981 x 500 x 713	01G__-BE207828B	1,450
	72 x 20 x 28	1828 x 500 x 713	01G__-BE207228B	1,400
	66 x 20 x 28	1676 x 500 x 713	01G__-BE206628B	1,340
	60 x 20 x 28	1524 x 500 x 713	01G__-BE206028B	1,260
	54 x 20 x 28	1372 x 500 x 713	01G__-BE205428B	1,200
	48 x 20 x 28	1219 x 500 x 713	01G__-BE204828B	1,000
	84 x 18 x 28	2133 x 450 x 713	01G__-BE188428B	1,480
	78 x 18 x 28	1981 x 450 x 713	01G__-BE187828B	1,430
	72 x 18 x 28	1828 x 450 x 713	01G__-BE187228B	1,380
	66 x 18 x 28	1676 x 450 x 713	01G__-BE186628B	1,320
	60 x 18 x 28	1524 x 450 x 713	01G__-BE186028B	1,240
	54 x 18 x 28	1372 x 450 x 713	01G__-BE185428B	1,180
	48 x 18 x 28	1219 x 450 x 713	01G__-BE184828B	980
	84 x 15 x 28	2133 x 375 x 713	01G__-BE158428B	1,460
	78 x 15 x 28	1981 x 375 x 713	01G__-BE157828B	1,410
	72 x 15 x 28	1828 x 375 x 713	01G__-BE157228B	1,360
	66 x 15 x 28	1676 x 375 x 713	01G__-BE156628B	1,300
	60 x 15 x 28	1524 x 375 x 713	01G__-BE156028B	1,220
	54 x 15 x 28	1372 x 375 x 713	01G__-BE155428B	1,160
48 x 15 x 28	1219 x 375 x 713	01G__-BE154828B	960	

Surface type (1). Specify the handle code (B, L, Z). Specify accent color (A, S).

	W x D x H (in)	W x D x H (mm)	Code	All Laminate (\$)
Open bookcase credenzas	<i>2 adjustable shelves. Grommet on back.</i>			
	84 x 24 x 28	2133 x 600 x 713	01GN__BE248428BE	1,430
	78 x 24 x 28	1981 x 600 x 713	01GN__BE247828BE	1,380
	72 x 24 x 28	1828 x 600 x 713	01GN__BE247228BE	1,330
	66 x 24 x 28	1676 x 600 x 713	01GN__BE246628BE	1,270
	60 x 24 x 28	1524 x 600 x 713	01GN__BE246028BE	1,190
	54 x 24 x 28	1372 x 600 x 713	01GN__BE245428BE	1,130
	48 x 24 x 28	1219 x 600 x 713	01GN__BE244828BE	980
	84 x 20 x 28	2133 x 500 x 713	01GN__BE208428BE	1,410
	78 x 20 x 28	1981 x 500 x 713	01GN__BE207828BE	1,360
	72 x 20 x 28	1828 x 500 x 713	01GN__BE207228BE	1,310
	66 x 20 x 28	1676 x 500 x 713	01GN__BE206628BE	1,250
	60 x 20 x 28	1524 x 500 x 713	01GN__BE206028BE	1,170
	54 x 20 x 28	1372 x 500 x 713	01GN__BE205428BE	1,110
	48 x 20 x 28	1219 x 500 x 713	01GN__BE204828BE	960
	84 x 18 x 28	2133 x 450 x 713	01GN__BE188428BE	1,390
	78 x 18 x 28	1981 x 450 x 713	01GN__BE187828BE	1,340
	72 x 18 x 28	1828 x 450 x 713	01GN__BE187228BE	1,290
	66 x 18 x 28	1676 x 450 x 713	01GN__BE186628BE	1,230
	60 x 18 x 28	1524 x 450 x 713	01GN__BE186028BE	1,150
	54 x 18 x 28	1372 x 450 x 713	01GN__BE185428BE	1,090
	48 x 18 x 28	1219 x 450 x 713	01GN__BE184828BE	940
	84 x 15 x 28	2133 x 375 x 713	01GN__BE158428BE	1,370
	78 x 15 x 28	1981 x 375 x 713	01GN__BE157828BE	1,320
	72 x 15 x 28	1828 x 375 x 713	01GN__BE157228BE	1,270
	66 x 15 x 28	1676 x 375 x 713	01GN__BE156628BE	1,210
	60 x 15 x 28	1524 x 375 x 713	01GN__BE156028BE	1,130
	54 x 15 x 28	1372 x 375 x 713	01GN__BE155428BE	1,070
48 x 15 x 28	1219 x 375 x 713	01GN__BE154828BE	920	

Surface type (1). Specify accent color (A, S).

HUTCHES				
	W x D x H (in)	W x D x H (mm)	Code	All Laminate (\$)
Hutches with doors	<i>Lock(s). Full-width wire access. Clearance: 10" (250 mm).</i>			
	84 x 15 x 26	2133 x 375 x 660	01GN__E842615P	1,200
	78 x 15 x 26	1981 x 375 x 660	01GN__E782615P	1,150
	72 x 15 x 26	1828 x 375 x 660	01GN__E722615P	1,100
	66 x 15 x 26	1676 x 375 x 660	01GN__E662615P	1,050
	60 x 15 x 26	1524 x 375 x 660	01GN__E602615P	1,000
	54 x 15 x 26	1372 x 375 x 660	01GN__E542615P	950
	48 x 15 x 26	1219 x 375 x 660	01GN__E482615P	900
	42 x 15 x 26	1067 x 375 x 660	01GN__E422615P	820
	36 x 15 x 26	914 x 375 x 660	01GN__E362615P	780
	30 x 15 x 26	762 x 375 x 660	01GN__E302615P	740
	24 x 15 x 26	610 x 375 x 660	01GN__E242615P	700

Surface type (1). Specify accent color (A, S).

	W x D x H (in)	W x D x H (mm)	Code	All Laminate (\$)
Hutches with 2 doors on left, open on right	<i>Lock. Full-width wire access. Clearance: 10" (250 mm).</i>			
	84 x 15 x 26	2133 x 375 x 660	01GN__E842615PL	1,100
	78 x 15 x 26	1981 x 375 x 660	01GN__E782615PL	1,050
	72 x 15 x 26	1828 x 375 x 660	01GN__E722615PL	1,000
	66 x 15 x 26	1676 x 375 x 660	01GN__E662615PL	950
	60 x 15 x 26	1524 x 375 x 660	01GN__E602615PL	900
	54 x 15 x 26	1372 x 375 x 660	01GN__E542615PL	850
	48 x 15 x 26	1219 x 375 x 660	01GN__E482615PL	800
	42 x 15 x 26	1067 x 375 x 660	01GN__E422615PL	720
	36 x 15 x 26	914 x 375 x 660	01GN__E362615PL	680
	30 x 15 x 26	762 x 375 x 660	01GN__E302615PL	640
	24 x 15 x 26	610 x 375 x 660	01GN__E242615PL	600

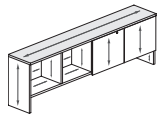
Surface type (1). Specify accent color (A, S).

2-TONE LAMINATE APPLICATION: SHADED AREA CORRESPONDS TO THE FIRST CODE TO BE SPECIFIED. SECOND LAMINATE CODE WILL BE APPLIED TO THE REST OF THE PRODUCT.

← = ASSEMBLY REQUIRED



Hutches with 2 doors on right, open on left

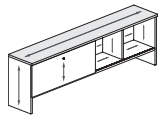


84" to 48" : 2 doors
42" to 24" : 1 door

W x D x H (in)	W x D x H (mm)	Code	All Laminate (\$)
<i>Lock. Full-width wire access. Clearance: 10" (250 mm).</i>			
84 x 15 x 26	2133 x 375 x 660	01GN_-E842615PR	1,100
78 x 15 x 26	1981 x 375 x 660	01GN_-E782615PR	1,050
72 x 15 x 26	1828 x 375 x 660	01GN_-E722615PR	1,000
66 x 15 x 26	1676 x 375 x 660	01GN_-E662615PR	950
60 x 15 x 26	1524 x 375 x 660	01GN_-E602615PR	900
54 x 15 x 26	1372 x 375 x 660	01GN_-E542615PR	850
48 x 15 x 26	1219 x 375 x 660	01GN_-E482615PR	800
42 x 15 x 26	1067 x 375 x 660	01GN_-E422615PR	720
36 x 15 x 26	914 x 375 x 660	01GN_-E362615PR	680
30 x 15 x 26	762 x 375 x 660	01GN_-E302615PR	640
24 x 15 x 26	610 x 375 x 660	01GN_-E242615PR	600

Surface type (1). Specify accent color (A, S).

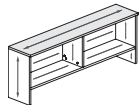
Hutches with sliding door



W x D x H (in)	W x D x H (mm)	Code	All Laminate (\$)
<i>Lock. Sliding door covers half of the storage. Full-width wire access. Clearance: 10" (250 mm).</i>			
84 x 15 x 26	2133 x 375 x 660	01GN_-EC842615P	1,100
78 x 15 x 26	1981 x 375 x 660	01GN_-EC782615P	1,050
72 x 15 x 26	1828 x 375 x 660	01GN_-EC722615P	1,000
66 x 15 x 26	1676 x 375 x 660	01GN_-EC662615P	950
60 x 15 x 26	1524 x 375 x 660	01GN_-EC602615P	900
54 x 15 x 26	1372 x 375 x 660	01GN_-EC542615P	850
48 x 15 x 26	1219 x 375 x 660	01GN_-EC482615P	800
42 x 15 x 26	1067 x 375 x 660	01GN_-EC422615P	720
36 x 15 x 26	914 x 375 x 660	01GN_-EC362615P	680
30 x 15 x 26	762 x 375 x 660	01GN_-EC302615P	640
24 x 15 x 26	610 x 375 x 660	01GN_-EC242615P	600

Surface type (1). Specify accent color (A, S).

Open hutches

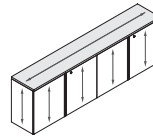


W x D x H (in)	W x D x H (mm)	Code	All Laminate (\$)
<i>Full-width wire access. Clearance: 10" (250 mm).</i>			
84 x 15 x 26	2133 x 375 x 660	01GN_-E842615	830
78 x 15 x 26	1981 x 375 x 660	01GN_-E782615	790
72 x 15 x 26	1828 x 375 x 660	01GN_-E722615	750
66 x 15 x 26	1676 x 375 x 660	01GN_-E662615	710
60 x 15 x 26	1524 x 375 x 660	01GN_-E602615	680
54 x 15 x 26	1372 x 375 x 660	01GN_-E542615	650
48 x 15 x 26	1219 x 375 x 660	01GN_-E482615	620
42 x 15 x 26	1067 x 375 x 660	01GN_-E422615	590
36 x 15 x 26	914 x 375 x 660	01GN_-E362615	560
30 x 15 x 26	762 x 375 x 660	01GN_-E302615	530
24 x 15 x 26	610 x 375 x 660	01GN_-E242615	500

Surface type (1). Specify accent color (A, S).

BOOKCASE HUTCHES

Bookcase hutches with doors



84" to 48" : 4 doors
42" to 24" : 2 doors

84" to 48" :
2 adjustable shelves
42" to 24" :
1 adjustable shelf

W x D x H (in)	W x D x H (mm)	Code	All Laminate (\$)
<i>Lock(s).</i>			
84 x 24 x 26	2133 x 600 x 660	01G_-EB842624P	1,390
78 x 24 x 26	1981 x 600 x 660	01G_-EB782624P	1,340
72 x 24 x 26	1828 x 600 x 660	01G_-EB722624P	1,290
66 x 24 x 26	1676 x 600 x 660	01G_-EB662624P	1,240
60 x 24 x 26	1524 x 600 x 660	01G_-EB602624P	1,190
54 x 24 x 26	1372 x 600 x 660	01G_-EB542624P	1,140
48 x 24 x 26	1219 x 600 x 660	01G_-EB482624P	1,090
42 x 24 x 26	1067 x 600 x 660	01G_-EB422624P	1,010
36 x 24 x 26	914 x 600 x 660	01G_-EB362624P	970
30 x 24 x 26	762 x 600 x 660	01G_-EB302624P	930
24 x 24 x 26	610 x 600 x 660	01G_-EB242624P	890
84 x 20 x 26	2133 x 500 x 660	01G_-EB842620P	1,340
78 x 20 x 26	1981 x 500 x 660	01G_-EB782620P	1,290
72 x 20 x 26	1828 x 500 x 660	01G_-EB722620P	1,240
66 x 20 x 26	1676 x 500 x 660	01G_-EB662620P	1,190
60 x 20 x 26	1524 x 500 x 660	01G_-EB602620P	1,140
54 x 20 x 26	1372 x 500 x 660	01G_-EB542620P	1,090
48 x 20 x 26	1219 x 500 x 660	01G_-EB482620P	1,040
42 x 20 x 26	1067 x 500 x 660	01G_-EB422620P	960
36 x 20 x 26	914 x 500 x 660	01G_-EB362620P	920
30 x 20 x 26	762 x 500 x 660	01G_-EB302620P	880
24 x 20 x 26	610 x 500 x 660	01G_-EB242620P	840
84 x 18 x 26	2133 x 450 x 660	01G_-EB842618P	1,300
78 x 18 x 26	1981 x 450 x 660	01G_-EB782618P	1,250
72 x 18 x 26	1828 x 450 x 660	01G_-EB722618P	1,200
66 x 18 x 26	1676 x 450 x 660	01G_-EB662618P	1,150
60 x 18 x 26	1524 x 450 x 660	01G_-EB602618P	1,100
54 x 18 x 26	1372 x 450 x 660	01G_-EB542618P	1,050
48 x 18 x 26	1219 x 450 x 660	01G_-EB482618P	1,000
42 x 18 x 26	1067 x 450 x 660	01G_-EB422618P	920
36 x 18 x 26	914 x 450 x 660	01G_-EB362618P	880
30 x 18 x 26	762 x 450 x 660	01G_-EB302618P	840
24 x 18 x 26	610 x 450 x 660	01G_-EB242618P	800
84 x 15 x 26	2133 x 375 x 660	01G_-EB842615P	1,280
78 x 15 x 26	1981 x 375 x 660	01G_-EB782615P	1,230
72 x 15 x 26	1828 x 375 x 660	01G_-EB722615P	1,180
66 x 15 x 26	1676 x 375 x 660	01G_-EB662615P	1,130
60 x 15 x 26	1524 x 375 x 660	01G_-EB602615P	1,080
54 x 15 x 26	1372 x 375 x 660	01G_-EB542615P	1,030
48 x 15 x 26	1219 x 375 x 660	01G_-EB482615P	980
42 x 15 x 26	1067 x 375 x 660	01G_-EB422615P	900
36 x 15 x 26	914 x 375 x 660	01G_-EB362615P	860
30 x 15 x 26	762 x 375 x 660	01G_-EB302615P	820
24 x 15 x 26	610 x 375 x 660	01G_-EB242615P	780

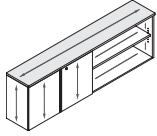
Surface type (1). Specify the handle code (B, L, Z). Specify accent color (A, S).

2-TONE LAMINATE APPLICATION. SHADED AREA CORRESPONDS TO THE FIRST CODE TO BE SPECIFIED. SECOND LAMINATE CODE WILL BE APPLIED TO THE REST OF THE PRODUCT.

— = ASSEMBLY REQUIRED

FURNITURE FOR WORKSPACES

Bookcase hutches with door(s) on left, open on right

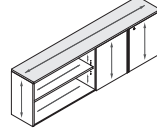


84" to 48" : 2 doors
42" to 24" : 1 door

W x D x H (in)	W x D x H (mm)	Code	All Laminate (\$)
<i>Lock. 2 adjustable shelves.</i>			
84 x 24 x 26	2133 x 600 x 660	01G__-EB842624PL	1,290
78 x 24 x 26	1981 x 600 x 660	01G__-EB782624PL	1,240
72 x 24 x 26	1828 x 600 x 660	01G__-EB722624PL	1,190
66 x 24 x 26	1676 x 600 x 660	01G__-EB662624PL	1,140
60 x 24 x 26	1524 x 600 x 660	01G__-EB602624PL	1,090
54 x 24 x 26	1372 x 600 x 660	01G__-EB542624PL	1,040
48 x 24 x 26	1219 x 600 x 660	01G__-EB482624PL	990
42 x 24 x 26	1067 x 600 x 660	01G__-EB422624PL	910
36 x 24 x 26	914 x 600 x 660	01G__-EB362624PL	870
30 x 24 x 26	762 x 600 x 660	01G__-EB302624PL	830
24 x 24 x 26	610 x 600 x 660	01G__-EB242624PL	790
84 x 20 x 26	2133 x 500 x 660	01G__-EB842620PL	1,240
78 x 20 x 26	1981 x 500 x 660	01G__-EB782620PL	1,190
72 x 20 x 26	1828 x 500 x 660	01G__-EB722620PL	1,140
66 x 20 x 26	1676 x 500 x 660	01G__-EB662620PL	1,090
60 x 20 x 26	1524 x 500 x 660	01G__-EB602620PL	1,040
54 x 20 x 26	1372 x 500 x 660	01G__-EB542620PL	990
48 x 20 x 26	1219 x 500 x 660	01G__-EB482620PL	940
42 x 20 x 26	1067 x 500 x 660	01G__-EB422620PL	860
36 x 20 x 26	914 x 500 x 660	01G__-EB362620PL	820
30 x 20 x 26	762 x 500 x 660	01G__-EB302620PL	780
24 x 20 x 26	610 x 500 x 660	01G__-EB242620PL	740
84 x 18 x 26	2133 x 450 x 660	01G__-EB842618PL	1,200
78 x 18 x 26	1981 x 450 x 660	01G__-EB782618PL	1,150
72 x 18 x 26	1828 x 450 x 660	01G__-EB722618PL	1,100
66 x 18 x 26	1676 x 450 x 660	01G__-EB662618PL	1,050
60 x 18 x 26	1524 x 450 x 660	01G__-EB602618PL	1,000
54 x 18 x 26	1372 x 450 x 660	01G__-EB542618PL	950
48 x 18 x 26	1219 x 450 x 660	01G__-EB482618PL	900
42 x 18 x 26	1067 x 450 x 660	01G__-EB422618PL	820
36 x 18 x 26	914 x 450 x 660	01G__-EB362618PL	780
30 x 18 x 26	762 x 450 x 660	01G__-EB302618PL	740
24 x 18 x 26	610 x 450 x 660	01G__-EB242618PL	700
84 x 15 x 26	2133 x 375 x 660	01G__-EB842615PL	1,180
78 x 15 x 26	1981 x 375 x 660	01G__-EB782615PL	1,130
72 x 15 x 26	1828 x 375 x 660	01G__-EB722615PL	1,080
66 x 15 x 26	1676 x 375 x 660	01G__-EB662615PL	1,030
60 x 15 x 26	1524 x 375 x 660	01G__-EB602615PL	980
54 x 15 x 26	1372 x 375 x 660	01G__-EB542615PL	930
48 x 15 x 26	1219 x 375 x 660	01G__-EB482615PL	880
42 x 15 x 26	1067 x 375 x 660	01G__-EB422615PL	800
36 x 15 x 26	914 x 375 x 660	01G__-EB362615PL	760
30 x 15 x 26	762 x 375 x 660	01G__-EB302615PL	720
24 x 15 x 26	610 x 375 x 660	01G__-EB242615PL	680

Surface type (1). Specify the handle code (B, L, Z). Specify accent color (A, S).

Bookcase hutches with door(s) on right, open on left



84" to 48" : 2 doors
42" to 24" : 1 door

W x D x H (in)	W x D x H (mm)	Code	All Laminate (\$)
<i>Lock. 2 adjustable shelves.</i>			
84 x 24 x 26	2133 x 600 x 660	01G__-EB842624PR	1,290
78 x 24 x 26	1981 x 600 x 660	01G__-EB782624PR	1,240
72 x 24 x 26	1828 x 600 x 660	01G__-EB722624PR	1,190
66 x 24 x 26	1676 x 600 x 660	01G__-EB662624PR	1,140
60 x 24 x 26	1524 x 600 x 660	01G__-EB602624PR	1,090
54 x 24 x 26	1372 x 600 x 660	01G__-EB542624PR	1,040
48 x 24 x 26	1219 x 600 x 660	01G__-EB482624PR	990
42 x 24 x 26	1067 x 600 x 660	01G__-EB422624PR	910
36 x 24 x 26	914 x 600 x 660	01G__-EB362624PR	870
30 x 24 x 26	762 x 600 x 660	01G__-EB302624PR	830
24 x 24 x 26	610 x 600 x 660	01G__-EB242624PR	790
84 x 20 x 26	2133 x 500 x 660	01G__-EB842620PR	1,240
78 x 20 x 26	1981 x 500 x 660	01G__-EB782620PR	1,190
72 x 20 x 26	1828 x 500 x 660	01G__-EB722620PR	1,140
66 x 20 x 26	1676 x 500 x 660	01G__-EB662620PR	1,090
60 x 20 x 26	1524 x 500 x 660	01G__-EB602620PR	1,040
54 x 20 x 26	1372 x 500 x 660	01G__-EB542620PR	990
48 x 20 x 26	1219 x 500 x 660	01G__-EB482620PR	940
42 x 20 x 26	1067 x 500 x 660	01G__-EB422620PR	860
36 x 20 x 26	914 x 500 x 660	01G__-EB362620PR	820
30 x 20 x 26	762 x 500 x 660	01G__-EB302620PR	780
24 x 20 x 26	610 x 500 x 660	01G__-EB242620PR	740
84 x 18 x 26	2133 x 450 x 660	01G__-EB842618PR	1,200
78 x 18 x 26	1981 x 450 x 660	01G__-EB782618PR	1,150
72 x 18 x 26	1828 x 450 x 660	01G__-EB722618PR	1,100
66 x 18 x 26	1676 x 450 x 660	01G__-EB662618PR	1,050
60 x 18 x 26	1524 x 450 x 660	01G__-EB602618PR	1,000
54 x 18 x 26	1372 x 450 x 660	01G__-EB542618PR	950
48 x 18 x 26	1219 x 450 x 660	01G__-EB482618PR	900
42 x 18 x 26	1067 x 450 x 660	01G__-EB422618PR	820
36 x 18 x 26	914 x 450 x 660	01G__-EB362618PR	780
30 x 18 x 26	762 x 450 x 660	01G__-EB302618PR	740
24 x 18 x 26	610 x 450 x 660	01G__-EB242618PR	700
84 x 15 x 26	2133 x 375 x 660	01G__-EB842615PR	1,180
78 x 15 x 26	1981 x 375 x 660	01G__-EB782615PR	1,130
72 x 15 x 26	1828 x 375 x 660	01G__-EB722615PR	1,080
66 x 15 x 26	1676 x 375 x 660	01G__-EB662615PR	1,030
60 x 15 x 26	1524 x 375 x 660	01G__-EB602615PR	980
54 x 15 x 26	1372 x 375 x 660	01G__-EB542615PR	930
48 x 15 x 26	1219 x 375 x 660	01G__-EB482615PR	880
42 x 15 x 26	1067 x 375 x 660	01G__-EB422615PR	800
36 x 15 x 26	914 x 375 x 660	01G__-EB362615PR	760
30 x 15 x 26	762 x 375 x 660	01G__-EB302615PR	720
24 x 15 x 26	610 x 375 x 660	01G__-EB242615PR	680

Surface type (1). Specify the handle code (B, L, Z). Specify accent color (A, S).

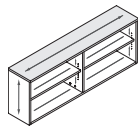
2-TONE LAMINATE APPLICATION: SHADED AREA CORRESPONDS TO THE FIRST CODE TO BE SPECIFIED. SECOND LAMINATE CODE WILL BE APPLIED TO THE REST OF THE PRODUCT.

☛ = ASSEMBLY REQUIRED

CANADA — JULY 2017



Open bookcase hutches



84" to 48":
2 adjustable shelves
42" to 24":
1 adjustable shelf

W x D x H (in)	W x D x H (mm)	Code	All Laminate (\$)
84 x 24 x 26	2133 x 600 x 660	01GNN-EB842624	1,020
78 x 24 x 26	1981 x 600 x 660	01GNN-EB782624	980
72 x 24 x 26	1828 x 600 x 660	01GNN-EB722624	940
66 x 24 x 26	1676 x 600 x 660	01GNN-EB662624	900
60 x 24 x 26	1524 x 600 x 660	01GNN-EB602624	870
54 x 24 x 26	1372 x 600 x 660	01GNN-EB542624	840
48 x 24 x 26	1219 x 600 x 660	01GNN-EB482624	810
42 x 24 x 26	1067 x 600 x 660	01GNN-EB422624	780
36 x 24 x 26	914 x 600 x 660	01GNN-EB362624	750
30 x 24 x 26	762 x 600 x 660	01GNN-EB302624	720
24 x 24 x 26	610 x 600 x 660	01GNN-EB242624	690
84 x 20 x 26	2133 x 500 x 660	01GNN-EB842620	970
78 x 20 x 26	1981 x 500 x 660	01GNN-EB782620	930
72 x 20 x 26	1828 x 500 x 660	01GNN-EB722620	890
66 x 20 x 26	1676 x 500 x 660	01GNN-EB662620	850
60 x 20 x 26	1524 x 500 x 660	01GNN-EB602620	820
54 x 20 x 26	1372 x 500 x 660	01GNN-EB542620	790
48 x 20 x 26	1219 x 500 x 660	01GNN-EB482620	760
42 x 20 x 26	1067 x 500 x 660	01GNN-EB422620	730
36 x 20 x 26	914 x 500 x 660	01GNN-EB362620	700
30 x 20 x 26	762 x 500 x 660	01GNN-EB302620	670
24 x 20 x 26	610 x 500 x 660	01GNN-EB242620	640
84 x 18 x 26	2133 x 450 x 660	01GNN-EB842618	930
78 x 18 x 26	1981 x 450 x 660	01GNN-EB782618	890
72 x 18 x 26	1828 x 450 x 660	01GNN-EB722618	850
66 x 18 x 26	1676 x 450 x 660	01GNN-EB662618	810
60 x 18 x 26	1524 x 450 x 660	01GNN-EB602618	780
54 x 18 x 26	1372 x 450 x 660	01GNN-EB542618	750
48 x 18 x 26	1219 x 450 x 660	01GNN-EB482618	720
42 x 18 x 26	1067 x 450 x 660	01GNN-EB422618	690
36 x 18 x 26	914 x 450 x 660	01GNN-EB362618	660
30 x 18 x 26	762 x 450 x 660	01GNN-EB302618	630
24 x 18 x 26	610 x 450 x 660	01GNN-EB242618	600
84 x 15 x 26	2133 x 375 x 660	01GNN-EB842615	910
78 x 15 x 26	1981 x 375 x 660	01GNN-EB782615	870
72 x 15 x 26	1828 x 375 x 660	01GNN-EB722615	830
66 x 15 x 26	1676 x 375 x 660	01GNN-EB662615	790
60 x 15 x 26	1524 x 375 x 660	01GNN-EB602615	760
54 x 15 x 26	1372 x 375 x 660	01GNN-EB542615	730
48 x 15 x 26	1219 x 375 x 660	01GNN-EB482615	700
42 x 15 x 26	1067 x 375 x 660	01GNN-EB422615	670
36 x 15 x 26	914 x 375 x 660	01GNN-EB362615	640
30 x 15 x 26	762 x 375 x 660	01GNN-EB302615	610
24 x 15 x 26	610 x 375 x 660	01GNN-EB242615	580

Surface type (1).



2-TONE LAMINATE APPLICATION. SHADED AREA CORRESPONDS TO THE FIRST CODE TO BE SPECIFIED. SECOND LAMINATE CODE WILL BE APPLIED TO THE REST OF THE PRODUCT.

— = ASSEMBLY REQUIRED

CANADA – JULY 2017

STORAGE FURNITURE

Lateral file units



W x D x H (in)	W x D x H (mm)	Code	All Laminate (\$)
<i>Lock. Suspension bars. Grommet on back.</i>			
36 x 24 x 28	900 x 600 x 713	01G__-243628LF	980
30 x 24 x 28	750 x 600 x 713	01G__-243028LF	940
24 x 24 x 28	600 x 600 x 713	01G__-242428LF	900
36 x 20 x 28	900 x 500 x 713	01G__-203628LF	960
30 x 20 x 28	750 x 500 x 713	01G__-203028LF	920
24 x 20 x 28	600 x 500 x 713	01G__-202428LF	880

Surface type (1). Specify the handle code (B, L, Z). Specify accent color (A, S).

Combined file drawers on left, bookcase on right



W x D x H (in)	W x D x H (mm)	Code	All Laminate (\$)
<i>Locks. 1 adjustable shelf. Grommet on back. Suspension bar.</i>			
42 x 24 x 28	1067 x 600 x 713	01G__-FF244228B	1,160
36 x 24 x 28	914 x 600 x 713	01G__-FF243628B	1,050
30 x 24 x 28	762 x 600 x 713	01G__-FF243028B	1,010
24 x 24 x 28	610 x 600 x 713	01G__-FF242428B	970
42 x 20 x 28	1067 x 500 x 713	01G__-FF204228B	1,140
36 x 20 x 28	914 x 500 x 713	01G__-FF203628B	1,030
30 x 20 x 28	762 x 500 x 713	01G__-FF203028B	990
24 x 20 x 28	610 x 500 x 713	01G__-FF202428B	950

Surface type (1). Specify the handle code (B, L, Z). Specify accent color (A, S).

Combined file drawers on right, bookcase on left



W x D x H (in)	W x D x H (mm)	Code	All Laminate (\$)
<i>Locks. 1 adjustable shelf. Grommet on back. Suspension bar.</i>			
42 x 24 x 28	1067 x 600 x 713	01G__-B244228FF	1,160
36 x 24 x 28	914 x 600 x 713	01G__-B243628FF	1,050
30 x 24 x 28	762 x 600 x 713	01G__-B243028FF	1,010
24 x 24 x 28	610 x 600 x 713	01G__-B242428FF	970
42 x 20 x 28	1067 x 500 x 713	01G__-B204228FF	1,140
36 x 20 x 28	914 x 500 x 713	01G__-B203628FF	1,030
30 x 20 x 28	762 x 500 x 713	01G__-B203028FF	990
24 x 20 x 28	610 x 500 x 713	01G__-B202428FF	950

Surface type (1). Specify the handle code (B, L, Z). Specify accent color (A, S).

Combined file drawers on left, open on right



W x D x H (in)	W x D x H (mm)	Code	All Laminate (\$)
<i>Lock. 1 adjustable shelf. Grommet on back. Suspension bar.</i>			
42 x 24 x 28	1067 x 600 x 713	01G__-FF244228BE	1,010
36 x 24 x 28	914 x 600 x 713	01G__-FF243628BE	900
30 x 24 x 28	762 x 600 x 713	01G__-FF243028BE	860
24 x 24 x 28	610 x 600 x 713	01G__-FF242428BE	820
42 x 20 x 28	1067 x 500 x 713	01G__-FF204228BE	990
36 x 20 x 28	914 x 500 x 713	01G__-FF203628BE	880
30 x 20 x 28	762 x 500 x 713	01G__-FF203028BE	840
24 x 20 x 28	610 x 500 x 713	01G__-FF202428BE	800

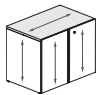
Surface type (1). Specify the handle code (B, L, Z). Specify accent color (A, S).

Combined file drawers on right, open on left




W x D x H (in)	W x D x H (mm)	Code	All Laminate (\$)
<i>Lock. 1 adjustable shelf. Grommet on back. Suspension bar.</i>			
42 x 24 x 28	1067 x 600 x 713	01G__-BE244228FF	1,010
36 x 24 x 28	914 x 600 x 713	01G__-BE243628FF	900
30 x 24 x 28	762 x 600 x 713	01G__-BE243028FF	860
24 x 24 x 28	610 x 600 x 713	01G__-BE242428FF	820
42 x 20 x 28	1067 x 500 x 713	01G__-BE204228FF	990
36 x 20 x 28	914 x 500 x 713	01G__-BE203628FF	880
30 x 20 x 28	762 x 500 x 713	01G__-BE203028FF	840
24 x 20 x 28	610 x 500 x 713	01G__-BE202428FF	800

Surface type (1). Specify the handle code (B, L, Z). Specify accent color (A, S).

	W x D x H (in)	W x D x H (mm)	Code	All Laminate (\$)
	<i>Lock. 1 adjustable shelf. Grommet on back.</i>			
	42 x 24 x 28	1067 x 600 x 713	01G__-244228B	960
	36 x 24 x 28	914 x 600 x 713	01G__-243628B	860
	30 x 24 x 28	762 x 600 x 713	01G__-243028B	830
	42 x 20 x 28	1067 x 500 x 713	01G__-204228B	940
	36 x 20 x 28	914 x 500 x 713	01G__-203628B	840
	30 x 20 x 28	762 x 500 x 713	01G__-203028B	810
	42 x 18 x 28	1067 x 450 x 713	01G__-184228B	920
	36 x 18 x 28	914 x 450 x 713	01G__-183628B	820
	30 x 18 x 28	762 x 450 x 713	01G__-183028B	790
	42 x 15 x 28	1067 x 375 x 713	01G__-154228B	900
	36 x 15 x 28	914 x 375 x 713	01G__-153628B	800
	30 x 15 x 28	762 x 375 x 713	01G__-153028B	770

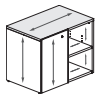
Surface type (1). Specify the handle code (B, L, Z). Specify accent color (A, S).

	W x D x H (in)	W x D x H (mm)	Code	All Laminate (\$)
	<i>Lock. 1 adjustable shelf. Grommet on back.</i>			
	24 x 24 x 28	610 x 600 x 713	01G__-242428B	790
	24 x 24 x 28	610 x 600 x 713	01G__-242428BR	790
	24 x 20 x 28	610 x 500 x 713	01G__-202428B	770
	24 x 20 x 28	610 x 500 x 713	01G__-202428BR	770
	24 x 18 x 28	610 x 450 x 713	01G__-182428B	750
	24 x 18 x 28	610 x 450 x 713	01G__-182428BR	750
	24 x 15 x 28	610 x 375 x 713	01G__-152428B	730
	24 x 15 x 28	610 x 375 x 713	01G__-152428BR	730

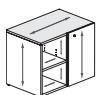
Left (L)



Right (R)

	W x D x H (in)	W x D x H (mm)	Code	All Laminate (\$)
	<i>Lock. 2 adjustable shelves. Grommet on back.</i>			
	42 x 24 x 28	1067 x 600 x 713	01G__-B244228BE	900
	36 x 24 x 28	914 x 600 x 713	01G__-B243628BE	800
	30 x 24 x 28	762 x 600 x 713	01G__-B243028BE	770
	24 x 24 x 28	610 x 600 x 713	01G__-B242428BE	730
	42 x 20 x 28	1067 x 500 x 713	01G__-B204228BE	880
	36 x 20 x 28	914 x 500 x 713	01G__-B203628BE	780
	30 x 20 x 28	762 x 500 x 713	01G__-B203028BE	750
	24 x 20 x 28	610 x 500 x 713	01G__-B202428BE	710
	42 x 18 x 28	1067 x 450 x 713	01G__-B184228BE	860
	36 x 18 x 28	914 x 450 x 713	01G__-B183628BE	760
	30 x 18 x 28	762 x 450 x 713	01G__-B183028BE	730
	24 x 18 x 28	610 x 450 x 713	01G__-B182428BE	690
	42 x 15 x 28	1067 x 375 x 713	01G__-B154228BE	840
	36 x 15 x 28	914 x 375 x 713	01G__-B153628BE	740
	30 x 15 x 28	762 x 375 x 713	01G__-B153028BE	710
	24 x 15 x 28	610 x 375 x 713	01G__-B152428BE	670


Surface type (1). Specify the handle code (B, L, Z). Specify accent color (A, S).

	W x D x H (in)	W x D x H (mm)	Code	All Laminate (\$)
	<i>Lock. 2 adjustable shelves. Grommet on back.</i>			
	42 x 24 x 28	1067 x 600 x 713	01G__-BE244228B	900
	36 x 24 x 28	914 x 600 x 713	01G__-BE243628B	800
	30 x 24 x 28	762 x 600 x 713	01G__-BE243028B	770
	24 x 24 x 28	610 x 600 x 713	01G__-BE242428B	730
	42 x 20 x 28	1067 x 500 x 713	01G__-BE204228B	880
	36 x 20 x 28	914 x 500 x 713	01G__-BE203628B	780
	30 x 20 x 28	762 x 500 x 713	01G__-BE203028B	750
	24 x 20 x 28	610 x 500 x 713	01G__-BE202428B	710
	42 x 18 x 28	1067 x 450 x 713	01G__-BE184228B	860
	36 x 18 x 28	914 x 450 x 713	01G__-BE183628B	760
	30 x 18 x 28	762 x 450 x 713	01G__-BE183028B	730
	24 x 18 x 28	610 x 450 x 713	01G__-BE182428B	690
	42 x 15 x 28	1067 x 375 x 713	01G__-BE154228B	840
	36 x 15 x 28	914 x 375 x 713	01G__-BE153628B	740
	30 x 15 x 28	762 x 375 x 713	01G__-BE153028B	710
	24 x 15 x 28	610 x 375 x 713	01G__-BE152428B	670

Surface type (1). Specify the handle code (B, L, Z). Specify accent color (A, S).

Open bookcases

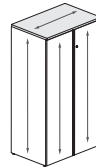


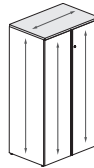
	W x D x H (in)	W x D x H (mm)	Code	All Laminate (\$)
	<i>1 adjustable shelf. Grommet on back.</i>			
	42 x 24 x 28	1067 x 600 x 713	01GN_-244228BE	860
	36 x 24 x 28	914 x 600 x 713	01GN_-243628BE	760
	30 x 24 x 28	762 x 600 x 713	01GN_-243028BE	730
	24 x 24 x 28	610 x 600 x 713	01GN_-242428BE	690
	42 x 20 x 28	1067 x 500 x 713	01GN_-204228BE	840
	36 x 20 x 28	914 x 500 x 713	01GN_-203628BE	740
	30 x 20 x 28	762 x 500 x 713	01GN_-203028BE	710
	24 x 20 x 28	610 x 500 x 713	01GN_-202428BE	670
	42 x 18 x 28	1067 x 450 x 713	01GN_-184228BE	820
	36 x 18 x 28	914 x 450 x 713	01GN_-183628BE	720
	30 x 18 x 28	762 x 450 x 713	01GN_-183028BE	690
	24 x 18 x 28	610 x 450 x 713	01GN_-182428BE	650
	42 x 15 x 28	1067 x 375 x 713	01GN_-154228BE	800
36 x 15 x 28	914 x 375 x 713	01GN_-153628BE	700	
30 x 15 x 28	762 x 375 x 713	01GN_-153028BE	670	
24 x 15 x 28	610 x 375 x 713	01GN_-152428BE	630	

Surface type (1). Specify accent color (A, S).

WARDROBES

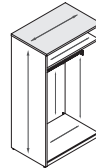
Wardrobes with doors

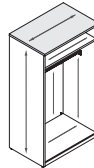


	W x D x H (in)	W x D x H (mm)	Code	All Laminate (\$)
	<i>Lock. 1 fixed shelf. Hanger bar.</i>			
	42 x 24 x 72	1067 x 600 x 1834	01G__-244272C	1,560
	42 x 24 x 66	1067 x 600 x 1676	01G__-244266C	1,520
	36 x 24 x 72	914 x 600 x 1834	01G__-243672C	1,510
	36 x 24 x 66	914 x 600 x 1676	01G__-243666C	1,470
	30 x 24 x 72	762 x 600 x 1834	01G__-243072C	1,460
	30 x 24 x 66	762 x 600 x 1676	01G__-243066C	1,420
	42 x 20 x 72	1067 x 500 x 1834	01G__-204272C	1,540
	42 x 20 x 66	1067 x 500 x 1676	01G__-204266C	1,500
	36 x 20 x 72	914 x 500 x 1834	01G__-203672C	1,490
	36 x 20 x 66	914 x 500 x 1676	01G__-203666C	1,450
	30 x 20 x 72	762 x 500 x 1834	01G__-203072C	1,440
	30 x 20 x 66	762 x 500 x 1676	01G__-203066C	1,400

Surface type (1). Specify the handle code (B, L, Z). Specify accent color (A, S).

Open wardrobes



	W x D x H (in)	W x D x H (mm)	Code	All Laminate (\$)
	<i>1 fixed shelf. Hanger bar.</i>			
	42 x 24 x 72	1067 x 600 x 1834	01GNN-244272CE	950
	42 x 24 x 66	1067 x 600 x 1676	01GNN-244266CE	910
	36 x 24 x 72	914 x 600 x 1834	01GNN-243672CE	910
	36 x 24 x 66	914 x 600 x 1676	01GNN-243666CE	870
	30 x 24 x 72	762 x 600 x 1834	01GNN-243072CE	880
	30 x 24 x 66	762 x 600 x 1676	01GNN-243066CE	840
	42 x 20 x 72	1067 x 500 x 1834	01GNN-204272CE	910
	42 x 20 x 66	1067 x 500 x 1676	01GNN-204266CE	870
	36 x 20 x 72	914 x 500 x 1834	01GNN-203672CE	870
	36 x 20 x 66	914 x 500 x 1676	01GNN-203666CE	830
	30 x 20 x 72	762 x 500 x 1834	01GNN-203072CE	840
	30 x 20 x 66	762 x 500 x 1676	01GNN-203066CE	800

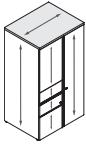
Surface type (1).

2-TONE LAMINATE APPLICATION: SHADED AREA CORRESPONDS TO THE FIRST CODE TO BE SPECIFIED. SECOND LAMINATE CODE WILL BE APPLIED TO THE REST OF THE PRODUCT.

 = ASSEMBLY REQUIRED

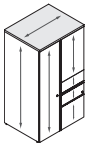
PERSONAL STORAGE TOWERS

Personal storage towers, bookcase, utility and file drawers on left, wardrobe on right



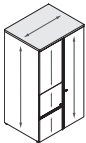
66": 2 adjustable shelves
54": 1 adjustable shelf

Personal storage towers, bookcase, utility and file drawers on right, wardrobe on left



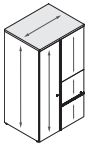
66": 2 adjustable shelves
54": 1 adjustable shelf

Personal storage towers, bookcase and file drawers on left, wardrobe on right



66": 2 adjustable shelves
54": 1 adjustable shelf

Personal storage towers, bookcase and file drawers on right, wardrobe on left



66": 2 adjustable shelves
54": 1 adjustable shelf

W x D x H (in)	W x D x H (mm)	Code	All Laminate (\$)
<i>Locks. Suspension bars. Pencil tray. Hanger bar.</i>			
36 x 24 x 66	914 x 600 x 1676	01G__-243666UFB	1,910
36 x 24 x 54	914 x 600 x 1372	01G__-243654UFB	1,810
30 x 24 x 66	762 x 600 x 1676	01G__-243066UFB	1,860
30 x 24 x 54	762 x 600 x 1372	01G__-243054UFB	1,760
24 x 24 x 66	610 x 600 x 1676	01G__-242466UFB	1,750
24 x 24 x 54	610 x 600 x 1372	01G__-242454UFB	1,710

Surface type (1). Specify the handle code (B, L, Z). Specify accent color (A, S).

W x D x H (in)	W x D x H (mm)	Code	All Laminate (\$)
<i>Locks. Suspension bars. Pencil tray. Hanger bar.</i>			
36 x 24 x 66	914 x 600 x 1676	01G__-243666BUF	1,910
36 x 24 x 54	914 x 600 x 1372	01G__-243654BUF	1,810
30 x 24 x 66	762 x 600 x 1676	01G__-243066BUF	1,860
30 x 24 x 54	762 x 600 x 1372	01G__-243054BUF	1,760
24 x 24 x 66	610 x 600 x 1676	01G__-242466BUF	1,750
24 x 24 x 54	610 x 600 x 1372	01G__-242454BUF	1,710

Surface type (1). Specify the handle code (B, L, Z). Specify accent color (A, S).

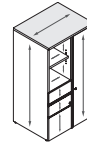
W x D x H (in)	W x D x H (mm)	Code	All Laminate (\$)
<i>Locks. Suspension bars. Hanger bar.</i>			
36 x 24 x 66	914 x 600 x 1676	01G__-243666FFB	1,880
36 x 24 x 54	914 x 600 x 1372	01G__-243654FFB	1,780
30 x 24 x 66	762 x 600 x 1676	01G__-243066FFB	1,830
30 x 24 x 54	762 x 600 x 1372	01G__-243054FFB	1,730
24 x 24 x 66	610 x 600 x 1676	01G__-242466FFB	1,720
24 x 24 x 54	610 x 600 x 1372	01G__-242454FFB	1,680

Surface type (1). Specify the handle code (B, L, Z). Specify accent color (A, S).

W x D x H (in)	W x D x H (mm)	Code	All Laminate (\$)
<i>Locks. Suspension bars. Hanger bar.</i>			
36 x 24 x 66	914 x 600 x 1676	01G__-243666BFF	1,880
36 x 24 x 54	914 x 600 x 1372	01G__-243654BFF	1,780
30 x 24 x 66	762 x 600 x 1676	01G__-243066BFF	1,830
30 x 24 x 54	762 x 600 x 1372	01G__-243054BFF	1,730
24 x 24 x 66	610 x 600 x 1676	01G__-242466BFF	1,720
24 x 24 x 54	610 x 600 x 1372	01G__-242454BFF	1,680

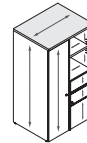
Surface type (1). Specify the handle code (B, L, Z). Specify accent color (A, S).

Personal storage towers, open bookcase, utility and file drawers on left, wardrobe on right



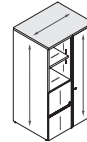
66": 2 adjustable shelves
54": 1 adjustable shelf

Personal storage towers, open bookcase, utility and file drawers on right, wardrobe on left



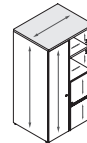
66": 2 adjustable shelves
54": 1 adjustable shelf

Personal storage towers, open bookcase and file drawers on left, wardrobe on right



66": 2 adjustable shelves
54": 1 adjustable shelf

Personal storage towers, open bookcase and file drawers on right, wardrobe on left



66": 2 adjustable shelves
54": 1 adjustable shelf

W x D x H (in)	W x D x H (mm)	Code	All Laminate (\$)
<i>Locks. Suspension bars. Pencil tray. Hanger bar.</i>			
36 x 24 x 66	914 x 600 x 1676	01G__-243666UFBE	1,810
36 x 24 x 54	914 x 600 x 1372	01G__-243654UFBE	1,710
30 x 24 x 66	762 x 600 x 1676	01G__-243066UFBE	1,760
30 x 24 x 54	762 x 600 x 1372	01G__-243054UFBE	1,660
24 x 24 x 66	610 x 600 x 1676	01G__-242466UFBE	1,650
24 x 24 x 54	610 x 600 x 1372	01G__-242454UFBE	1,610

Surface type (1). Specify the handle code (B, L, Z). Specify accent color (A, S).

W x D x H (in)	W x D x H (mm)	Code	All Laminate (\$)
<i>Locks. Suspension bars. Pencil tray. Hanger bar.</i>			
36 x 24 x 66	914 x 600 x 1676	01G__-243666BEUF	1,810
36 x 24 x 54	914 x 600 x 1372	01G__-243654BEUF	1,710
30 x 24 x 66	762 x 600 x 1676	01G__-243066BEUF	1,760
30 x 24 x 54	762 x 600 x 1372	01G__-243054BEUF	1,660
24 x 24 x 66	610 x 600 x 1676	01G__-242466BEUF	1,650
24 x 24 x 54	610 x 600 x 1372	01G__-242454BEUF	1,610

Surface type (1). Specify the handle code (B, L, Z). Specify accent color (A, S).

W x D x H (in)	W x D x H (mm)	Code	All Laminate (\$)
<i>Locks. Suspension bars. Hanger bar.</i>			
36 x 24 x 66	914 x 600 x 1676	01G__-243666FFBE	1,780
36 x 24 x 54	914 x 600 x 1372	01G__-243654FFBE	1,680
30 x 24 x 66	762 x 600 x 1676	01G__-243066FFBE	1,730
30 x 24 x 54	762 x 600 x 1372	01G__-243054FFBE	1,630
24 x 24 x 66	610 x 600 x 1676	01G__-242466FFBE	1,620
24 x 24 x 54	610 x 600 x 1372	01G__-242454FFBE	1,580

Surface type (1). Specify the handle code (B, L, Z). Specify accent color (A, S).









W x D x H (in)	W x D x H (mm)	Code	All Laminate (\$)
<i>Locks. Suspension bars. Hanger bar.</i>			
36 x 24 x 66	914 x 600 x 1676	01G__-243666BEFF	1,780
36 x 24 x 54	914 x 600 x 1372	01G__-243654BEFF	1,680
30 x 24 x 66	762 x 600 x 1676	01G__-243066BEFF	1,730
30 x 24 x 54	762 x 600 x 1372	01G__-243054BEFF	1,630
24 x 24 x 66	610 x 600 x 1676	01G__-242466BEFF	1,620
24 x 24 x 54	610 x 600 x 1372	01G__-242454BEFF	1,580


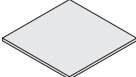
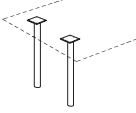
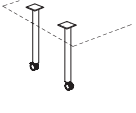
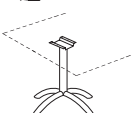
Surface type (1). Specify the handle code (B, L, Z). Specify accent color (A, S).

2-TONE LAMINATE APPLICATION: SHADED AREA CORRESPONDS TO THE FIRST CODE TO BE SPECIFIED. SECOND LAMINATE CODE WILL BE APPLIED TO THE REST OF THE PRODUCT.

— = ASSEMBLY REQUIRED

CANADA – JULY 2017


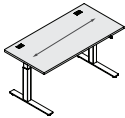
	W x D x H (in)	W x D x H (mm)	Code	All Laminate (\$)
PEDESTALS				
Freestanding pedestals	<i>Lock. Suspension bar. Pencil tray. 2 box drawers and 1 file drawer. 1 tone only.</i>			
	15 x 30 x 28	390 x 750 x 713	01G__-P153028UF	830
	15 x 28 x 28	390 x 700 x 713	01G__-P152828UF	820
	15 x 24 x 28	390 x 600 x 713	01G__-P152428UF	810
	15 x 22 x 28	390 x 550 x 713	01G__-P152228UF	800
	Surface type (1). Specify the handle code (B, L, Z). Specify accent color (A, S).			
Freestanding pedestals	<i>Lock. Suspension bar. 2 file drawers. 1 tone only.</i>			
	15 x 30 x 28	390 x 750 x 713	01G__-P153028FF	790
	15 x 28 x 28	390 x 700 x 713	01G__-P152828FF	780
	15 x 24 x 28	390 x 600 x 713	01G__-P152428FF	770
	15 x 22 x 28	390 x 550 x 713	01G__-P152228FF	760
	Surface type (1). Specify the handle code (B, L, Z). Specify accent color (A, S).			
Freestanding pedestals	<i>Lock. Suspension bar. Pencil tray. 1 box drawer and 1 file drawer. 1 tone only.</i>			
	15 x 30 x 22	390 x 750 x 561	01G__-P1530F	800
	15 x 28 x 22	390 x 700 x 561	01G__-P1528F	790
	15 x 24 x 22	390 x 600 x 561	01G__-P1524F	780
	15 x 22 x 22	390 x 550 x 561	01G__-P1522F	770
	Surface type (1). Specify the handle code (B, L, Z). Specify accent color (A, S).			
Modular pedestals	<i>Lock. Suspension bar. Pencil tray. 2 box drawers and 1 file drawer. 1 tone only.</i>			
	15 x 28 x 28	390 x 700 x 713	ONG__-P1528UFL	800
	15 x 22 x 28	390 x 550 x 713	ONG__-P1522UFL	780
	Specify the handle code (B, L, Z). Specify accent color (A, S).			
Modular pedestals	<i>Lock. Suspension bar. 2 file drawers. 1 tone only.</i>			
	15 x 28 x 28	390 x 700 x 713	ONG__-P1528FFL	760
	15 x 22 x 28	390 x 550 x 713	ONG__-P1522FFL	740
	Specify the handle code (B, L, Z). Specify accent color (A, S).			
Mobile pedestals	<i>Lock. Suspension bar. Pencil tray. 2 box drawers and 1 file drawer. Can accommodate a cushion. 1 tone only.</i>			
	15 x 30 x 27	390 x 750 x 689	ONG__-MP1530UF	855
	15 x 28 x 27	390 x 700 x 689	ONG__-MP1528UF	850
	15 x 24 x 27	390 x 600 x 689	ONG__-MP1524UF	845
	15 x 22 x 27	390 x 550 x 689	ONG__-MP1522UF	840
	Specify the handle code (B, L, Z). Specify accent color (A, S).			
Mobile pedestals	<i>Lock. Suspension bar. Pencil tray. 1 box drawer and 1 file drawer. Can accommodate a cushion. 1 tone only.</i>			
	15 x 30 x 20 1/2	390 x 750 x 527	ONG__-MP1530F	835
	15 x 28 x 20 1/2	390 x 700 x 527	ONG__-MP1528F	830
	15 x 24 x 20 1/2	390 x 600 x 527	ONG__-MP1524F	825
	15 x 22 x 20 1/2	390 x 550 x 527	ONG__-MP1522F	820
	Specify the handle code (B, L, Z). Specify accent color (A, S).			
Mobile pedestals	<i>Lock. Suspension bar. 2 file drawers. Can accommodate a cushion. 1 tone only.</i>			
	15 x 30 x 27	390 x 750 x 689	ONG__-MP1530FF	845
	15 x 28 x 27	390 x 700 x 689	ONG__-MP1528FF	840
	15 x 24 x 27	390 x 600 x 689	ONG__-MP1524FF	835
	15 x 22 x 27	390 x 550 x 689	ONG__-MP1522FF	830
	Specify the handle code (B, L, Z). Specify accent color (A, S).			


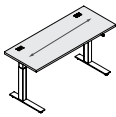
	W x D x H (in)	W x D x H (mm)	Code	HPL Surfaces (\$)
CONFERENCE TABLES				
Round tops	<i>Compatible with base TNN_-XB33, -VTL2 (2x), -MVTL2 (2x). 1 tone only.</i>			
	42 x 42 x 1	1067 x 1067 x 25	T2GNN-R42	480
	36 x 36 x 1	914 x 914 x 25	T2GNN-R36	420
Square tops	<i>Compatible with base TNN_-XB33, -VTL2 (2x), -MVTL2 (2x). 1 tone only.</i>			
	42 x 42 x 1	1067 x 1067 x 25	T2GNN-SQ42	430
	36 x 36 x 1	914 x 914 x 25	T2GNN-SQ36	370
Metal round legs	<i>2 legs.</i>			
	2 1/2 x 2 1/2 x 28	64 x 64 x 713	TNN_-VTL2	212
	Specify accent color (A, S).			
Metal round legs with casters	<i>2 legs.</i>			
	2 1/2 x 2 1/2 x 28	64 x 64 x 713	TNN_-MVTL2	212
	Specify accent color (A, S).			
Metal x-base	<i>The top plate allows the mounting of a LGC-PC.</i>			
	35 x 35 x 28	888 x 888 x 713	TNN_-XB33	562
	Specify accent color (A, S).			

2-TONE LAMINATE APPLICATION: SHADED AREA CORRESPONDS TO THE FIRST CODE TO BE SPECIFIED. SECOND LAMINATE CODE WILL BE APPLIED TO THE REST OF THE PRODUCT.







 = ASSEMBLY REQUIRED



CATEGORY 2: FREESTANDING HEIGHT ADJUSTABLE DESK/TABLE PRODUCTS


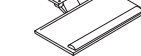
	W x D x H (in)	W x D x H (mm)	Code	HPL Surfaces (\$)
HEIGHT ADJUSTABLE TABLES				
Rectangular tables, electrical height adjustment – 29" D	<i>Height range of 25½" (650 mm). Lowest position is 24½" (607 mm). Highest position is 49½" (1257 mm). The control can be mounted left or right, under the top. 1½" (38 mm) per second height adjustment. 10' cord. 1 tone only.</i>			
	58 x 29 x 25½-49½	1450 x 725 x 607-1257	T2GNS-RCA2958GC	2,145
	52 x 29 x 25½-49½	1300 x 725 x 607-1257	T2GNS-RCA2952GC	2,120
	46 x 29 x 25½-49½	1150 x 725 x 607-1257	T2GNS-RCA2946GC	2,100
	Surface type (2).			
58" - 52": 2 grommets 46": 1 grommet				


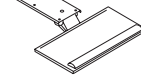
Rectangular tables, electrical height adjustment – 29" D	<i>Height range of 25½" (650 mm). Lowest position is 24½" (607 mm). Highest position is 49½" (1257 mm). The control can be mounted left or right, under the top. 1½" (38 mm) per second height adjustment. 10' cord. 1 tone only.</i>			
	58 x 23 x 25½-49½	1450 x 585 x 607-1257	T2GNS-RCA2358GC	2,095
	52 x 23 x 25½-49½	1300 x 585 x 607-1257	T2GNS-RCA2352GC	2,080
	46 x 23 x 25½-49½	1150 x 585 x 607-1257	T2GNS-RCA2346GC	2,065
	Surface type (2).			
58" - 52": 2 grommets 46": 1 grommet				



CATEGORY 5: ACCESSORIES

	W x D x H (in)	W x D x H (mm)	Code	Price (\$)
CPU support	<i>Work surface mounted. Black.</i>			
	5½-9½ x 10 x 17½-22	140-245 x 250 x 437-550	LGC-CCPU	149
				
Stand-alone CPU support	<i>Stand-alone, fixed. 1 tone only.</i>			
	12 x 21 x 20⅞	300 x 525 x 530	PNNN-PU211219	378
				
Mobile CPU support	<i>Mobile. 1 tone only.</i>			
	12 x 21 x 23¼	300 x 525 x 590	PNNN-MPU211219	398
				

	W x D x H (in)	W x D x H (mm)	Code	Price (\$)
Flat screen monitor arm on a post	<i>Fits on side of surface or through grommet. Silver accent.</i>			
	20⅞ x 6½ x 17⅞	527 x 167 x 450	LGC-SUPECPLS	530
				

Articulated retractable arm with shelf	<i>Swivel-tilt and retractable. Precision ball-bearing slides. Black. 11½" height adjustment. 7½" adjustable arm. Length of mounting plate: 21¾". Fits underneath surfaces 24" (600 mm) or greater in depth.</i>			
	26 x 10 x 1½	660 x 250 x 13	LGC-BBAKD26	477
				

Articulated retractable arm with shelf for height adjustable tables	<i>Swivel-tilt and fully retractable. Precision ball-bearing slides. Black. 11½" height adjustment. 7½" adjustable arm. Length of mounting plate: 21¾". Fits underneath height adjustable surfaces.</i>			
	26 x 10 x 1½	660 x 250 x 13	LGC-BBAKD26	477
				

Cushions for mobile pedestal	<i>2" (51 mm) foam. Installs on mobile pedestal. These prices are applicable for United Chair® Grade 1 and 2 fabrics.</i>			
	30 x 15⅓ x 2	750 x 388 x 51	LGC-CU1530	280
	28 x 15⅓ x 2	700 x 388 x 51	LGC-CU1528	280
	24 x 15⅓ x 2	600 x 388 x 51	LGC-CU1524	260
	22 x 15⅓ x 2	550 x 388 x 51	LGC-CU1522	260

Specify the fabric code at the end of the product code.

2-TONE LAMINATE APPLICATION: SHADED AREA CORRESPONDS TO THE FIRST CODE TO BE SPECIFIED. SECOND LAMINATE CODE WILL BE APPLIED TO THE REST OF THE PRODUCT.

 = ASSEMBLY REQUIRED

CANADA – JULY 2017

TERMS & CONDITIONS OF SALE

1. ORDER PLACEMENT

- a) The seller sells its products in the terms set forth in these standard terms of sale. All orders must be submitted in writing as represented by a valid purchase order, which includes the total list and net dollars. The seller reserves the right to refuse any order.
- b) The following information is required to process an order.

CUSTOMER INFORMATION	PRODUCT INFORMATION
Sold/Ship to address	Quantity
Purchase order number	Product numbers including options
Authorized signature	Colors and fabrics (all surfaces)
Contact name	Note: Product number overrules the written description and/or comment lines
Consignee contact name and phone	
Bid/Quote # if applicable	
Product total (list/net)	
Preferred delivery date (Specific delivery date not guaranteed)	

2. ORDER CHANGES

Any change to an original purchase order must be received in writing no later than 48 hours after receipt of the original order. Any change to the original order after 48 hours, if approved, will result in production rescheduling. The cost variances will have to be approved by the customer before production rescheduling. No changes allowed on QuickShip orders.

3. ORDER CANCELLATIONS

Cancellations must be requested in writing no later than 48 hours after receipt of the original order and are subject to approval by Groupe Lacasse Inc. Cancellations cannot be accepted otherwise. No cancellation allowed on QuickShip orders.

4. ORDER ACKNOWLEDGEMENT

Orders will be acknowledged to dealers by Groupe Lacasse Inc. Please refer to the acknowledgement copy to make sure it agrees with your original purchase order. When corresponding, please refer to the acknowledgement number. If you do not receive your order acknowledgement within 48 hours, please contact our customer service.

5. LIMITED LIFETIME WARRANTY

Groupe Lacasse Inc. warrants its products to be free from defects in material and workmanship for as long as the original purchaser owns it; proof of purchase from Groupe Lacasse Inc. being the only official document accepted by Groupe Lacasse Inc. for any claim. This warranty is subject to the limitations, exclusions and other provisions below:

- Twenty-five years: high-performance thermofused laminate.
- Twenty years: drawer slides.
- Ten years: high-pressure laminate and locks.
- Five years: adjustable surface mechanisms.
- Five years: casters, fabrics, metal frame doors, thermoplastic polymer extrusions and accessories.
- One year: electrical modules and components.
- Exclusions: light bulbs and ballasts.

This warranty is made by Groupe Lacasse Inc. only to purchasers acquiring the product directly from Groupe Lacasse Inc., its authorized dealers, or others who are specifically authorized by Groupe Lacasse Inc. to sell such products. Shipping and labour are not covered by the warranty. The purchaser's remedy is limited to repair or replacement, at Groupe Lacasse's option, of products which when used normally, prove to be defective within the period stated. This warranty does not apply to any product which must be replaced because of normal wear and tear, negligence, abuse or accident or which has been modified by someone other than Groupe Lacasse Inc. or its authorized dealers. The remedy stated herein are expressly agreed to be exclusive as a condition of sale. Groupe Lacasse Inc.'s liability with respect to its products or installation services should not exceed that expressly set forth above. Under no circumstances shall Groupe Lacasse Inc. be liable for accidental or consequential damages. Specials may be subject to a limited warranty.

6. PRICES

All prices listed are suggested retail prices, F.O.B. our factory, St-Pie, Quebec, Canada. Accepted orders are subject to prices and taxes prevailing at the time of shipment. Prices and taxes are subject to change without notice. If shipping date requested is more than 90 days from date of order, Groupe Lacasse Inc. shall have the right to use the published list prices effective at the time of shipment. Prices shown in price book have priority over electronic catalog contents.

7. TERMS (UPON ACCEPTANCE FROM OUR CREDIT DEPARTMENT)

Net 30 days from date of invoice. Any product sold shall remain the property of Groupe Lacasse Inc. and shall remain the seller's property until paid for. The buyer agrees to perform all acts which may be necessary to protect and assure retention of title to such products by Groupe Lacasse Inc. until such time as goods have been paid for in full. No sales within a one-year period will automatically lead to the account's closure.

8. QUOTATIONS

Quotations are valid for a period of ninety (90) days unless otherwise specified on the quote.

9. CHANGES

All illustrations, specifications and prices in this book are based on the latest product information available at the time of publication. The right is reserved to make changes, at any time and without prior notice, to prices, colors, materials, specifications and models offered.

10. PACKING AND SHIPPING

Packaging consists of polyethylene and protectors or separate cartons, depending on method of shipment.

11. DELIVERY

The scheduled delivery week is specified on our acknowledgment. Groupe Lacasse is not liable for delay or failure to deliver goods due to causes beyond its control (such as a casualty, an act of god, a labor dispute, or an accident; the inability to obtain the necessary labor, material or transportation; or any change requested by the customer). Under these circumstances, the ship date will be extended to compensate for the delay as determined by the Seller.

Groupe Lacasse will accept, upon prior approval by Logistics and Customer Service departments, to make installation job site deliveries for a minimum of one half of a full truckload (1,200 cubic feet); however, and in all cases, an unloading dock must be available to accommodate 53 ft. trailers and the address is also subject to approval. Unloading at destination is the sole responsibility of the purchaser. No waiting time will be possible; however, and if any is incurred, it will be recharged to the purchaser.

Under no circumstance will Groupe Lacasse deliver goods in a residential area.

Surcharge

Time sensitive deliveries (weekend deliveries, night, etc.) that require expedited carrier service will result in additional charges that will be passed onto the consignee (dealer). Liftgates: Our standard carriers do not have liftgates. Requests for liftgates can often be accommodated but will result in extra fees and they must be made at least 2 weeks in advance.

12. SHIPPING WEIGHTS AND VOLUMES

Shipping weights and volumes are available on demand and may vary due to the constantly improving methods of packaging.

13. ROUTING

Unless otherwise specified by the buyer and agreed to by Groupe Lacasse, the latter reserves the right to select the route, method of shipment and carrier. Customer requests for special carrier, method of shipment and/or routing will be shipped freight collect.

14. FREIGHT CLAIMS

All FCA destination claims will be handled and filed by the Seller. In order to expedite any credit due, your help and assistance is required. Please adhere to the following guidelines:

The merchandise is carefully packed and thoroughly inspected before leaving the warehouse. Responsibility for its safe delivery is assumed by the carrier upon acceptance of the shipment. Claims for loss or damage sustained in transit must therefore be made to Groupe Lacasse as follows:

1) Concealed loss or damage

Concealed loss or damage means loss or damage that does not become apparent until the merchandise has been unpacked. The contents may be damaged in transit due to rough handling even though the carton may not show external damage. When damage is discovered upon unpacking, a written request within 15 days of the delivery date must be made. No disposition will be taken until approved from the manufacturer.

IMPORTANT: Groupe Lacasse's policy in concealed damage is to replace the part or complete product if necessary at no charge to the dealer. However, it is the responsibility of the dealer to provide installation of the replaced part or complete product. Therefore, no labor fees will be accepted on concealed damages.

2) Visible damage or shortage

Any external evidence of damage or shortage must be noted on the freight bill or express receipts and signed by the carrier's agent. Failure to adequately describe such external evidence of damage or shortage may result in refusing to honor a damage claim. Claims must be submitted within 5 business days of reception of the merchandise.

15. RETURNS


Absolutely no returns will be accepted on any standard and non-standard products.

16. STORAGE

In the event the purchaser requests the postponement of a shipment beyond the scheduled shipping week after the goods have become work in process, or are ready to be shipped, Groupe Lacasse can make arrangements to store the goods but at the purchaser's risk and expense. Such transfer to storage shall be deemed delivery to purchaser for all purposes including invoicing and payment.

17. GOVERNING LAW

This contract shall be construed and governed in accordance with the laws of the province of Quebec, Canada.



Office Furniture Solutions

Founded in 1956, Groupe Lacasse is a North American leader in the design, manufacture and service of a broad range of high-quality furniture products for all types of work environments. We have the experience, expertise and capability to deliver incomparable design, exceptional quality, optimum service and outstanding value in Office Furniture Solutions.



1-888-522-2773
www.grounelacasse.com



Groupe Lacasse has achieved GREENGUARD GOLD Certification.
GREENGUARD certified products are certified to GREENGUARD standards for low chemical emissions into indoor air during product usage. For more information, visit ul.com/gg.