


Cloudray

RECI YONGLI
 Tongli HIWIN EFR
 II-VI Leadshine LASERPWR
 Trocen S&A PMI Leetro
 JFLO HAILEA RECI Raycus Meanwell
 Maxphotronics SmartRayc S&A
 Raytools Leetro IPG
 SYNRAD EZCAD Friendless
 SINO-GALVO MHX Rofin
 Leadshine  **CLOUDRAY** Ruida
 Raycus INDUSTRIAL SOLUTIONS Meanwell
 RECI Laser Tube Focusing Lens Protective Windows
 Power Supply Mechanical Parts Air Compressor Ceramic
 Controller Laser Optics Fan F-theta Lens Nozzles Galvo Head CO2 Laser
 Stepper Motor F-theta Lens Chiller Mirrors Fiber Laser
 Driver Goggles
 Cable Chain
 Timing Belt
 Fiber Laser

Cloudray

Catalogue

Laser Marking


目录

1. Marking Source.....	3
1.1 Fiber Marking Source.....	3
1.1.1 MAX.....	3
1.1.2 Raycus.....	3
1.1.3 JPT.....	4
1.2 CO2 Marking Machine.....	4
1.2.1 SYNRAD.....	4
1.2.2 COHERENT.....	5
2. Marking Controller.....	6
3. Laser Marking Optics.....	6
3.1 F-Theta Lens.....	6
Fiber Laser F-theta Scan Lens.....	6
Fiber Laser F-theta Scan Lens(SL Series).....	7
CO2 Laser F-Theta Scan Lens.....	8
CO2 Laser F-Theta Scan Lens.....	8
3.2 F-theta Lens Adjust Mount.....	9
3.3 Beam Combiner Lens.....	9
Fiber Laser Beam Combiner.....	9
CO2 Beam Combiner.....	9
3.4 Beam Expander.....	9
CO2 Beam Expander.....	9
3.5 Galvo Scanner Head.....	10
Fiber Laser Galvo Head.....	10
Fiber Laser Galvo Head.....	10
CO2 Galvo Head.....	11
CO2 Galvo Head.....	11
4. Mechanical Parts.....	12
4.1 Working Table.....	12
4.2 Rotary Attachment.....	12
4.3 Lift Table.....	13
4.3 Fiber Laser Path.....	13
5. Peripheral products.....	13
5.1 Consumables.....	13
5.1 T-shirt.....	14


1. Marking Source

1.1 Fiber Marking Source




1.1.1 MAX

	SKU	Model	Average Output Power	Wavelength	Beam Diameter	Mode
	FLS01M20L	MFP-20L	18W	1064±6nm	7.5±1.5mm	Pulse
	FLS01M20W	MFP-20W	20W			
	FLS01M30L	MFP-30L	26W			
	FLS01M30W	MFP-30W	30W			
	FLS01M50W	MFP-50W	50W			

1.1.2 Raycus



	SKU	Model	Average Output Power	Wavelength	Beam Diameter	Mode
	FLS01RP20Q	RFL-P20QE	20W	1064±5nm	7±1mm	Pulse
	FLS01RP30Q	RFL-P30Q	30W			
	FLS01RP20QR	RFL-P20QE (Red Dot)	20W			
	FLS01RP30QR	RFL-P30Q (Red Dot)	30W			
	FLS01RP50Q	RFL-P50Q	50W			
	FLS01RP100QB	RFL-P100QB	100W			

1.1.3 JPT

	SKU	Model	Average Output Power	Wavelength	Beam Diameter	Mode
	FLS01JM120WS	JPT M1+20W MOPA Laser	20W	1064±6nm	7.0±0.5mm	Pulse
	FLS01JM130WS	JPT M1+30W MOPA Laser	30W			
	FLS01JM620WS	JPT M6+20W MOPA Laser	20W			
	FLS01JM630WS	JPT M6+30W MOPA Laser	30W			
	FLS01JM720W	YDFLP-20-M7	20W	1064±6nm	7.0±0.5mm	Pulse
	FLS01JM720WR	YDFLP-20-M7-S-R (Red Dot)	20W			
	FLS01JLP20WS	YDFLP-E-20-LP-S	20W	1064nm	7.0±0.5mm	Pulse
	FLS01JLP30WS	YDFLP-E-30-LP-S	30W			

1.2 CO2 Marking Machine



1.2.1 SYNRAD

	SKU	Model
Vi Series 	LT07SVI30A	30W vi30 10.6um
	LT07CVI30102	30W Vi30-10.2
	LT07CVI3093	30W Vi30-9.3
	LT07CV40	40W V40
Ti Series 	LT07CTI60	60W Ti60
	LT07CTI60W	60W Ti60W
	LT07CTI100W	100W Ti100W

1.2.2 COHERENT


	SKU	Model
	LT07CC30AA	30W C-30A 10.6um
	LT07CC55AA	55W C-55A 10.6um
	LT07CC55AB	55W C-55A 9.3um
	LT07CC30	30W C-30
	LT07CC30L	30W C-30L
	LT07CC55A	55W C-55A
	LT07CC55L	55W C-55L
	LT07CC70A	70W C-70A
	LT07CC70L	70W C-70L
	LT07CCX100	100W CX-100
	LT07CJ2106	150W J-2-10.6
	LT07CJ3106	250W J-3-10.6



2. Marking Controller


	SKU	Model
	LC04JCZL01	JCZ Marking Control Card(Fiber Lite)
	LC04JCZSZLI01	JCZ Marking Control Card(Digital Lite)
	LC04JCZDspi01	JCZ Marking Control Card(SPI)
	LC04JCZS01	JCZ Marking Control Card(Fiber USB)
	LC04JCZDS01	JCZ Marking Control Card(Digital USB)

3. Laser Marking Optics

3.1 F-Theta Lens

	Fiber Laser F-theta Scan Lens					
	SKU	Focal Length	Scan Field	Input Aperture	Back Working	Mounting Thread
		mm	mm	mm	mm	mm
FSL02H50F63	63	50x50	12	78	M85×1/M79x1	
FSL02H70F100	100	70x70	12	114.6	M85×1/M79x1	
FSL02H90F130	130	90x90	12	143	M85×1/M79x1	
FSL02H110F160	160	110x110	12	176	M85×1/M79x1	
FSL02H140F210	210	140x140	12	230	M85×1/M79x1	
FSL02H150F225	225	150x150	12	250	M85×1/M79x1	
FSL02H175F254	254	175x175	16	284	M85×1/M79x1	
FSL02H200F290	290	200x200	16	324	M85×1/M79x1	
FSL02H220F330	330	220x220	16	346	M85×1/M79x1	
FSL02H250F380	380	250x250	16	414	M85×1/M79x1	
FSL02H300F420	420	300x300	16	467	M85×1/M79x1	

K9 F-theta Scan Lens	SKU	Focal Length	Scan Field	Center Point Diameter (1/e ²)	Wavelength	Thread
		mm	mm	um	nm	mm
	FSL02H50F80M39A	80	50x50	40	1064	M39
	FSL02H63F100M39A	100	63x63	40	1064	M39
	FSL02H105F160M39A	160	105x105	40	1064	M39
	FSL02H130F210M39A	210	130x130	40	1064	M39
	FSL02H170F254M39A	254	170x170	40	1064	M39
	FSL02H220F330M39A	330	220x220	40	1064	M39
	FSL02H50F80M55A	80	50x50	40	1064	M55
	FSL02H63F100M55A	100	63x63	40	1064	M55
	FSL02H105F160M55A	160	105x105	40	1064	M55
	FSL02H130F210M55A	210	130x130	40	1064	M55
	FSL02H170F254M55A	254	170x170	40	1064	M55
	FSL02H220F330M55A	330	220x220	40	1064	M55

 Fiber Laser F-theta Scan Lens(SL Series)							
SKU	Part Number	Scan Field	Wave Length	EFL	Thread	Input beam EP	Scan Angle Θ max
		mm	mm	mm	mm	mm	
FSL331H70F100G	SL-1064-70-100G	70×70	1064	100	M85×1	14	±25°
FSL331H112F163G	SL-1064-112-163G	112×112	1064	163	M85×1	10	±20°
FSL331H150F210G	SL-1064-150-210G	150×150	1064	210	M85×1	10	±25°
FSL331H160F210G	SL-1064-160-210G	160×160	1064	210	M85×1	10	±31°
FSL331H220F330G	SL-1064-220-330G	203×203	1064	330	M85×1	12	±25°
FSL331H300F420G1	SL-1064-300-420G	300×300	1064	419.8	M85×1	14	±29°



CO2 Laser F-Theta Scan Lens


SKU	Diameter	Focal Length	Scan Field	Gaussian Diameter	Mounting Thread
	mm	mm	mm	mm	mm
USFTL05F63	48	63	50x50	0.2	M85x1
USFTL05F100	48	100	70x70	0.2	M85x1
USFTL05F160	48	160	110x110	0.2	M85x1
USFTL05F230	48	230	140x140	0.2	M85x1
USFTL05F254	48	254	175x175	0.2	M85x1
USFTL05F300	48	300	210x210	0.2	M85x1
USFTL05F360	48	360	250x250	0.25	M85x1
USFTL05F450A	48	450	300x300	0.35	M85x1
USFTL05F450B	56	450	300x300	0.35	M85x1
USFTL05F592	48	592	400x400	0.2	M85x1
USFTL05F650	48	650	600x600	0.7	M85x1





CO2 Laser F-Theta Scan Lens

SKU	Diameter	Focal Length	Scan Field	Working Distance	Mounting Thread
	mm	mm	mm	mm	mm
USFTL05CF75	48	75	50x50	57.5	M85x1
USFTL05CF100	48	100	70x70	85.7	M85x1
USFTL05CF125	48	125	90x90	111.9	M85x1
USFTL05CF150	48	150	110x110	135.9	M85x1
USFTL05CF230	48	230	140x140	227	M85x1
USFTL05CF250	48	250	175x175	232	M85x1
USFTL05CF300	56	300	210x210	288.1	M85x1
USFTL05CF360	48	360	250x250	352.9	M85x1
USFTL05CF430	48	430	300x300	414.7	M85x1
USFTL05CF541	48	541	400x400	536.5	M85x1


3.2 F-theta Lens Adjust Mount

	SKU	Model	Height
	AM02M79T85H18	M79-M85	18mm
	AM02M79T85H34	M79-M85	34mm

3.3 Beam Combiner Lens



	SKU	Diameter		Thickness	
		mm	inch	mm	inch
Fiber Laser Beam Combiner 	BC02FD20T2	20	0.79	2	0.08
CO2 Beam Combiner 	BC05D20T2	20	0.79	2	0.08
	BC05D25T2	25	0.98	2	0.08

3.4 Beam Expander

		CO2 Beam Expander			
SKU	Expander Ratio	Max Input Aperture	Output Aperture	Length	Mount Thread
		mm	mm	mm	M22
CBE05KM2X	2X	12	15	25	
CBE05KM25X	2.5X	11	18	25	
CBE05KM3X	3X	11	14	25	
CBE05KM4X	4X	11	15	25	
CBE05KM5X	5X	11	18	25	

CBE05KM6X	6X	10	25.5	32	
CBE05KM8X	8X	11	25.5	32	

3.5 Galvo Scanner Head

	Fiber Laser Galvo Head				
SKU	Model	Wavelength	Input Aperture	Setting Time	Interface Signals
FGH04JSG7110	SG7110	1064nm	10mm	≤0.5ms	Digital XY2-100
FGH04JJD2206	JD2206(Red Pointer)	1064nm	10mm	≤0.3ms	Digital XY2-100
FGH04JSG7210	SG7210	1064nm	10mm	≤0.3ms	Digital XY2-100
FGH04JSG7106	SG7106	1064nm	10mm	≤0.35ms	Digital XY2-100
FGH04JSG7110R	SG7110(Red Pointer)	1064nm	10mm	≤0.5ms	Digital XY2-100
FGH04JJD2206R	JD2206(Red Pointer)	1064nm	10mm	≤0.3ms	Digital XY2-100
FGH04JSG7210R	SG7210(Red Pointer)	1064nm	10mm	≤0.3ms	Digital XY2-100
	Fiber Laser Galvo Head				
SKU	Model	Wavelength	Input Aperture	Setting Time	Interface Signals
FGH04JRC1001A	RC1001	10.6um	10mm	≤0.4ms	Digital XY2-100
FGH04JRC1001B	RC1001	1064nm	10mm	≤0.4ms	Digital XY2-100
FGH04JRC1001	RC1001	355nm	10mm	≤0.4ms	Digital XY2-100
FGH04JRC1001R	RC1001 (Red Pointer)	1064nm	10mm	≤0.4ms	Digital XY2-100



CO2 Galvo Head

SKU	Model	Wavelength	Input Aperture	Setting Time	Interface Signals
CGH05JJD2205	JD2205	10.6um	12mm	≤0.5ms	Digital XY2-100
CGH05JJD2207	JD2207	10.6um	12mm	≤0.45ms	Digital XY2-100
CGH05JJD2208	JD2208	10.6um	14mm	≤0.6ms	Digital XY2-100
CGH05JJD2807	JD2807	10.6um	16mm	≤1.0ms	Digital XY2-100
CGH05JJD2808	JD2808	10.6um	20mm	≤1.2ms	Digital XY2-100
CGH05JJD3808	JD3808	10.6um	30mm	≤1.6ms	Digital XY2-100




CO2 Galvo Head

SKU	Model	Wavelength	Input Aperture	Setting Time	Interface Signals
CGH05JSG7110	SG7110	10.6um	10mm	≤0.5ms	Digital XY2-100

4. Mechanical Parts


4.1 Working Table

	SKU	Model	Working Area mm	Moving Distance		
				X Axis	Y Axis	Z Axis
	LM04MW1D	One-dimensional Workstation	150*210	/	/	85-208
	LM04MW2D	Two-dimensional Workstation	220*300	0-150	0-90	/
	LM04MW3D	There-dimensional Workstation	150*210	0-50	0-25	0-110

4.2 Rotary Attachment

	SKU	Model	Carving Diameter
	LM04MD65M35	RU-035	65mm
	LM04MD80M38	RU-038	80mm
	LM04MD100M38		100mm
	LM04MD125M38		125mm
	LM04MD65M35B	MHX-D65	65mm
	FM14LMRAD50	D50	50mm
	FM14LMRAD80	D80	80mm

4.3 Lift Table


	SKU	Height
	LM04LT500	500mm
	LM04LT550	550mm
	LM04LT700	700mm

4.3 Fiber Laser Path


	SKU	Model	Length	Height	Width
	LM04FLP01B	Blue	400mm	110mm	110mm
	LM04FLP01R	Red	400mm	110mm	110mm
	LM04FLP01S	Silver	400mm	110mm	110mm

5. Peripheral products

5.1 Consumables

	SKU	Specifications	Quantity
	BNC04BK100	54*86mm	100PCS
	BNC04BL100		
	BNC04YE100		
	BNC04SI100		
	BNC04PU100		

5.1 T-shirt

	SKU	Sizes
	TS36YLS	S
	TS36YLM	M
	TS36YLL	L
	TS36YXL	XL
	TS36YXXL	XXL