

SCHÖNOX® AP

Synthetic Gypsum Based Self-leveling Compound

especially suitable on all gypsum and cement based substrates as well as on asphalts.

Designed for refurbishment work in interior areas. SCHÖNOX AP can be installed up to 2".

Product characteristics

- EMICODE EC 1^{PLUS}; very low emission
- Benefits to Environment and Health
- does not support mold growth
- for interior use only
- self-leveling
- high hardness and strength
- suitable for underfloor heating systems
- layer-thickness above 1/16" up to 1" without aggregates
- layer-thickness up to 2" with aggregates
- pumpable
- very low shrinkage
- free of cracks even in higher thicknesses
- suitable for castor wheel loadings above 1/16" according to DIN EN 12529
- very smooth surface
- exceeds minimum Ff/FI requirements of ASTM and ACI when installed in accordance with the guidelines
- tested in accordance with ASTM C1708

Applications

SCHÖNOX AP is suitable for filling, smoothing and leveling of substrates:

- under flexible coverings
- under wood floor, layer thickness at least 1/8" (use elastic adhesives only)

Substrates

SCHÖNOX AP is suitable on:

- gypsum substrates
- concrete, cement substrates
- old substrates such as ceramic tiles, terrazzo and sheet vinyl
- old, water-resistant adhesive residues
- OSB board, plywood (well screwed and/or bonded) prior to install flexible coverings.

Requirements of substrate

- Subfloors must be smooth, sound, clean, dry and free of any contaminants which may hinder adhesion.
- Surface treatments or any "friable" areas of the subfloor must be mechanically removed back to a sound base and the substrate repaired with SCHÖNOX repair compounds as required.
- Thoroughly vacuum all dust or other loose material.
- All slabs on or below grade level must be known to have an intact vapor retarder directly beneath the concrete in conformance to the relevant standards. If in doubt, please contact our SCHÖNOX representative for further advise.
- This product is not a vapor barrier and will allow free passage of moisture. Follow the directions of the floor covering

manufacturer regarding the maximum allowable substrate moisture content and test the substrate prior to installing SCHÖNOX AP. Where substrate moisture exceeds the maximum allowed then application of SCHÖNOX SDG, SCHÖNOX MR 18 or SCHÖNOX EPA may be used to suppress residual moisture.

- Gypsum substrates should always be dry. Do not use moisture mitigation systems on gypsum substrates.
- Old water-soluble adhesives should be removed completely, old water-resistant adhesives should be mechanically removed as far as possible. The complete mechanical removal of cutback (i.e. grinding, sanding, blasting) can be hazardous as old cutback adhesive may contain asbestos. Do not sand or grind adhesive residue. Harmful dust may result. Inhalation of asbestos dust may cause asbestosis or other serious bodily harm. Please consult the adhesive manufacturer and all applicable government agencies for rules and regulations concerning the removal of flooring and adhesives that contain asbestos. Prime remaining adhesive residues accordingly.
- Old floors such as ceramic tiles should be thoroughly cleaned and abraded.
- The requirements of the relevant valid standards, guidelines and data sheets apply.

Priming

- **porous substrates such as**
 - concrete, cement substrates prime with SCHÖNOX VD (1:3)
- **non porous, smooth, sound substrates such as**
 - ceramic tiles
 - old water-resistant adhesive residues, removed as far as possible prime with SCHÖNOX SHP.
- **gypsum substrates (sanded and vacuumed)**
 - prime with SCHÖNOX KH FIX.
- **wooden substrates such as**
 - OSB board, plywood (well screwed and/or bonded) prime with SCHÖNOX VD (undiluted).

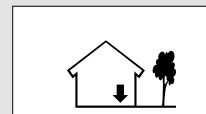
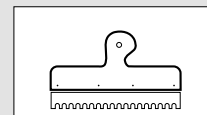
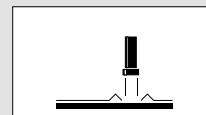
Mixing ratio

- mix each 25 kg / 55 lb. bag with 6.0 liters / 6.3 quarts of water
- if SCHÖNOX AP is extended with dry, clean aggregate (aggregate is added last) at a layer thickness of 1" - 2":
Type and amount of aggregate used will affect product performance. As qualities of

Technical data

- pot life: approx. 30 minutes
- ready for foot traffic: approx. 2 hours
- ready for covering: approx. 16 hours
- working temperature: not below 41°F
- coverage: approx. 60 - 70 sq.ft. per unit at a thickness of 1/8" (depending on substrate conditions and aggregate used)
- compressive strength (ASTM C109):
 - 5800 psi / 35 N/mm² / 400 kg/cm² after 28 days
 - 2100 psi / 13 N/mm² / 140kg/cm² after 1 day
- flexural strength (ASTM C348): approx. 1400 psi / 8 N/mm² after 28 days
- tensile strength (ASTM C1583) at 1/8": above 400 / 2.5 N/mm² psi after 3 days
- initial Set (ASTM C191): approx. 160 minutes
- final Set (ASTM C191): approx. 200 minutes
- cured density: 110 lbs. / cu.ft.
- UL-classified in accordance with ASTM E84 (ANSI/UL 723):
Flame Spread 0; Smoke Development 0

All values are approximate, are subject to local climatic fluctuations based upon conditions at 70°F with atmosphere of less than 65 % relative humidity following the recommended mixing ratio. Do not install underlayment or topping before the substrate has dried thoroughly.



SCHÖNOX[®] AP

locally available aggregates vary, we recommend to perform tests prior to use on a larger scale.

Do not overwater! Foam while mixing, or settling of the sand aggregate while placing, indicates overwatering.

Recommended method of working

■ **Adequate ventilation is essential when SCHÖNOX AP is being worked to ensure faster drying.**

■ Using a clean mixing drum, add SCHÖNOX AP to cold, clean water to form a homogeneous mixture. Mix thoroughly for approx. 3 minutes using a heavy-duty drill (min. 600 rpm) is recommended to obtain a lump-free mix. Then pour the mix and spread using a smoothing trowel. Even surfaces are easily achieved using a pin leveler. In higher thicknesses using a spike roller is recommended.

■ Contact to vertical structures should be avoided by putting in an edge strip. Avoid direct contact to metallic constructions (e.g. heating pipes), which can lead to corrosion.

■ If a second layer of leveling compound is to be applied, prime the first layer with SCHÖNOX VD (diluted 1:1 with water) after drying. The maximum layer thickness must not be exceeded in case of two layer applications. The second layer must not exceed the layer thickness of the first layer.

■ Protect curing SCHÖNOX AP layers from high ambient temperatures, direct sunlight and draughts.

■ Clean tools in water immediately.

Packaging

■ 25kg / 55lb. net weight in paper bags

Storage

■ Store in cool and dry conditions.

■ Shelf life: 12 months unopened.

Disposal

■ Empty packaging and dispose of in accordance with federal, state and local waste disposal regulations.

VOC Content

■ 0g/l (calculated), SCAQMD 1113

LEED

May help contribute to LEED certification of projects in the categories:

- EQc2
Low-Emitting Materials – 1 to 3 points
- MR Credit 1.1
Building Reuse-Maintain – Existing Walls, Floors and Roof
up to 3 points
- MR Credit 1.2
Building Reuse-Maintain – Existing Interior Nonstructural Elements
1 point

- MRC3
Environmentally Preferable Products
0,5 to 5 points

Environmental Product Declaration (EPD)

- Declaration number:
EPD-DIV-2013311-EN

Instructions

■ Do not use in areas of constant water exposure or in areas exposed to permanent or intermittent substrate moisture as this may jeopardize the performance of the underlayment and the floor covering.

■ Always install an adequate number of properly located test areas, to include the finish flooring, to determine the suitability of the product for its intended use. As floor coverings vary, always contact and rely upon the floor covering manufacturer for specific directions such as maximum allowable moisture content, adhesive selection, and intended end use of the product.

■ Low substrate temperatures and/or high ambient humidity require longer drying times for primers.

Precautions

■ SCHÖNOX AP contains gypsum and sand aggregate. Avoid eye and skin contact. In case of contact, rinse immediately with plenty of water. In case of contact with eyes seek additional medical advice. Mix in a well ventilated area and avoid breathing powder or dust. KEEP OUT OF REACH OF CHILDREN. Carefully read and follow all cautions and warnings on product label. For complete safety information, please refer to the Material Safety Data Sheet, or visit our website at www.schonox.us.

■ Never mix with cement or additives other than SCHÖNOX approved products. Observe the basic rules of concrete work. Do not install below 41°F surface temperature. Install quickly if substrate is warm.

■ Free of chromate.

Limitation of Liability

To the best of our knowledge, the technical data contained herein are true and accurate at the date of issuance but are subject to change without prior notice. We guarantee our product to conform to the specifications contained herein. We make no other warranty or guarantee of any kind, express or implied, including merchantability and fitness for particular purpose. Liability, if any, is limited to replacement of the product or refund of the purchase price. Labor or cost of labor and other consequential damages are hereby excluded. SCHÖNOX does not authorize anyone, including SCHÖNOX Representatives, to make any statements which supersede, modify or supplement the information provided on its printed literature or package labels without written confirmation.

The applicable recommendations, guidelines, regulations and safety data sheets are to be observed, together with the recognized architectural and engineering regulations. We guarantee that our products leave the factory in perfect condition. While our recommendations for use are based on tests and practical experience, they can only provide general guidance without any assurance as to product characteristics, since we have no influence over the conditions on site, the execution of the work or the method of processing. This product data sheet supersedes all previous editions.



The SCHÖNOX management system is certified to ISO 9001 and 14001 by DQS.

In North America provided by:
HPS North America, Inc
Phone: 855.391.2649
Fax: 256.246.0346
Email: info@hpsubfloors.com
<http://www.hpsubfloors.com>

