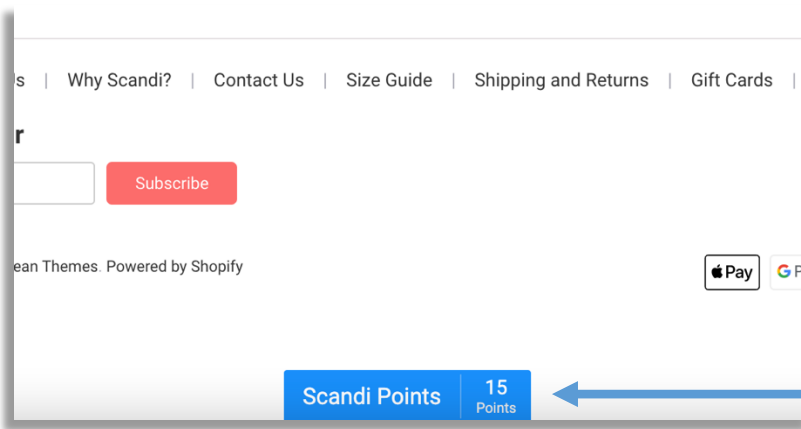


Scandi Points How-To Guide

If using a computer or laptop (see section 2 if using mobile phones or tablets)

[Login to your account](#) using the login link located in the top right corner of the home page.

Once you have logged in, click on the blue box labelled **Scandi Points**, located at the bottom centre of your browser window.

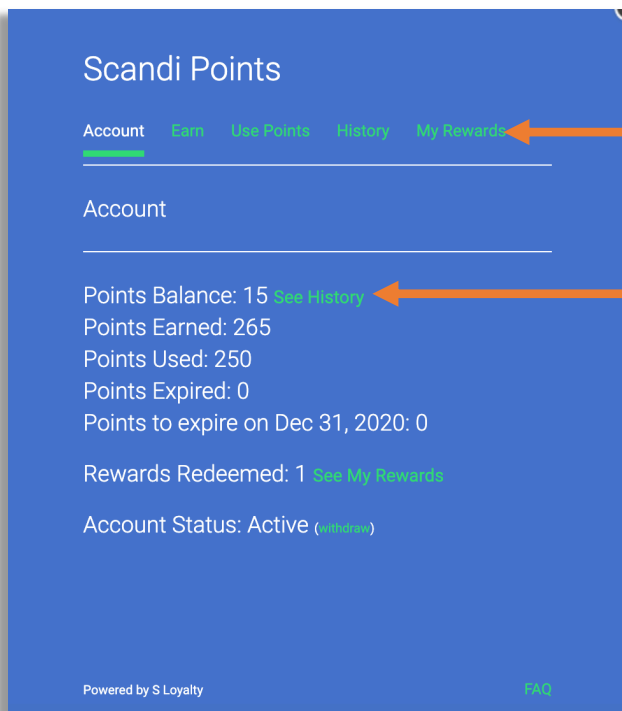


Select the **Scandi Points** icon at the bottom of your browser window.

Your points will also appear in this box as a quick reference. (only available on computer browsers)

A pop-up box will appear with several tabs located at the top. From this screen you can; **check on your points balance, redeem your points, and apply your discount code to checkout.**

Check your points balance

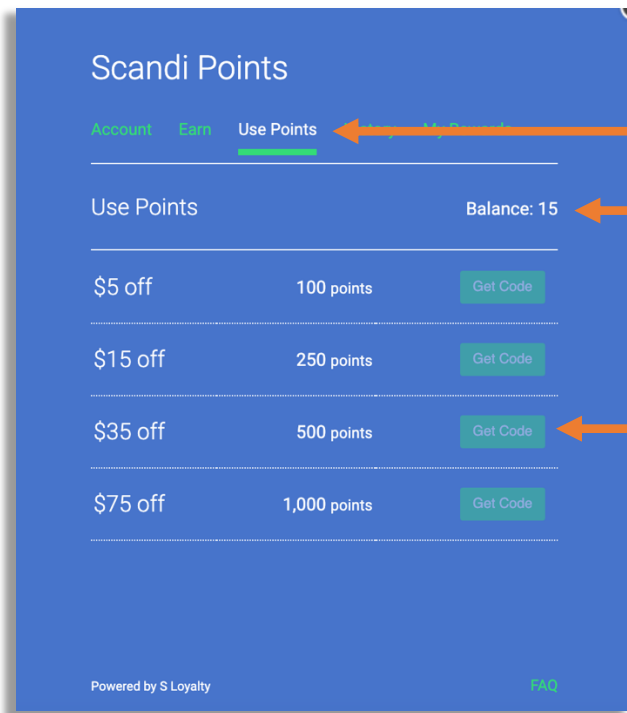


You can navigate within the pop-up using the navigation bar located at the top of the pop-up window.

In the **Account** tab you can view your points balance, points expiring, and rewards redeemed.

This can be a quick way to view all of your Points activity in one place.

Redeem points



Navigate to the **Use Points** tab.

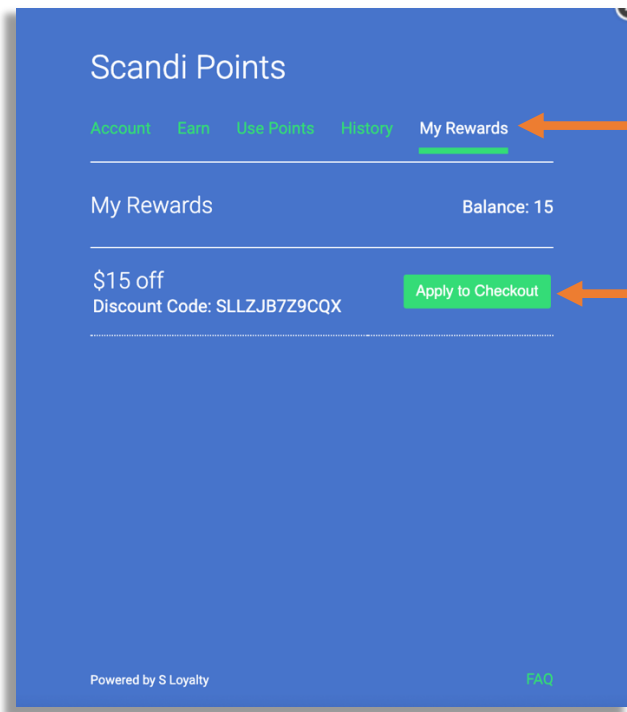
From here, you will see all the available discounts.

Your balance is shown at the top of the page, and you will see a selection of discount offers based on your Points balance.

Select the **Get Code** button on the discount you would like to apply.

From here, your code is active, but you will need to apply it to checkout, see below for details.

Apply points to checkout



Select the **My Rewards** tab from the navigation section of the pop-up window.

From here you will see your active discount codes. Remember only one discount code can be applied at a time.

Select the **Apply to Checkout** button to auto-fill the code when you reach checkout.

That's it! Choose your scandi goodies and head to checkout. Your discount code will be automatically applied to this purchase.

If you have any problems with your discount code, please contact us at hello@scandidownunder.com.au

If you are using a mobile phone or tablet, see below.

If using a mobile phone or tablet

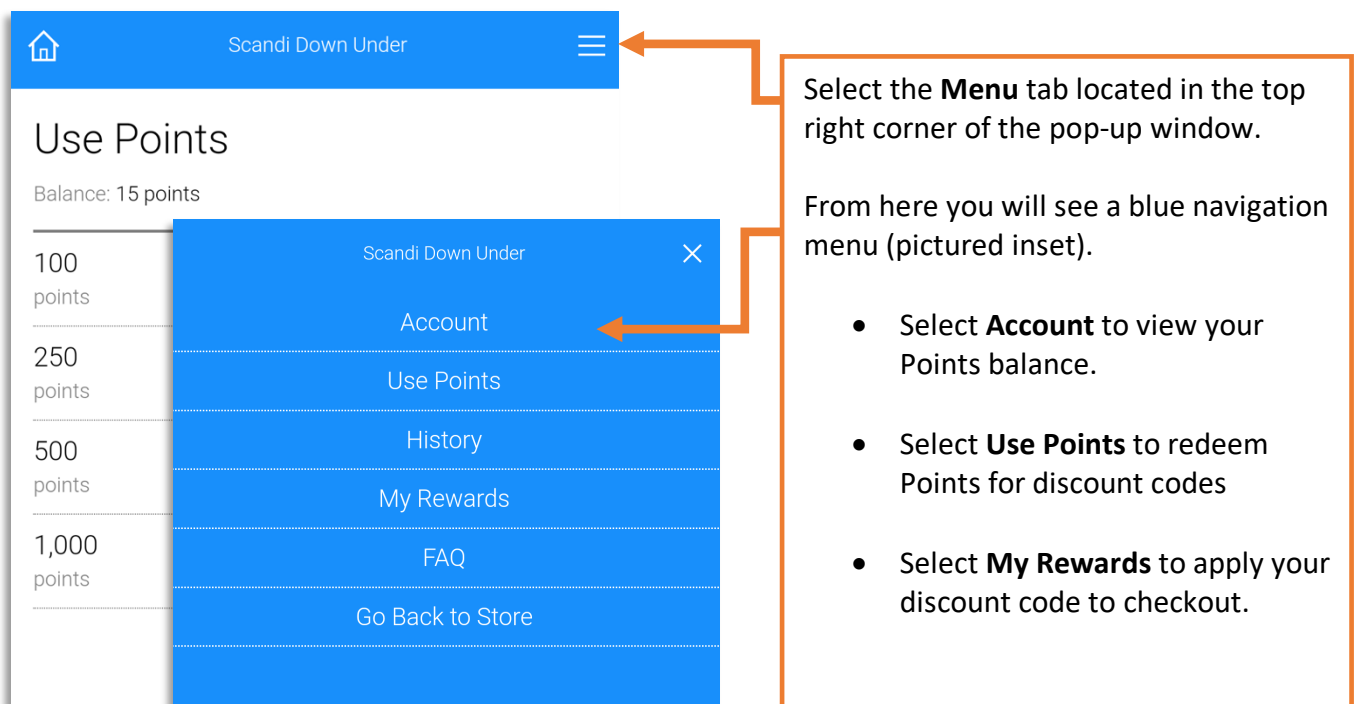
[Login to your account](#) using the login link located in the top right corner of the home page.

Once you have logged in, click on the blue box labelled **Scandi Points**, located at the bottom centre of your browser window.

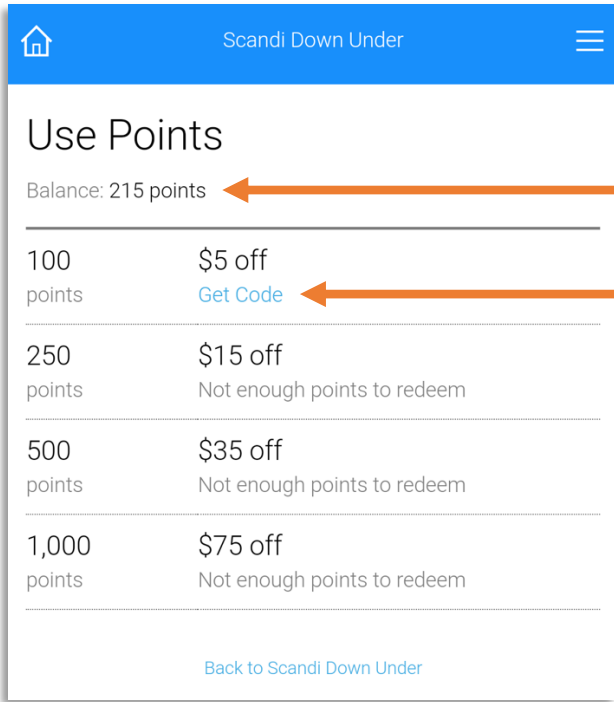


A pop-up box will appear with several tabs located at the top. From this screen you can; **check on your points balance, redeem your points, and apply your discount code to checkout.**

Navigation Window



Redeem points



Navigate to the **Use Points** tab in menu.

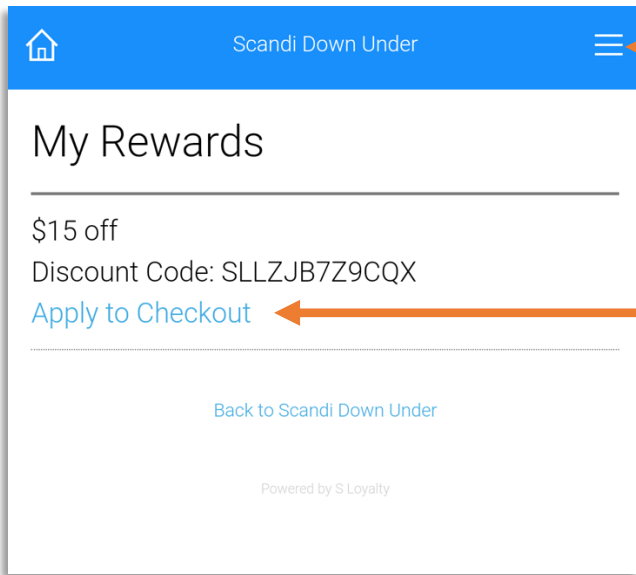
From here, you will see all the available discounts.

Your balance is shown at the top of the page, and you will see a selection of discount offers based on your Points balance.

Select the **Get Code** button on the discount you would like to apply.

From here, your code is active, but you will need to apply it to checkout, see below for details.

Apply points to checkout



Select the **My Rewards** tab from the navigation section of the pop-up window.

From here you will see your active discount codes. Remember only one discount code can be applied at a time.

Select the **Apply to Checkout** button to auto-fill the code when you reach checkout.

That's it! Choose your scandi goodies and head to checkout. Your discount code will be automatically applied to this purchase.

If you have any problems with your discount code, please contact us at hello@scandidownunder.com.au