

The logo for WLINK, featuring the word "WLINK" in a bold, blue, sans-serif font. A registered trademark symbol (®) is positioned to the upper right of the "K".

WLINK[®]

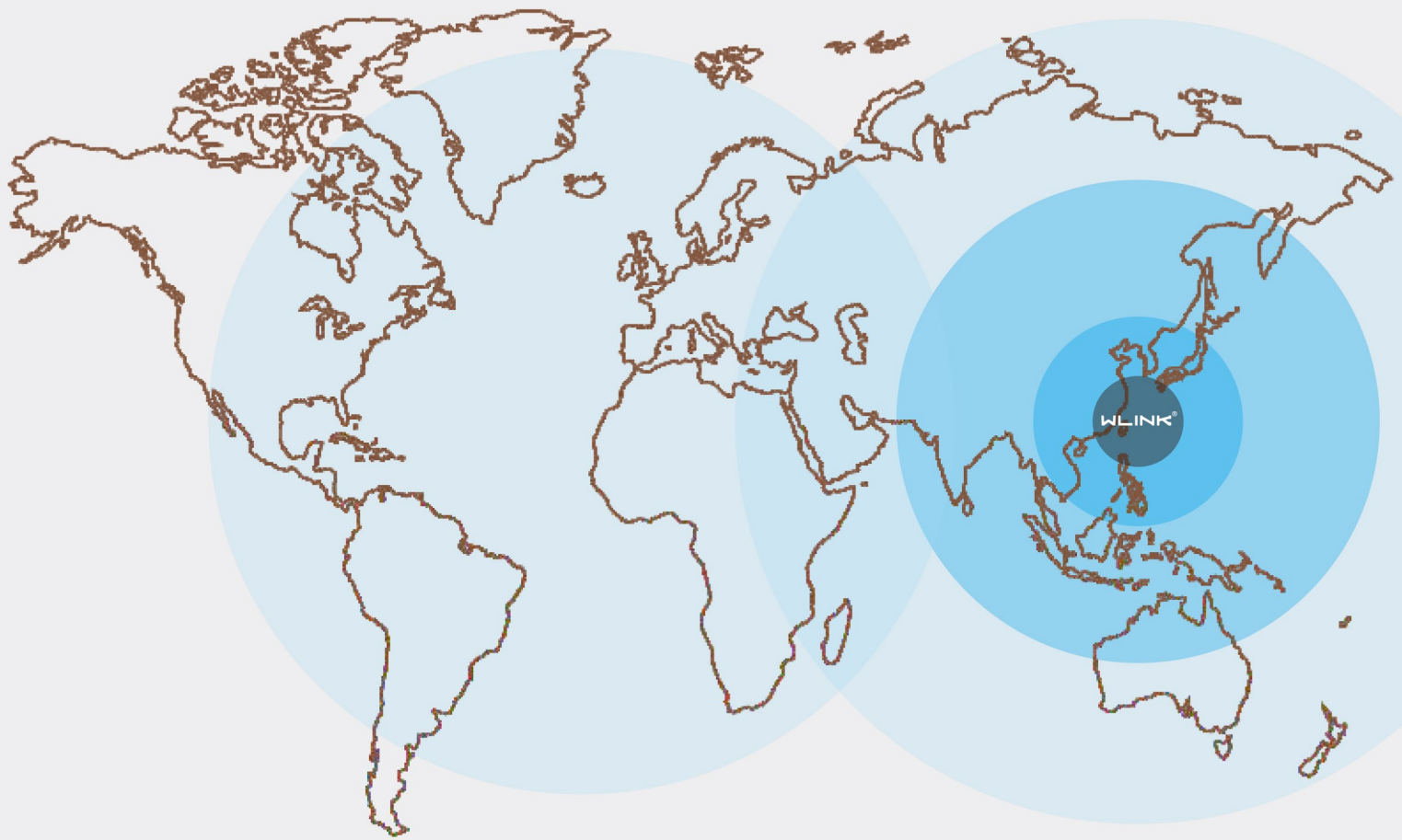
GLOBAL IOT 5G/4G/3G ROUTER AND MODEM CATALOGUE

SOLE SOUTH AFRICAN DISTRIBUTOR

www.otto.co.za • wireless@otto.co.za • +27 11 791-1033

• CONTENTS

About Wlink	(1)		
Products Roadmap	(2-3)		
Industrial Cellular Router			
G530 5G	(4)		
G930 5G	(5)		
G230 5G	(6)		
G200 4G/3G	(7)		
G510 4G/3G	(8)		
R100 4G/3G	(9)		
R200 4G/3G	(10)		
R520 4G/3G	(11)		
R210 4G/3G	(12)		
ER120 Embedded	(13)		
IoT Router			
R320 4G	(14)		
R522 4G	(15)		
OpenWrt Cellular Router			
G920 4G/3G	(16)		
R220 4G/3G	(17)		
Outdoor Cellular Router			
ODU300 Housing	(18)		
ODU310 4G/3G	(19)		
		Router Comparison	(20-21)
		Router Use case	(22-26)
		Cellular Modem/Gateway	
		D80 Single Port	(27)
		D82 Dual Port	(27)
		D83 NB-IoT/CAT-M1	(27)
		M100 Serial	(28)
		M303 USB	(28)
		Modem comparison	(29)
		Modem Use Case	(30)
		Cellular RTU Gateway	
		RT600	(31)
		RT620	(31)
		Use Case & Comparison	(32)
		Management Platform	(33)
		Accessories	(34)
		Company Environment & Certificate	(35-36)



About Wlink

Shenzhen Wlink Technology Co., Limited has been a leading IoT/M2M equipment provider, specializing in the design and manufacture of Industrial 5G/4G/3G equipment for various of IoT(Industrial Internet Of Things) and M2M, Thanks to the strong management and R&D team who have more than 10 years of experience in wireless M2M field, enable Wlink provide a range of innovative industrial mobile connectivity equipment, OEM Service, packaged products for wireless data, military and government M2M project.

In the past years, adhere to the principle of high quality product with competitive price, high rate investment on R&D, and reliable after-sales, Wlink has built up mutual trust between the company and its clients from 100+ countries, as well as communication channel with the telecom industrial. We have the aspiration to become the most competitive provider in the cellular and wireless terminal equipment industry and better serve to help our most valued customers get to market fast with wireless device and application.

Vision

Professional, Efficiency, Innovative, Quality, Win-Win

Mission

Focus on M2M, create a smart, splendid and easier life to our most valued Customer

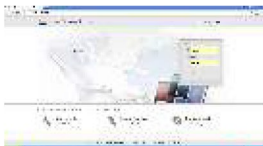
Professional Before and After Sales Service:

Wlink technology and developments are based on solid experience in the art of M2M industrial 5G/4G/3G communication. Our experience covers solution that are used worldwide in a large number of successful products in industrial and otherIoT/M2M fields.

Products Roadmap

Platform

M2M Platform 2.0



Cloud

Modem

---D80---
Serial to IP Modem



---M303---
USB Modem



---M100---
RS232 Modem



---D82---
Dual Serial Port



Router

---R200---
1xLAN 1xWAN



---R520---
4xLAN 1xWAN
1xRS232



---R210---
1xWAN, 1x LAN
1x RS232 3xI/O



---R100---
1xLAN 1xRS232



---R220 OpenWrt---
2xLAN 1xWAN
3xI/O 1xRS232



---G500---
4x GBE 3xI/O
1x USB 1xRS232



---G510---
4x GBE 3xI/O
1xRS232



Pole

RTU



---RT600---
1xRS232 1xRS485
2xAI, 2xDI



---RT620---
12xAI, 12xDI, 2xRelay
3xRS485, 802.11n,
1x LAN, 1xWAN

Terminal

2013

2014

2015

2016

2017

2018

Products Roadmap

Platform

---V3.0---
Management Platform



Cloud

Modem

---D83---
NB-IoT/CAT-M1



Router



---G200---
2x GBE 1x RS232

---G930---
Quad-core
802.11ax, 5G Router



---G530---
5G Router



---G230---
2*GBE 5G
Dual Band WiFi



---G530---
4x GBE, 3x I/O
PoE, WiFi6



Pole

---G920---
OpenWrt 5xGBE



---ER120---
Embedded Router



--ODU300/310---
Outdoor LTE Router



---R520 POE---
POE LTE Router



RTU

---RT630---
PCBA,
Customized AI, DI



Terminal

2019

2020

2021

2022

2023

• Industrial Cellular Router



G530

BRIEF

G530 is designed for users who require a powerful device to be flexibly integrated in their systems to provide an incredible-speed, ultra-reliable, low-latency, and large capability wireless connectivity. This router offers global 5G connectivity, supports both standalone (SA) and non-standalone (NSA) modes, and delivers up to 2.5 Gbps downlink speed and maximum 900 Mbps uplink speed. And secure terminal block power supply make it perfect for true industrial applications.

HIGHLIGHT

- * Industrial robust design, rich interfaces, PoE optional
- * High-performance CPU dual-core 880 MHz
- * Global 5G SA/NSA high-speed network coverage
- * Din-rail mount, professional installation
- * 4G LTE-A Cat16 and 3G fallback, ensures an unbreakable connectivity
- * Multiple VPN supported, including DMVPN, OpenVPN, IPsec IKEv2, L2TPv3
- * Simultaneous dual-band 802.11n/ac WiFi
- * Cloud based management platform for easy setup, mass configuration, and remote monitoring

Hardware		Software	
Cellular	Global 5G SA & NSA, 4G LTE CAT 16	System	WLINK OS, MIPS Dual-core 880MHz, 256Mb Flash, 2Gb DDR3 RAM
WiFi	802.11n/ac 2.4G&5G Dual Band WiFi	Network Protocol	TCP, UDP, Modbus TCP, ICMP, NTP, DDNS, HTTP, HTTPS, TLS 1.2, ARP, PPP, PPPoE, DHCP, VLAN, VRRP, SSH,Telnet, WOL(wake on lan)
Port	4 x GBE (PoE optional), 4 x I/O 1x RS-232, 1 x RS-485	Routing	Static routes, Dynamic routes (BGP, OSPFv2, RIPv1/v2,NHRP) Routing rules
SIM	Two SIM slots	VPN Tunneling	PPTP/L2TP/GRE/OpenVPN/DMVPN/IPSec(IKEv1/IKEv2)
Antenna Connector	4x SMA for 5G, 4x RP-SMA for WiFi, 1x GPS	Firewall	IP/Domain/MAC/Port/Keyword/URL/Domian name filter, access filter, NAT, DMZ
Dimension	132 x 112 x 44 (mm)	Security	DDoS prevention, Firewall, Security Encryption
Weight	400g	Management	WEB(HTTP/HTTPS), CLI(SSH/Telnet), SNMP(v2/v3), TR-069, MQTT, Wlink M2M Platform

• Industrial Cellular Router



G930

BRIEF

G930 is an Industrial 5G router working on global 5G NR/4G/3G cellular network and offering Ultra speed, Reliable Low-Latency high speed wireless connectivity for remote management, telemetry, condition monitoring, CCTV, ATMs, vending machine and other M2M/IoT applications. Using the Dual-core 880 MHz CPU, wireless support 802.11 n/ac, highest , Perfect compatible OpenWRT third parties firmware, meet customer secondary development.

HIGHLIGHT

- * Industrial grade design, shock and vibration resistance
- * Multi-network, Extensive Interfaces, Enabling Flexible Expansion
- * Global 5G high-speed network coverage
- * Powerful dual-core 880 MHz CPU Solution
- * Multiple VPN supported, including DMVPN, OpenVPN, IPsec IKEv2, L2TPv3
- * Simultaneous dual-band 802.11n/ac WiFi
- * Multiple remote management options

Hardware		Software	
Cellular	Global 5G SA & NSA, 4G LTE CAT 16	System	Wlink OS, CPU MIPS Dual-Core 880MHz
WiFi	802.11b/g/n&ac, 1.2Gbps Max	Network Protocol	TCP, UDP, Modbus TCP, ICMP, NTP, DDNS, HTTP, HTTPS,TLS 1.2,ARP, PPP, PPPoE, DHCP, VLAN, VRRP, SSH,Telnet, WOL(wake on lan)
Port	5xGbE LAN, 1xRS232, 1xRS485, 3xIO, 2x Power Supply Interface	Route	Static routes, Dynamic routes (BGP, OSPFv2, RIPv1/v2,NHRP)Routing rules
SIM	Two SIM slots	VPN Tunneling	PPTP/L2TP/GRE/OpenVPN/DMVPN/IPSec(IKEv1/IKEv2)
Antenna Connector	4x SMA for 5G, 2x RP-SMA for WiFi, 1x GPS	Firewall	IP/Domain/MAC/Port/Keyword/URL/Domian name filter,access filter, NAT, DMZ
Dimension	179mm x 124mm x 43mm	Security	DDoS prevention, Firewall, Security Encryption(AES-128-CBC/CFB/OFB, AES-192-CBC/CFB/OFB, AES-256-CBC/CFB/OFB,DES-CBC, RC2-CBC, DES-EDE-CBC, DES-EDE3-CBC, DESX-CBC, BF-CBC, RC2-40-CBC, CAST5-CBC, RC2-64-CBC,)
Weight	600g	Management	WEB(HTTP/HTTPS), CLI(SSH/Telnet), SNMP(v2/v3), TR-069, MQTT, Wlink M2M Platform

• Industrial Cellular Router



G230

BRIEF

G230 is a small yet powerful industrial 5G router, with the state-of-the-art technology, it can provide incredible-speed, ultra-reliable, low-latency communication and large capability wireless connectivity, and delivers up to 4Gbps downlink speed and maximum 900 Mbps uplink speed. Ideal for immediate file transfers, live streaming, and public safety applications.

HIGHLIGHT

- * Support 5G SA/NSA, LTE-Pro Cat 20/15 Ultra Speed Network
- * High performance, Industrial-Grade Compact Design
- * Compact and powerful Industrial grade design
- * Support advanced security features
- * Terminal block for power supply
- * 2xGbE, 1xRS232/485
- * Ideal for eMBB , uRLLC and massive IoT use cases

Hardware		Software	
Cellular	Global 5G SA & NSA, 4G LTE CAT 16	System	WLINK OS, MIPS Dual-core 880MHz, 256Mb Flash, 2Gb DDR3 RAM
WiFi	802.11n/ac 2.4G&5G Dual Band WiFi	Network Protocol	TCP, UDP, Modbus TCP, ICMP, NTP, DDNS, HTTP, HTTPS, TLS 1.2, ARP, PPP, PPPoE, DHCP, VLAN, VRRP, SSH,Telnet, WOL(wake on lan)
Port	2xGbE, 1xRS232	Features	Static routes, Dynamic routes (BGP, OSPFv2, RIPv1/v2,NHRP) Routing rules
SIM	One SIM slot	VPN Tunneling	PPTP/L2TP/GRE/OpenVPN/DMVPN/IPSec(IKEv1/IKEv2)
Antenna Connector	4x SMA for 5G/4G, 2x RP-SMA for WiFi	Firewall	IP/Domain/MAC/Port/Keyword/URL/Domian name filter, access filter, NAT, DMZ
Dimension	103mm x 73.5mm x 28mm	Security	DDoS prevention, Firewall, Security Encryption
Weight	320g	Management	WEB(HTTP/HTTPS), CLI(SSH/Telnet), SNMP(v2/v3), TR-069, MQTT, Wlink M2M Platform

• Industrial Cellular Router



G200

BRIEF

G200 Series is the upgrade gigabit version from the typical R200 Series. It's a compact 4G LTE advanced router. Equipped with dual band WiFi and high-performance industrial communication processor, it ensures users with stable connection and high data throughput. Its rugged and compact design is suitable to be deployed in harsh environments to offer reliable and secure connectivity in critical industrial IoT/M2M applications.

HIGHLIGHT

- * High performance CPU ARM Cortex A7 900MHz
- * Ultra speed 4G LTE advanced network
- * Multiple industry standard VPN options available including DMVPN and IPSEC
- * Simultaneous Dual-Band (2.4GHz / 5GHz) Wi-Fi
- * Compact mini size, ready to fit into any space
- * Wide power input range via terminal block connector
- * 2x Gigabit Ethernet, 1x RS232/485

Hardware		Software	
Cellular	4G LTE CAT 4/6/12/20	System	Wlink OS, CPU ARM Cortex A7 Core 900MHz
WiFi	802.11n/ac	Network Protocol	TCP, UDP, Modbus TCP, ICMP, NTP, DDNS, HTTP, HTTPS, TLS 1.2, ARP, PPP, PPPoE, DHCP, VLAN, VRRP, SSH, Telnet, WOL(wake on lan)
Port	2 x Gigabit Eth, 1 x RS232/RS485	Routing	Static routes, Dynamic routes (BGP, OSPFv2, RIPv1/v2, NHRP) Routing rules
SIM	One SIM slot	VPN Tunneling	PPTP/L2TP/GRE/OpenVPN/DMVPN/IPSec(IKEv1/IKEv2)
Antenna Connector	2 x SMA-K, 2 x SMA-RP	Firewall	IP/Domain/MAC/Port/Keyword/URL/Domian name filter, access filter, NAT, DMZ
Dimension	103mm x 73.5mm x 25.5mm	Security	DDoS prevention, Firewall, Security Encryption
Weight	320g	Management	WEB(HTTP/HTTPS), CLI(SSH/Telnet), SNMP(v2/v3), TR-069, MQTT, Wlink M2M Platform

• Industrial Cellular Router



G510

BRIEF

G510 is an Innovative Professional Industrial IoT router equipping with 4xGigabit Ethernet switch, serial port, I/O, as well as a variety of configuration options including GPS, internal Storage. It offers redundant SIM Slot for automatic switching for reliable network, plus terminal block power capability. VPN features also can be configured in WLINK router, allowing you to utilize virtual private network service through a 4G/3G wireless router and built for stresses and workload of a modern industrial or commercial environment.

HIGHLIGHT

- * Industrial robust, heavy-duty metal enclosure and connectors
- * ARM Cortex A Dual Core, 900MHz CPU
- * Global 4G LTE Cat4/Cat6/Cat12 options
- * Simultaneous Dual-Band 802.11n&ac Wi-Fi
- * External antenna for deployment flexibility
- * Expansible (Extensible) Storage Option
- * Multiple remote management options
- * 4xGbE, 1xRS-232, 3x I/O

Hardware		Software	
Cellular	4G/LTE (Cat4/Cat6/Cat12 Optional)	System	Wlink OS, CPU ARM Cortex A7 Core 900MHz
WiFi	802.11b/g/n&ac, 866Mbps Max	Network Protocol	TCP, UDP, Modbus TCP, ICMP, NTP, DDNS, HTTP, HTTPS, TLS 1.2, ARP, PPP, PPPoE, DHCP, VLAN, VRRP, SSH,Telnet, WOL(wake on lan)
Port	4xGbE LAN, 1xRS232/RS485, 3xIO	Routing	Static routes, Dynamic routes (BGP, OSPFv2, RIPv1/v2,NHRP) Routing rules
SIM	Two SIM slots	VPN Tunneling	PPTP/L2TP/GRE/OpenVPN/DMVPN/IPSec(IKEv1/IKEv2)
Antenna Connector	2xSMA for 4G, 2x RP-SMA for Wi-Fi	Firewall	IP/Domain/MAC/Port/Keyword/URL/Domian name filter, access filter, NAT, DMZ
Dimension	132mm x 112mm x 44mm	Security	DDoS prevention, Firewall, Security Encryption
Weight	400g	Management	WEB(HTTP/HTTPS), CLI(SSH/Telnet), SNMP(v2/v3), TR-069, MQTT, Wlink M2M Platform

• Industrial Cellular Router



R100

BRIEF

R100 series is the mobile broadband router with small, compact and hardened mechanical design, ideal for the application where space is critical factors, such as retails, ATM, Video surveillance, Kiosk and telemetry etc.

The router also includes the basic keep alive feature to ensure it stays connected to the 3G/4G network.

HIGHLIGHT

- * Industrial, compact, flexible and Security
- * High data speed via 4G or 3G network
- * Strong electromagnetic interference Resistance
- * Support Serial to IP data transfer
- * Cost-effective
- * Centralized manageable
- * 1x LAN, 1x RS-232/485

Hardware		Software	
Cellular	4G LTE, 3G	System	Wlink OS, CPU MIPS32 74K Core 560MHz
WiFi	N/A	Network Protocol	TCP, UDP, Modbus TCP, ICMP, NTP, DDNS, HTTP, HTTPS, TLS 1.2, ARP, PPP, PPPoE, DHCP, VLAN, VRRP, SSH, Telnet, WOL(wake on lan)
Port	1xLAN, 1xRS232/485	Routing	Static routes, Dynamic routes (BGP, OSPFv2, RIPv1/v2, NHRP), Routing rules
SIM	1 x SIM Slot	VPN Tunneling	PPTP/L2TP/GRE/OpenVPN/DMVPN/IPSec(IKEv1/IKEv2)
Antenna Connector	1/2 x SMA-K	Firewall	"IP/Domain/MAC/Port/Keyword/URL/Domian name filter, access filter, NAT, DMZ"
Dimension	78.5 x 59 x 23.5 (mm)	Security	DDoS prevention, Firewall, Security Encryption
Weight	150 g	Management	WEB(HTTP/HTTPS), CLI(SSH/Telnet), SNMP(v2/v3), TR-069, MQTT, Wlink M2M Platform

• Industrial Cellular Router



R200

BRIEF

R200 is the typical cost-effective industrial grade 4G LTE router for professional cellular communications. It allows you to access remote industrial equipment over mobile network at high data rates and provides a high level of security for water station, traffic control, energy efficiency, photovoltaic farms, wind turbines, and other IoT applications.

HIGHLIGHT

- * Industrial robust, secure and reliable design
- * High data speed via 4G network, 3G backward compatible
- * Built-in watch dog, Multi-link detection
- * Multiple VPN supported
- * Failover/ Backup between WAN and Cellular network
- * Centralized manageable
- * 1xWAN/LAN, 1xLAN

Hardware		Software	
Cellular	4G LTE, 3G	System	Wlink OS
WiFi	802.11b/g/n	Network Protocol	TCP, UDP, Modbus TCP, ICMP, NTP, DDNS, HTTP, HTTPS, TLS 1.2, ARP, PPP, PPPoE, DHCP,VLAN, VRRP, SSH,Telnet, WOL(wake on lan)
Port	1xWAN/LAN, 1xLAN	Routing	Static routes, Dynamic routes (BGP, OSPFv2, RIPv1/v2,NHRP) Routing rules
SIM	1 x SIM Slot	VPN Tunneling	PPTP/L2TP/GRE/OpenVPN/DMVPN/IPSec(IKEv1/IKEv2)
Antenna Connector	2 x SMA-K, 1 x SMA-RP	Firewall	IP/Domain/MAC/Port/Keyword/URL/Domian name filter,access filter, NAT, DMZ
Dimension	103 x 73.5 x 25.5 (mm)	Security	DDoS prevention, Firewall, Security Encryption
Weight	300 g	Management	WEB(HTTP/HTTPS), CLI(SSH/Telnet), SNMP(v2/v3), TR-069, MQTT, Wlink M2M Platform

• Industrial Cellular Router



R520

BRIEF

R520 is the most popular M2M 4G/3G router because of its various of interface and optional features, WiFi, GPS, not only it can support Dual SIM for failover/backup, but also dual module dual SIM for load balancing.

Standard POE 802.3af technology can be optionally supported in R520.

HIGHLIGHT

- * High data speed via FDD-LTE 4G network, 3G, 2.5G backward compatible
- * Ultra security, VPN: PPTP, L2TP, GRE, IPSec, and OpenVPN
- * Web/CLI/SSH/Management platform support, easy to configure
- * 802.11b/g/n Wi-Fi support, 150Mbps data rate
- * 5xLAN or 4xLAN, 1xWAN
- * PoE 802.3af/at can be customizable (Four ports power supply output, 60W)
- * Dual SIM Dual Module optional for load balancing feature

Hardware		Software	
Cellular	4G/LTE (Cat4/Cat6 Optional), 3G	System	Wlink OS, CPU MIPS32 74K Core 560MHz
WiFi	802.11b/g/n, 150Mbps	Network Protocol	TCP, UDP, Modbus TCP, ICMP, NTP, DDNS, HTTP, HTTPS, TLS 1.2, ARP, PPP, PPPoE, DHCP, VLAN, VRRP, SSH, Telnet, WOL(wake on lan)
Port	4xLAN, 1xWAN/LAN, 1xRS232/485	Routing	Static routes, Dynamic routes (BGP, OSPFv2, RIPv1/v2, NHRP) Routing rules
SIM	1/2 x SIM Slot	VPN Tunneling	PPTP/L2TP/GRE/OpenVPN/DMVPN/IPSec(IKEv1/IKEv2)
Antenna Connector	2xSMA-k for 4G, 1/2x SMA-RP for Wi-Fi	Firewall	IP/Domain/MAC/Port/Keyword/URL/Domian name filter, access filter, NAT, DMZ
Dimension	176 x 105 x 25 (mm)	Security	DDoS prevention, Firewall, Security Encryption
Weight	510g	Management	WEB(HTTP/HTTPS), CLI(SSH/Telnet), SNMP(v2/v3), TR-069, MQTT, Wlink M2M Platform

• Industrial Cellular Router



R210

BRIEF

R210 is the intelligent 4G/3G router offering uninterruptible connection with dual-SIM backup. It is primarily designed for SCADA & Telemetry applications at critical infrastructure like Power and Water Utilities and Oil & Gas. They are also well suited to many other applications where high reliability is required, such as POS, ATM, Lottery and Security.

HIGHLIGHT

- * Industrial robust design, heat endurance and radiation ability
- * 4G Cat4/Cat6/Cat12 Network options
- * Ultra security VPN tunneling
- * Redundant Dual-SIM, 4G MIMO
- * Support DIN-Rail/wall Mount
- * Multiple remote management options
- * 1xLAN/WAN, 1xLAN, 1x Console, 3xI/O, 1xRS232/485

Hardware		Software	
Cellular	4G/LTE (Cat4/Cat6 Optional), 3G	System	Wlink OS, CPU MIPS32 74K Core 560MHz
WiFi	802.11b/g/n	Network Protocol	TCP, UDP, Modbus TCP, ICMP, NTP, DDNS, HTTP, HTTPS, TLS 1.2, ARP, PPP, PPPoE, DHCP, VLAN, VRRP, SSH, Telnet, WOL(wake on lan)
Port	1xLAN, 1xWAN/LAN, 1xRS232/485, 3xIO	Routing	Static routes, Dynamic routes (BGP, OSPFv2, RIPv1/v2, NHRP) Routing rules
SIM	Two SIM slots	VPN Tunneling	PPTP/L2TP/GRE/OpenVPN/DMVPN/IPSec(IKEv1/IKEv2)
Antenna Connector	2xSMA-k for 4G, 1/2x SMA-RP for Wi-Fi	Firewall	IP/Domain/MAC/Port/Keyword/URL/Domian name filter, access filter, NAT, DMZ
Dimension	102mm x 100mm x 42mm	Security	DDoS prevention, Firewall, Security Encryption
Weight	350g	Management	WEB(HTTP/HTTPS), CLI(SSH/Telnet), SNMP(v2/v3), TR-069, MQTT, Wlink M2M Platform

• Industrial Cellular Router



ER120

BRIEF

ER120 is the embedded 4G router designed to operate on small, low-power, Linux-based platforms. It solves critical size, weight, power challenges and can operate reliably in harsh environments. It is the footprint board offering Ethernet ports, serial ports, 4G WAN and WiFi, provide users with stable connection and high data throughput.

HIGHLIGHT

- * High performance
- * Small footprint board and easy to integrate
- * Various of port LAN, WAN, RS232, RS485
- * Security to protect the network and data transmitted over the network
- * Software customisable

Hardware		Software	
Cellular	4G LTE, 3G	System	Wlink OS, MIPS 580MHz CPU, 128Mb Flash, 512Mb DDR2 RAM
WiFi	802.11b/g/n	Network Protocol	TCP, UDP, Modbus TCP, ICMP, NTP, DDNS, HTTP, HTTPS, TLS 1.2, ARP, PPP, PPPoE, DHCP, VLAN, VRRP, SSH, Telnet, WOL(wake on lan)
Port	1xWAN/LAN, 1xLAN, 1xRS232/TTL, 1xRS485	Route	Static routes, Dynamic routes (BGP, OSPFv2, RIPv1/v2, NHRP) Routing rules
SIM	1 x SIM Slot	VPN Tunneling	PPTP/L2TP/GRE/OpenVPN/DMVPN/IPSec(IKEv1/IKEv2)
Antenna Connector	2x SMA-K, 2x SMA-RP	Firewall	IP/Domain/MAC/Port/Keyword/URL/Domain name filter, access filter, NAT, DMZ
Dimension	73.4mm x 42mm x 12mm	Security	DDoS prevention, Firewall, Security Encryption
Weight	30g	Management	WEB(HTTP/HTTPS), CLI(SSH/Telnet), SNMP(v2/v3), TR-069, MQTT

• IoT Router



R320

BRIEF

R320 is the professional IIoT router with 4G LTE module for wireless M2M applications. It is based on high quality module, state-of-the-art CPU processor and offers the users with stable connection and high data throughput over 4G LTE Cat.4 network. It is consisted of rugged housing and various of interfaces including Dual SIM slot, Ethernet 100Mbps, RS232/485 serial and I/O ports.

HIGHLIGHT

- * Design for IoT M2M project
- * 4G Cat4/Cat6/Cat12 Network options
- * Ultra security VPN tunneling
- * Redundant Dual-SIM, 4G MIMO
- * Support DIN-Rail/wall Mount
- * High speed 300Mbps 802.11b/g/n Wi-Fi
- * 1xLAN/WAN, 1xLAN,2xI/O, 1xRS232, 1x485

Hardware		Software	
Cellular	4G/LTE (Cat4/Cat6 Optional), 3G	System	Wlink OS, MIPS 580MHz CPU, 128M Flash, 1Gb RAM
WiFi	802.11b/g/n	Network Protocol	TCP, UDP, Modbus TCP, ICMP, NTP, DDNS, HTTP, HTTPS, TLS 1.2, ARP, PPP, PPPoE, DHCP, VLAN, VRRP, SSH,Telnet,
Port	1xLAN, 1xWAN/LAN, 1xRS232, 1x485, 2xIO	Routing	Static routes, Dynamic routes (OSPFv2, RIPv1/v2) Routing rules
SIM	Two SIM slots	VPN Tunneling	PPTP/L2TP/OpenVPN/IPSec/Zerotier/WireGuard
Antenna Connector	2xSMA-k for 4G, 1/2x SMA-RP for Wi-Fi	Firewall	IP/Domain/MAC/Port/Keyword/URL/Domian name filter,access filter, NAT, DMZ
Dimension	98mm x 98mm x 32mm	Security	DDoS prevention, Firewall, Security Encryption
Weight	310g	Management	WEB(HTTP/HTTPS), SNMP(v2/v3), MQTT

• IoT Router



R522

BRIEF

R522 is the professional Industrial IoT LTE router with 4G LTE module for wireless M2M applications. Together with its robust design and wide supply voltage range, make it be the universal solution for all low-volume M2M/(I)IoT and mobile data applications including metering, traffic systems, transportation and logistics, security, vending machines and facility management.

HIGHLIGHT

- * Design for IoT M2M project
- * 4G Cat4/Cat6/Cat12 Network options
- * Ultra security VPN tunneling
- * Redundant Dual-SIM, 4G MIMO
- * Support DIN-Rail/wall Mount
- * High speed 300Mbps 802.11b/g/n Wi-Fi
- * 4xLAN, 1xWAN,2xI/O, 1xRS232, 1x485

Hardware		Software	
Cellular	4G/LTE (Cat4/Cat6 Optional), 3G	System	Wlink OS, MIPS 580MHz CPU, 128M Flash, 1Gb RAM
WiFi	802.11b/g/n	Network Protocol	TCP, UDP, Modbus TCP, ICMP, NTP, DDNS, HTTP, HTTPS, TLS 1.2, ARP, PPP, PPPoE, DHCP, VLAN, VRRP, SSH, Telnet
Port	4xLAN, 1xWAN/LAN, 1xRS232, 1x485, 2xI/O	Route	Static routes, Dynamic routes (OSPFv2, RIPv1/v2) Routing rules
SIM	Two SIM slots	VPN Tunneling	PPTP/L2TP/OpenVPN/IPSec/Zerotier/WireGuard
Antenna Connector	2xSMA-k for 4G, 1/2x SMA-RP for Wi-Fi	Firewall	IP/Domain/MAC/Port/Keyword/URL/Domain name filter, access filter, NAT, DMZ
Dimension	137mm x 88mm x 27mm	Security	DDoS prevention, Firewall, Security Encryption
Weight	330g	Management	WEB(HTTP/HTTPS), SNMP(v2/v3), MQTT

• OpenWrt Cellular Router



G920

BRIEF

G920 is the internet of things LTE-Advanced router built for professional users based on an industrial design that provides an OpenWrt system. It is operated by a dual-core 880MHz MIPS CPU, offers a flexible interface design with WIFI, USB, serial, Digital I/O, TF storage, GPS and 5-port Gigabit Ethernet. With OpenWRT trunk system, enable G920 perfect compatible OpenWRT third parties software package, meet customer secondary development

HIGHLIGHT

- * High data speed via LTE-A network, 3G, 2.5G backward compatible
- * Strong electromagnetic interference Resistance
- * MIPS Dual-core 880MHz CPU
- * Dual-band 802.1n/ac Wi-Fi support, 1.3Gbps data rate
- * Rich interface for various of IoT field
- * Support DIN-Rail Mounting for industrial
- * Compatible with OpenWrt add-on software package

Hardware		Software	
Cellular	4G/LTE (Cat4/Cat6/Cat12 Optional)	System	OpenWrt
Port	5xGbE, 1xRS232, 1xRS485, 3xI/O, 1xTF, 1xUSB	CPU	MIPS Dual-core 880MHz CPU
SIM	Two SIM slots	Features	Support various of software package based on OpenWrt
Antenna Connector	4x SMA-I, 3x SMA-K	Power Consumption	Running 500mA@+12VDC, Idle 240mA@+12VDC
Power Supply	7.5 ~ 32 VDC	WiFi	802.11b/g/n&ac
Dimension	179 x 124 x 43 (mm)	WiFi Security	WEP, WPA and WPA2 encryption
Weight	600g	WiFi Mode	AP, Client, station, bridge mode support

• OpenWrt Cellular Router



R220

BRIEF

Wlink R220 is the 4G / 3G router with perfect compatible OPENWRT third parties firmware, meet customer secondary development. It is suitable for the users who want a drop-in replacement firmware. Instead of trying to cram every possible feature into one firmware, OpenWrt provides only a minimal firmware with support for add-on packages.

HIGHLIGHT

- * Industrial rugged and compact metal housing
- * High network speed via 4G or 3G mobile network
- * OpenWrt OS for add-on package
- * MT7628 MIPS24K 580MHz Processor
- * Shock and vibration resistant
- * 300Mbps WiFi, 4G MIMO, GPS Optional
- * 1xWAN/LAN, 1x LAN, 1x RS-232, 3x I/O

Hardware		Software	
Cellular	4G/LTE (Cat4/Cat6 Optional), 3G	System	OpenWrt
WiFi	802.11b/g/n	CPU	Media Tek MT7628
Port	1xLAN, 1xWAN/LAN, 1xRS232/485, 3xIO	Features	Support various of software package based on OpenWrt
SIM	Two SIM slots	VPN Tunneling	OpenVPN (OpenWRT-provided)
Antenna Connector	2xSMA-k for 4G, 2x SMA-RP for Wi-Fi	Firewall	Input/output/forwar filter, Source IP address/MAC/Port filter, Custom rules
Dimension	102mm x 100mm x 42mm	Security	WEP, WPA, WPA2, SSL, TLS, Custom Security
Weight	350g	Management	GUI/SSH/Telnet, Custom management

• Outdoor Cellular Router



ODU300 HOUSING

BRIEF

ODU300 is the outdoor waterproof housing designed for Wlink R100/R200/R210 series 4G LTE router. Combining Wlink router with the outdoor housing enable the whole unit can extremely sustain in the harshest outdoor environments for heavy industrial scenarios. The whole unit give you a choice of external high-gain antenna for better performance and strong signal. It is easy to mount the ODU300 housing on a pole or wall and deploy in various of outdoor environments.

HIGHLIGHT

- * IP67 rated Aluminium housing withstands dirt, water and humidity
- * Suitable for R100/R200/R210 Router
- * Sustain in the harshest outdoor environments
- * Optional external high-gain antenna for better performance and strong signal
- * Pole Mounting kits

Hardware		Accessories	
Interface	2x Cellular Antenna, 1xWiFi antenna, 1xEthernet Port	PoE Inject	Input: 100~240VAC 0.8A Output: DC 5V-56V 1.0A 1* RJ45 ---POE 1* RJ45 ---LAN
Connector Type	Cellular, WiFi: N type, M12 RJ45, Power Supply: N type, M16		PoE Splitter
Protection Rate	IP67	Cellular Antenna	N type, 5dBi
Dimension	210mm x 130mm x60mm	WiFi Antenna	N type, 5dBi
Weight	1.55 KG	GPS Antenna	N type, 5dBi
Colour	Silvery grey	Ethernet Cable	One meter (The length can be customized)
Installation	Pole Mounting / Wall Mounting		

• Outdoor Cellular Router



ODU310

BRIEF







ODU310 is a Wlink outdoor 4G router with waterproof housing and providing stable and high-speed cellular network DL up to 300Mbps, bridging Wi-Fi and sharing to Wi-Fi users. It can be mounted directly on exterior walls, chimneys, lightweight poles and used for retrofitting applications such as the replacement of older generation wireless technology.

HIGHLIGHT








- * Outdoor Waterproof Design
- * Embedded with Global Band 4G LTE router board
- * 1/2 x Ethernet port
- * 2.4G & 5G WiFi Hotspot
- * PoE Passive
- * Support external high gain cellular antenna

Hardware		Software	
Cellular	4G LTE CAT 4/6/12/20	System	Wlink OS, CPU ARM Cortex A7 Core 900MHz
WiFi	802.11n/ac	Network Protocol	TCP, UDP, Modbus TCP, ICMP, NTP, DDNS, HTTP, HTTPS, TLS 1.2, ARP, PPP, PPPoE, DHCP, VLAN, VRRP, SSH, Telnet, WOL(wake on lan)
Port	1 x Ethernet Port	Features	Static routes, Dynamic routes (BGP, OSPFv2, RIPv1/v2, NHRP) Routing rules
SIM	One SIM slot	VPN Tunneling	PPTP/L2TP/GRE/OpenVPN/DMVPN/IPSec(IKEv1/IKEv2)
Antenna Connector	2 x N Type, 2 x SMA-RP	Firewall	IP/Domain/MAC/Port/Keyword/URL/Domian name filter, access filter, NAT, DMZ
Dimension	180mm x 150mm x70mm	Security	DDoS prevention, Firewall, Security Encryption
Weight	2.1 KG	Management	WEB(HTTP/HTTPS), CLI(SSH/Telnet), SNMP(v2/v3), TR-069, MQTT, Wlink M2M Platform

• Router Comparison

Specification	R100	R200	R520	R210	G200	G510
Image						
System Firmware	WLINK	WLINK	WLINK	WLINK	WLINK	WLINK
Optional Network Type	4G Cat4 3G 2G	4G Cat4 3G 2G	4G Cat4 3G 2G	4G Cat4 3G 2G	4G Cat4/6/12/20 3G 2G	4G Cat4/6/12 3G 2G
Ethernet Port	10/100M	10/100M	10/100M	10/100M	1000M	1000M
WiFi	-	802.11 b/g/n	802.11 b/g/n	802.11 b/g/n	802.11 b/g/n 802.11 a/c	802.11 b/g/n 802.11 a/c
	-	150Mbps	150Mbps	150/300Mbps	867Mbps	867Mbps
VPN	PPTP/L2TP/GRE/OpenVPN/DMVPN/IPSec(IKEv1/IKEv2)					
Interface	1x LAN 1x RS232/RS485	1x LAN 1x WAN/LAN	1x WAN/LAN 4x LAN 1x RS232	1x LAN 1x WAN/LAN 3x I/O 1x RS232	2x GbE 1x RS232	4x GbE 3x I/O 1x RS232
SIM Slot	One	One	One / Two	Two	One	Two
Active PoE	-	-	Optional	-	-	-
Dimension (mm)	78.5 x 59 x 23.5	103x 73.5x 25.5	176 x 105 x 25	102 x 100 x 42	103 X 73.5 X 25.5	132 x 112 x 44
Unit Weight	150g	300g	510g	350g	320g	400g
Mount Type	Desktop DIN Rail Mount	Desktop Wall Mount DIN Rail Mount	Desktop Wall Mount	Desktop Wall Mount DIN Rail Mount	Desktop Wall Mount DIN Rail Mount	Desktop Wall Mount DIN Rail Mount
GNSS	Optional					
Power Supply	7.5 - 32VDC					
Operation Temperature	- 30 ~ 70 degree					
Storage Temperature	- 40 ~ 85 degree					
Relative Humidity	<95% (non-condensing)					

• Router Comparison

G520	G930	G530	G230	ER120	G920	R220
						
WLINK	WLINK	WLINK	WLINK	WLINK	OpenWrt OS	OpenWrt OS
4G Cat4/6/12 3G 2G	5G SA/NSA 4G Cat4/6/12/20 3G 2G	5G SA/NSA 4G Cat4/6/12/20 3G 2G	5G SA/NSA 4G Cat4/6/12/20 3G 2G	4G Cat4 3G 2G	4G Cat4/6/12 3G 2G	4G Cat4 3G 2G
1000M	1000M	1000M	1000M	10/100M	1000M	10/100M
802.11 b/g/n 802.11 a/c	802.11 b/g/n 802.11 a/c	802.11 b/g/n 802.11 a/c	802.11 b/g/n 802.11 a/c	802.11 b/g/n	802.11 b/g/n 802.11 a/c	802.11 b/g/n
867Mbps	1.2Gbps	583Mbps	583Mbps	150/300Mbps	1.2Gbps	300Mbps
PPTP/L2TP/GRE/OpenVPN/DMVPN/IPSec(IKEv1/IKEv2)						N/A
5x GbE 1x RS232	5x GbE 3x I/O 1x RS232 1xRS485	5x GbE 3x I/O 1x RS232 1xRS485	2x GbE 1x RS232	1x LAN 1x WAN/LAN 1xRS232/TTL 1XRS485	4x GbE 3x I/O 1x RS232 1x USB 1x SD Slot	2x LAN 1x WAN 3x I/O 1x RS232
One / Two	Two	Two	Two	One	Two	Two
-	-	Optional	-	-	-	-
176 x 105 x 25	179 x 124 x 43	132 x 112 x 44	103 x 73.5 x 28	73.4 x 42 x 12	220 x 150 x 45	102 x 100 x 42
510g	610g	400g	320g	30g	600g	350g
Desktop Wall Mount	Desktop Wall Mount DIN Rail Mount	Desktop Wall Mount DIN Rail Mount	Desktop Wall Mount	Embedable	Desktop Wall Mount	Desktop Wall Mount DIN Rail Mount
Optional						
7.5 - 32VDC						
- 30 ~ 70 degree						
- 40 ~ 85 degree						
<95% (non-condensing)						

• Router Application



Energy

Digital Oil Field, Smart Mining, Solar, Smart Grid, Transformer Monitoring, Connectivity for EV Charge Station, Wind Power



Smart City

Traffic, Street lighting, Public Safety & Security, 5G/4G Public hotspot, Environment monitoring, Video Surveillance, Smart Package Locker, Utilities, Wastewater Treatment, Smart Trash Can, Remote control of Golf Irrigation System, Smart Building



Industrial Automation

Remote Telemetry, Tanking Monitoring, Automation, Remote PLC, Remote AMR, Smart Irrigation, Urban Heat supply system, Geological Disaster Monitoring System, Smart Warehouse, Smart Factory



Retail

ATM, POS(Point-of-Sale), Self-service Kiosk, Vending Machine, Lottery Machine, Branch network, Digital Signage, Video Surveillance, failover between WAN&4G/3G



Transportation

Bus WiFi, WiFi on Board, Vehicle video surveillance, Fleet tracking and management, Bus Advertising, Cold Chain Logistic, Highway Monitoring



Healthcare

Mobile Medical Equipment Remote Monitoring, Telemedicine

• Router Use Case

5G Router plays an important role in M2M IoT project

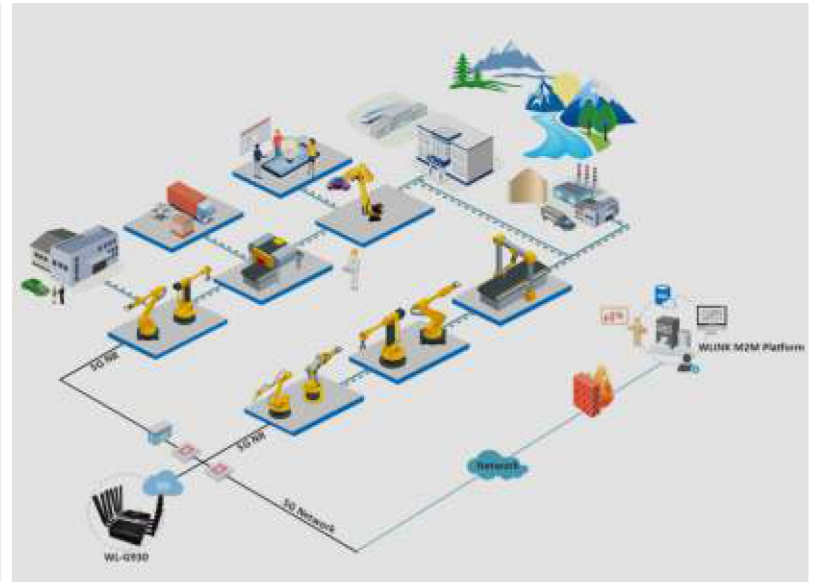
Wlink 5G router provide easy wireless communication for the M2M application including connected vehicles, immersive entertainment, cloud robotics, machine remote control, eHealth, SCADA servers, RTUs, PLCs, remote I/O and other Ethernet and serial connected devices such as security cameras or industrial sensors.



• Router Use Case

Manufacturing

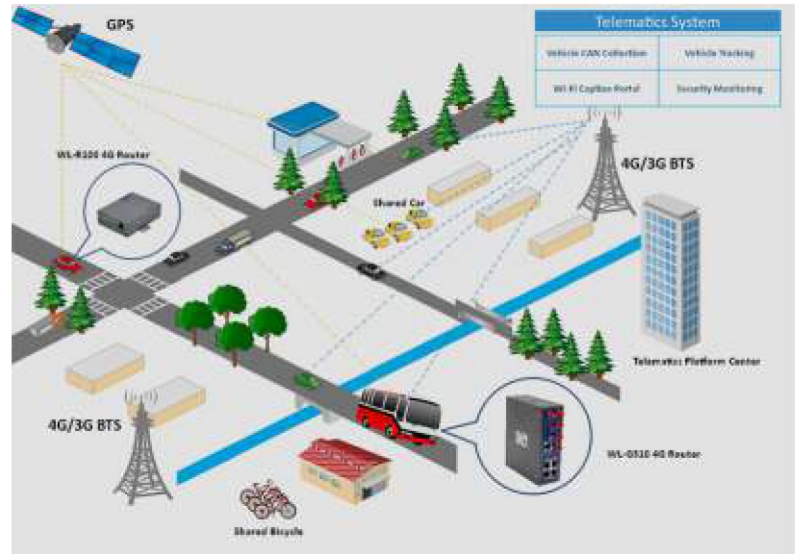
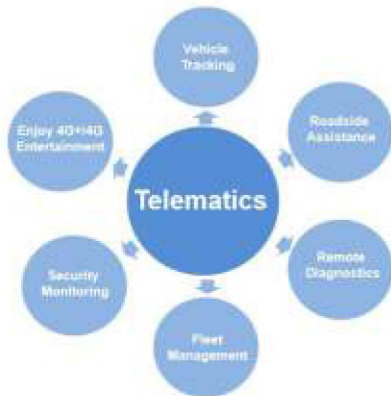
Deploy WLINK 5G routers in future factories to establish high-speed, low delay and stable network connection, and connect robots, machines and sensors to the cloud server to realize real-time monitoring, data analysis and coordination of robots and machines. So as to improve the automation, flexibility and productivity of production, evaluate equipment performance, manage production plan, maintain supply and coordinate all activities of the factory



• Router Use Case

4G Router in Telematics Solution

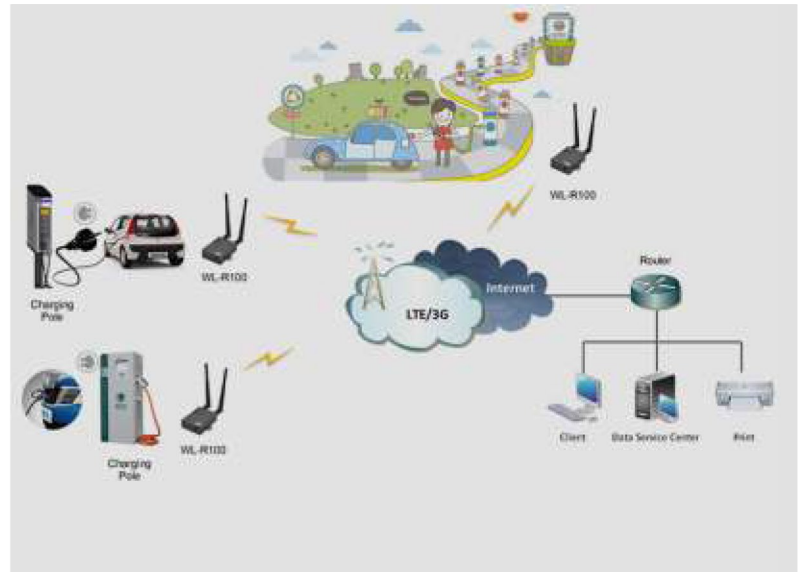
Equipping WLINK cellular router integrated CANBUS port to collect vehicle data, and send vehicle data to the service center for remote monitoring and vehicle diagnosis, and built-in GPS, to be monitoring the location, movements, status and fleet of vehicles, and management, reduce your stress, improve your fleet's performance. In addition to Wi-Fi and cellular networks -- whether 3G, 4G or 5G -- may be used to facilitate communication between vehicle and application or service. Faster wireless networks enable more advanced onboard services such as vehicle firmware updates, and multiuser Wi-Fi hotspots and video for passengers.



• Router Use Case

Charging Station Monitoring

WLINK provides industrial 4G/3G router as a reliable network access to establish a reliable and stable network connection between charging piles and control center. It's easy to monitor each charging pile's running status and guarantee safe and stable operation. Furthermore, the control center can also remotely manage charging pile service such as user authentication, user information transmission and payment procedures via 4G/3G network.



Industrial Serial to IP Cellular Modem

BRIEF

The robust D80/D82/D83 Serial to IP modems (also named DTU) equips with PPP, TCP/IP and DDP protocol, it could convert the serial data (RS232/485/422) into IP data and then transfer to data center through GPRS / 3G / 4G/NB-IoT/CAT-M1 network.

The device will automatically dial and register to 4G/3G network after inserting SIM card and powering up. After connecting to your device via serial port, the data will be sent to your data server via TCP/UDP.

HIGHLIGHT

- * Always online, automatically attaches mobile network or redials when offline
- * Standard PPP, ECM, TCP/UDP, ICMP protocol
- * LED status indication
- * Config Tool for easy configuration
- * Support 7x24 hours operating
- * Centralized management



D80

4G/3G/2G cellular model optional
Single RS232/485 serial port



D82

4G/3G/2G cellular model optional
Dual RS232/485 serial port



D83

NB-IoT/CAT-M1 network for small data
1/2x RS232/485 serial port

Industrial 4G/3G Modem

BRIEF

M100 Series is an industrial 4G/3G modem with RS-232/485 serial port to provide SMS and Dial-up functions over 4G/3G cellular network. All its' housing, electronic components and communication chipset are industrial grade enduring wide temperature range from -30 to +75 degrees. AT command is supported to configure and control the M100 modem.

HIGHLIGHT

- * Industrial design for M2M/IoT field
- * Plug and play solution, easy to use
- * Built-in 4G/3G cellular module, just need a SIM card
- * AT Command Supported
- * Wide power input range 7.5 - 32 VDC
- * Support standard RS232/485 interface



M100



M303


BRIEF

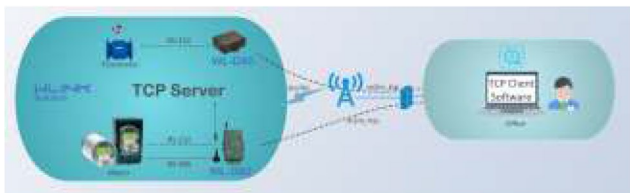
M303 family industrial 3G/4G cellular Modem with USB interface is the modem that provides SMS and dial-up function by 2G/3G/4G Cellular network cater for industrial application requirement. It can utilize the 4G/3G network for convenient and inexpensive data transfer from remote instruments, meters, computers or control systems in packet data.

HIGHLIGHT

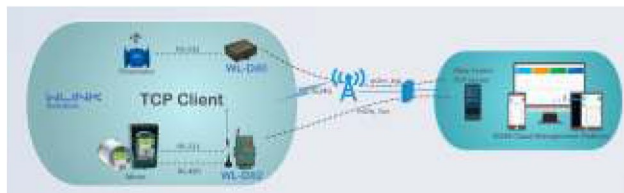
- * Industrial Class Design
- * 4G/3G/2G Network Optional
- * Standard USB 2.0 Interface ESD protection
- * AT Command Supported
- * Flexibility and Convenience
- * Stability and Reliability

Modem comparison

Specification	D80	D82	D83	M100	M303
Image					
Operation System	Convert the serial data into IP data and transfer to data center			Send data by AT command	
Basic Features	4G/3G/2G	4G/3G/2G	NB-IoT/CAT-M1	4G/3G/2G	4G/3G
Network Type	Auto	Auto	Auto	By AT Command	By AT Command
Dial-up mode	✓	✓	✓	✓	✓
SMS				✓	✓
AT Command	✓	✓	✓	✓	✓
TCP/UDP Client					
Interface	1xRS232/RS485	1x RS232 1x RS485	1x RS232/RS485	1xRS232/RS485	1x USB 2.0 1xCON
SIM Slot	One	One	One	One	One
Consumption	Transfer mode: 70mA/12v (Average) Idle mode: 15mA/12V (Max)	Transfer mode: 70mA/12v (Average) Idle mode: 15mA/12V (Max)	Transfer mode: 65mA/12v (Average) Idle mode: 15mA/12V (Max)		
Dimension (mm)	70.5 x 55 x 22	72.2 x 64x 25.5	70.5 x 55 x 22	70.5 x 55 x 22	73 x 64 x 26
Power Supply	5 ~ 32VDC	7.5 ~ 32VDC	5 ~ 32VDC	5 ~ 32VDC	5 ~ 32VDC



TCP server



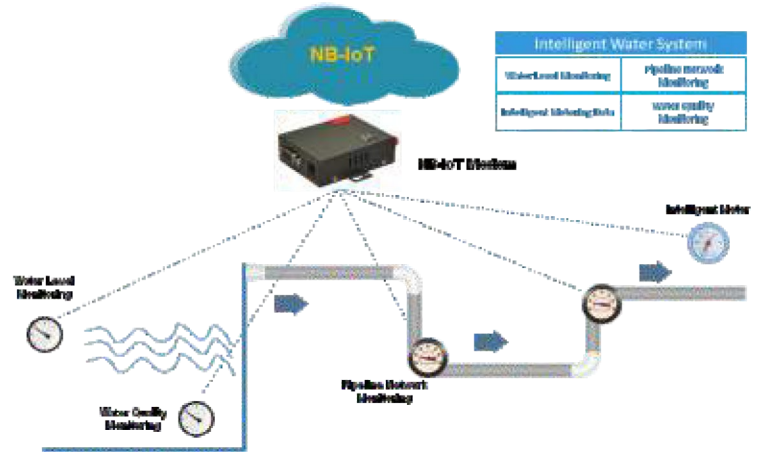
TCP Client

• Modem Use Case

Intelligent Water conservancy

The main role of D80/D82 series NB-IoT modem WLINK provide is as the remote data transmission unit to transmit data real-time and reliably to data server center.

Equipping with WLINK NB-IoT Modem in water pipeline network is able to transmit the data wirelessly, which is an ideal solution to replace with 2G/3G or wired line because of its low power consumption advantage.



• Industrial Cellular RTU Gateway

BRIEF

RTU(Remote Terminal Unit) is a cellular communication device installed at a remote location that collect data, codes the data into format that is transmittable and transmit the data back to a central station or master. it is been developed especially for data collection and data transmission in IoT/M2M application.



RT600

HIGHLIGHT

- * Integrated 4G/3G/2G/NB-IoT/CAT-M1 network
- * 1xRS232, 1xRS485, 2xAI, 2xDI (Dry contact)
- * Programmable for user-defined I/O and Modbus
- * GPS/DB Optional
- * Built-in RTC Clock
- * Data storage optional
- * Managable by Wlink Cloud Platform



RT620


HIGHLIGHT

- * Integrated 4G/3G/2G/NB-IoT/CAT-M1 network
- * 3xRS485, 1xRS232, 12xAI, 12xDI(Dry Contact), 4xDI(Web Contact), 1xWAN, 1xLAN
- * Programmable for user-defined I/O and Modbus
- * Two Relay
- * GPS/DB/GNSS Optional
- * Built-in RTC Clock
- * Support WiFi
- * Data storage optional
- * Managable by Wlink Cloud Platform

• Cellular RTU Gateway

Use Case & Comparison

Features	RT600	RT620
IO Port	2x AI (4~20mA) 2x DI (Dry contact)	12x AI (4~20mA) 4xDI(Web contact) 2x Relay Channels
Serial Port	1x RS485 1x RS232	3x RS485 1x Rs232
Storage	8MB	8GB ~ 128GB
Real Time Clock	Support	Support
Position	GPS/BD optional	GPS/BD optional
Ethernet Port	N/A	1x WAN/LAN, 1xLAN
Wi-Fi	N/A	AP Mode
Gateway	N/A	Support
Module Encryption	N/A	USB extended
Network Type	4G/3G/2G	4G/3G/2G WAN Cable, Fixed IP DHCP, PPPoE
Protocol	Private	Private, MQTT + JSON
Alarm	Private protocol, SMS	Private protocol, MQTT + JSON
Programmable	Support	Support
Configuration	RS-232 + RTU Configuration Tool	WEB
Cloud Platform	Support	Support



Topology Diagram

• Management Platform

The WMMP (WLINK M2M Management Platform) is an industrial-grade centralized management and administration system catering for WLINK series router and modem. Thanks to the system, it enable the operator easy to monitor, configure, upgrade firmware and manage bulk Wlink machine remotely under the web of a private network.

Key Features

- * Device Status Monitoring
- * Parameter Manage
- * Remote Firmware Upgrade
- * Statistics
- * Global Map Track
- * Max support Number of Devices: 10000+ units
- * Management: Web

Installation Hardware Condition










- * Pentium IV or above
- * 1 GHz CPU (1.5 GHz recommended)
- * 1 GB RAM (2 GB recommended)
- * 10 GB disk space
- * 10/100M Network Interface

Installation Software Condition

- * O/S: Windows XP/Windows 7 or above, Linux
- * Apache 8.6.0, MySQL5.7, PHP 5.4 or above Window OS
- * Apache 2.4.37, MySQL 8.0.17, PHP 7.2.11 or above for Linux CentOS8
- * Browser: IE 6.0 or above, Chrome



• Antennas

Wlink Antenna									
	WL-MA003 Mag	WL-MA005 Mag	WL-MA010 Mag	WL-MA5G-3 Mag	WL-RA-M3B	WL-RA-M6B	WL-RA-M6W	WL-RA-M5G-3	WL-NA-M3
Specification									
Type	LTE/UMTS/GSM	LTE/UMTS/GSM	LTE/UMTS/GSM	5G/LTE/UMTS/GSM	LTE/UMTS/GSM	LTE/UMTS/GSM	LTE/UMTS/GSM	5G/LTE/UMTS/GSM	LTE/UMTS/GSM + WiFi
Frequency range (MHz)	698-960/1710-2700MHz	98-960/1710-2700MHz	698-960/1710-2700MHz	600-960/1710-2680/ 3400-3600/4800-4900	824 ~ 960MHz, 1710 ~ 2170MHz	700 ~ 960MHz, 1710~1800MHz 1800 ~ 1990MHz, 1990~2700MHz	700 ~ 960MHz, 1710~1800MHz 1800 ~ 1990MHz, 1990~2700MHz	600-960/1710-2680/ 3400-3600/4800-4900	698-960/1710- 2700MHz
Gain (dBi)	3dBi	5dBi	9dBi	3dBi	3dBi	5dBi	5dBi	3dBi	5dBi
VSWR	<=3	<=2	<=2	<=3	<=2	<=1.5	<=1.5	<=3	<=2
Input Impedance (Ω)	50 ohm	50 ohm	50 ohm	50 ohm	50 ohm	50 ohm	50 ohm	50 ohm	50 ohm
Polarization	Linear\Horizontal	Linear\Horizontal	Vertical	Vertical	Vertical	Vertical	Vertical	Vertical	Vertical
Maximum input power (W)	10W	50W	100W	10W	10w	10w	10w	10w	10w
Lightning protection	DC Ground	DC Ground	DC Ground	DC Ground	DC Ground	DC Ground	DC Ground	DC Ground	DC Ground
Input connector type	SMA Male								
Mechanical Specifications									
Mounting	Screw Thread					Screw			
Dimensions (mm)	29.4 x 205mm	47 x 290mm	62 x 575mm	60 x 201mm	17.5mm+5mm	25mm+165mm	25mm+165mm	19mm+171mm	21mmX180mm
Antenna weight (kg)	51g	91g	265g	75g	14g	18g	18g	14.3g	
Colour	Black	Black	Black	Black	Black	Black	White	Black	Gray
Cable Length	3mts	3mts	3mts	3mts	N/A	N/A	N/A	N/A	N/A
Material of Coaxial Cable	RG-174	RG58U(5m)	RG58U(5m)	Rg178	RG316	RG178	RG178		
Operating temperature (°c)	-40°C ~ +75°C	-40°C ~ +75°C	-40°C ~ +75°C	-30°C ~ +60°C	-40°C ~ +80°C	-40°C ~ +80°C	-40°C ~ +80°C	-40°C ~ +60°C	-40°C ~ +85°C
Recommended Router / Modem	Wlink series router and modem					Wlink series router and modem			WL-ODU300

• Company Environment



• Certificate

