



# mini mic

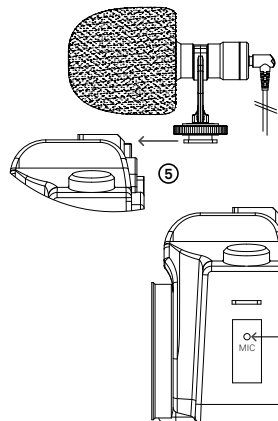
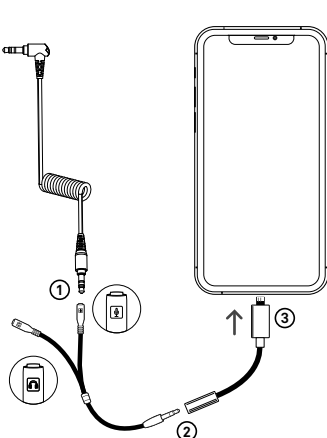
## Quick Start Guide

The Mini Mic's compact size and light-weight aluminum design makes it small and tough. Its thick outdoor windscreen ensures you'll be heard clearly and its plug and play design requires no batteries. With both coiled (TRS) and straight (TRRS) cables included, it can be used with mobile devices, DSLRs, camcorders, audio recorders, PCs and more.

The Mini Mic Kit comes with a shock mount that reduces handling noise, a built-in cold shoe mount, indoor and outdoor windscreens, a Dual Mic /Headphone Splitter and a drawstring bag to store on-the-go.

### Using the Mini Mic with smartphones or tablets with lightning or USB-C only. (no 3.5mm input jack)

1. Plug the coiled (TRS) cable into the MIC end of the Dual Mic/Headphone Splitter
2. Plug the end of the Dual Mic/Headphone Splitter into the end of the Lightning or USB-C Dongle
3. Plug the Lightning or USB-C Dongle into smartphone or tablet

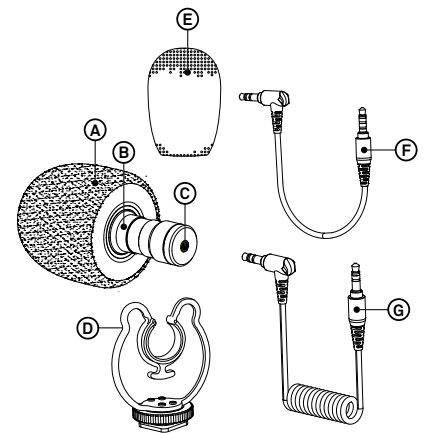


### Using the microphone with cameras, camcorders, audio recorders and other audio/video recording devices

5. Lock the microphone on the camera hot shoe
6. Plug the coiled (TRS) cable into the audio input jack of your device

### What's Included

- a) Outdoor windscreen
- b) Microphone
- c) 3.5mm audio output
- d) Shock mount
- e) Indoor windscreen
- f) Coiled (TRS) audio output cable
- g) Straight (TRRS) audio output cable
- h) Drawstring bag (not shown)



### What's the Difference?



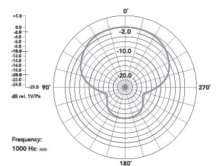
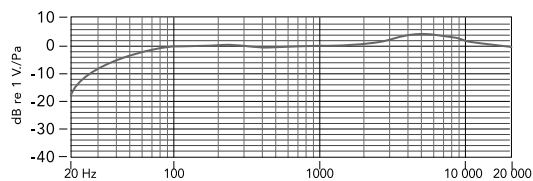
- f) Coiled (TRS) audio output cable for cameras, camcorders, audio recorders and other audio/video recording devices



- g) Straight (TRRS) audio output cable for smartphones, tablets or computers

### Specifications

Transducer:	Electret Condenser
Polar Pattern:	Super-Cardioid
Frequency Response:	35-18KHz +/-3dB.
Sensitivity:	-42dB +/- 1 Db = 1V/Pa, 1KHz.
Signal to Noise Ratio:	76dB SPL.
Plug:	3.5mm TRS & TRRS Connector
Dimension:	Ø21 * 80mm
Net Weight:	86g



Please read the instructions thoroughly before using.

This device meets the safety requirements of all applicable EU-directives.

Electric and electronic appliances including batteries must not be disposed of with domestic waste. The user is legally obliged to return electric and electronic appliances as well as batteries to specially set up public collecting points or the sales outlet once they have reached the end of their service life. Details are regulated by national law.

Please recycle.

Scan the QR code for additional product and support information or visit: <https://padcaster.com/products/padcaster-mini-microphone>

To contact a support representative visit: <https://padcaster.com/pages/contact-support>

