





SLIME TIRE INFLATOR COMPARISON

	Product Name	Part #	CFM @ 0psi	Time to Fill Tire* (min)	Inflate-Right Technology	Light	Gauge Type	psi Range	Run/Cool Time	Hose Length	Valve Connector Type	Power Cord Length	Power Source
	Tire Inflator Jr.	40059	.39 (11 LPM)	12 minutes	No	Yes	Analog (Dial)	0-100	Run 12 min/ Cool 30 min	.5 feet	Twist-On	10 feet	12V Car Accessory Outlet
	Compact 12-Volt Tire Inflator	40060	0.44 (12.5 LPM)	10 minutes	No	Yes	Analog (Dial)	0-100	Run 10 min/ Cool 25 min	1.5 feet	Quick Connect	10 feet	12V Car Accessory Outlet
	12-Volt Standard Tire Inflator	40050	0.49 (13.9 LPM)	8 minutes	No	Yes	Analog (Dial)	0-100	Run 10 min/ Cool 25 min	2 feet	Twist-On	10 feet	12V Car Accessory Outlet
	12-Volt Digital Tire Inflator	40051	0.75 (21 LPM)	6 minutes	Yes	Yes	Digital	0-99	Run 10 min/ Cool 25 min	2 feet	Twist-On	10 feet	12V Car Accessory Outlet
	12-Volt Rugged Tire Inflator	40047	1.04	4 minutes	Yes	Yes	Digital	0-99	Run 10 min/ Cool 25 min	2 feet	Twist-On	10 feet	12V Car Accessory Outlet
	Compact Pro Power Tire Inflator	40030	0.75 (21 LPM)	6 minutes	No	No	Analog (Dial)	0-100	Run 10 min/ Cool 15 min	9 feet (w/green air hose)	Twist-On	8 feet	12V Car Accessory Outlet
	Elite Heavy Duty Tire Inflator	40046	1.16	3 minutes	No	Yes (removable)	Digital	1-150	Run 10 min/ Cool 25 min	19 feet (w/green air hose)	Twist-On	9.5 feet	12V Car Accessory Outlet
	Pro Power Tire Inflator	40031	1.25 (35 LPM)	3 minutes	No	Yes	Analog (Dial)	0-150	Run 10 min/ Cool 25 min	19 feet (w/green air hose)	Twist-On	10 feet	12V Car Accessory Outlet
	Heavy-Duty 2X Tire Inflator	40026	1.9	2 minutes	No	Yes	Analog (Dial)	0-150	Run 10 min/ Cool 25 min	24.5 feet (w/green air hose)	Twist-On	8 feet	Car Battery
	Pro Series Super Duty Tire Inflator	40048	2.5	1.5 minutes	No	Yes (removable)	Analog (Dial)	0-150	Run 10 min/ Cool 15 min	24.5 feet (w/green air hose)	Twist-On	8 feet	Car Battery
	120-Volt Standard Tire Inflator	40029	0.53 (15 LPM)	4 minutes	No	No	Analog (Dial)	0-150	Run 10 min/ Cool 25 min	2.5 feet	Twist-On	N/A	Wall Outlet
	120-Volt Garage Tire Inflator	40045	1.5 (42 LPM)	4 minutes	No	No	Analog (Dial)	0-150	Run 10 min/ Cool 25 min	18 feet (w/green air hose)	Twist-On	5.5 feet	Wall Outlet

	All-Purpose Tire Inflator	40034	.52 tire/1.16 raft	8 minutes	No	Yes	Analog (Dial)	0-100	Run 10 min/ Cool 25 min	2 feet tire/1 foot raft	Quick Connect	10 feet	12V Car Accessory Outlet
	2-in-1 Vacuum Inflator	40058	.58 (16.4 LPM)	6 minutes	Yes	Yes	Digital	0-99	Run 10 min/ Cool 10 min	2 feet tire/2.5 feet vacuum	Twist-On	10 feet	12V Car Accessory Outlet
	Power Sport Tire Inflator	40061	.39 (11 LPM)	12 minutes	No	Yes	Analog (Dial)	0-100	Run 12 min/ Cool 30 min	.5 feet	Twist-On	10 feet	Pre-Wire, Alligator Clips, AC
	Handheld Cordless Tire Inflator	40057	.58 (16.4 LPM)	6 minutes	Yes	No	Digital	0-99	Run 10 min/ Cool 25 min	1 foot	Quick Connect	N/A (Cordless)	Cordless
	Rechargeable All-Purpose Tire Inflator	40028	1.0 (28 LPM)	6 minutes	Yes	Yes	Digital	0-100	Run 10 min/ Cool 25 min	2 feet	Twist-On	10 feet	Cordless
	Foot Pump	2061-A	N/A	N/A	No	No	Analog (Dial)	0-100	N/A	1.5 feet	Quick Connect	N/A	Human Powered
	Hand Pump	2060-A	N/A	N/A	No	No	N/A	N/A	N/A	2 feet	Quick Connect	N/A	Human Powered

*Defined as time to fill a P195/65 R15 car tire from 0psi to 35psi.