

TIRE TACKLE

CONTENTS

PENCIL GAUGE

Check your tire pressure on the go.

VALVE CORE TOOL

Removes both presta and schrader valve cores. Add it to your key chain.

VALVE CORES

Use to remove or insert valve cores into valve stem.

VALVE CAPS

Replace missing or worn caps.

TIRE LEVERS

Use to remove tire from wheel.

METAL SCUFFER

Preps the tube surface for repair.

SKABS

Peel and stick patches.

ITW GLOBAL TIRE REPAIR

125 Venture Drive, Suite 210,
San Luis Obispo, CA 93401 USA

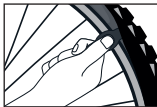
WWW.SLIME.COM

PART#20482

REV091119ART

TIRE TACKLE

TUBE REPAIR INSTRUCTIONS



REMOVE TUBE FROM TIRE

Deflate tire completely and use tire levers to remove tire from rim.



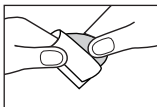
LOCATE PUNCTURE

Remove tube from tire and locate puncture.



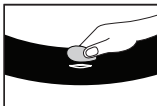
SCUFF AREA

Roughen puncture area with metal scuffer and wipe clean.



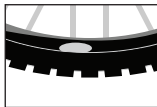
PEEL OFF SKAB BACKING

Do not touch backing or allow the adhesive to become contaminated.



APPLY SKAB

Place patch over puncture and press firmly.



REPLACE TUBE

Insert tube back into tire casing and reinflate tube.