

Can I use a Tekonsha/Curt/Hopkins brake control harness to connect my Tow-Pro™?

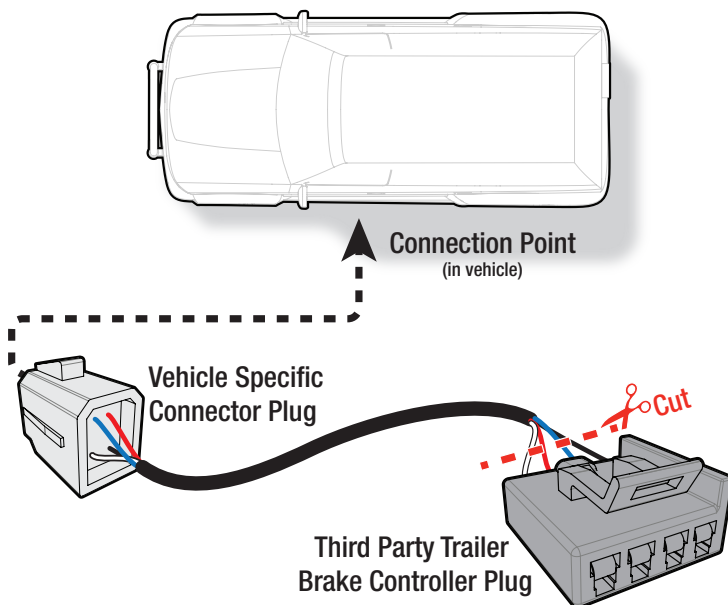
Yes you can!

Start by locating the connection point in the car that the third party harness connects to. The harness should come with instructions to help find this.

Inspect the third party harness, it will have two plugs;

- One plug to connect to the car at the connection point (found in the step above).
- At the opposite end, a plug to suit the third party electric trailer brake controller (Tekonsha/Curt/Hopkins).

Remove (cut off) the plug which would connect to the third party trailer brake controller.

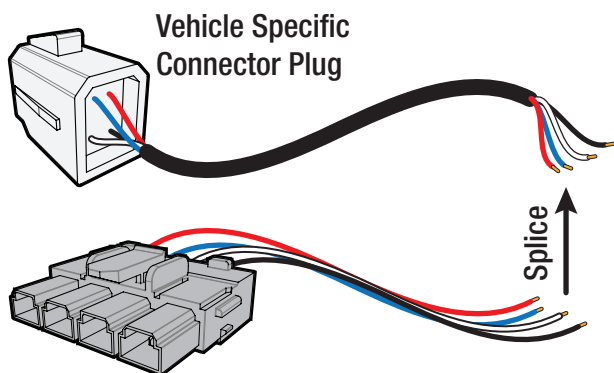


NOTICE

The connectors may look different to the ones shown; Ensure you don't cut off the end which connects to the car!

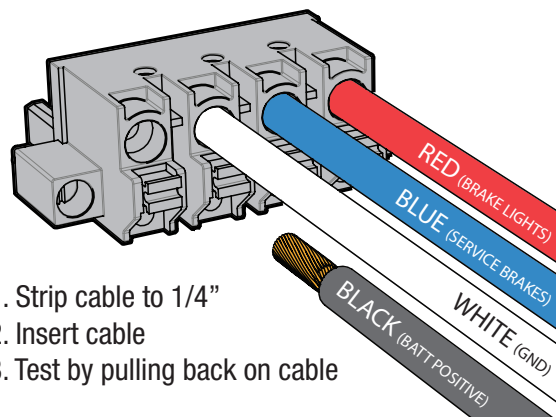
For use with the **Tow-Pro Elite Electric Trailer Brake Controller (EBRH-ACCV2):**

Splice and heat-shrink each wire of the harness supplied with the Tow-Pro Elite onto the same coloured wire on the third party harness (i.e. RED to RED).



For use with the **Tow-Pro Classic Electric Trailer Brake Controller (EBRHV2):**

Strip wires 1/4" from the trimmed end of the third party harness. Insert the stripped wires into rear of the supplied Tow-Pro Classic connector unit as per the Tow-Pro Classic instruction manual (Pages 6 & 7).



1. Strip cable to 1/4"
2. Insert cable
3. Test by pulling back on cable

Plug your new harness into the socket at the rear of the Tow-Pro electric trailer brake controller. Follow the user manual supplied with the Tow-Pro Elite/Classic to complete the remainder of the installation.

Looking for a reseller of these Tekonsha/Curt/Hopkins harnesses? Give eTrailer a go at www.etrailer.com

TECH TIP