

# WINTER WONDERLAND

## 3D CRAFT

### SANTA CLAUS SCENE



#### ITEMS INCLUDED:

- 3 A3 Paper
- 1 Roll of String




#### STEP 1:

Punch out the pieces from the A3 sheets, and start to stick double-sided tape or glue to the flaps.



#### STEP 2:

Use glue or double-sided tape to attach the snowy sky shape to the back inside panel of the hexagonal box.



#### STEP 3:

Attach the sides of the box to the base, but leave the back flap unattached.



#### STEP 4:

Arrange the 3 scenic pieces (two trees and santa) inside the base of the box.



#### STEP 5:

Add string (knot it so it stays in place) through the top point of the Hexagonal box, then attach the back panel to the base and sides.

# WINTER WONDERLAND



## 3D CRAFT

### SNOWMAN SCENE



#### ITEMS INCLUDED:

- 3 A3 Paper
- 1 Roll of String



#### STEP 1:

Punch out the pieces from the A3 sheets, and start to stick double-sided tape or glue to the flaps.

#### STEP 2:

Use glue or double-sided tape to attach the snowy sky shape to the back inside panel of the triangular box.

#### STEP 3:

Attach the sides of the box to the base, but leave the back flap unattached.

#### STEP 4:

Arrange the 3 scenic pieces (two snowy mountains and snowman) inside the base of the box.

#### STEP 5:

Add string (knot it so it stays in place) through the top point of the triangular box, then attach the back panel to the base and sides.

# WINTER WONDERLAND

## 3D CRAFT

### ELF & GNOME



#### ITEMS INCLUDED:

- 3 A3 Paper
- 1 Roll of String




#### STEP 1:

Punch out the pieces from the A3 sheets and start to stick double-sided tape or glue to the flaps.



#### STEP 2:

Fold the inner triangle with the legs and attach it with glue or double-sided tape.



#### STEP 3:

Fold the outer triangle with its head and attach it with glue or double-sided tape.



#### STEP 4:

Thread the string through the point of the smaller triangle (with the legs) Knot the string to keep it in place.



#### STEP 5:

Thread the same string through the point of the outer triangle, and hang it onto your Christmas tree.