

# SARAH ELLISON.



## ZEPHYR SOFA

### Assembly

No assembly required.

### Warranty

We offer a 2 year upholstered product warranty against defects. This does not cover general wear and tear, or accidental breakage post-delivery.

### Construction

Combination of metal and timber frame with foam, feather and fibre filled seat, back and scatter cushions. Solid oak legs fixed to a metal plate.

### Seat Softness



### Armchair Dimensions (mm)

Overall: 850 W x 925 D x 800 H

Arm Height: 680 H

Seat Height: 485 H

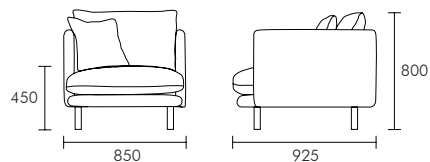
Seat Depth: 620 D

Leg Height: 180 H

Weight: 27kg

Boxed Dimensions:

Carton 1: 840 W x 910 D x 560 H



### 2.5 Seater Dimensions (mm)

Overall: 1800 W x 925 D x 800 H

Arm Height: 680 H

Seat Height: 485 H

Seat Depth: 620 D

Leg Height: 180 H

Weight: 50 kg

Boxed Dimensions:

Carton 1: 1820 W x 910 D x 560 H



Please note all dimensions are approximate.


# SARAH ELLISON.

## ZEPHYR SOFA

### 3.5 Seater Dimensions (mm)

Overall: 2400 W x 925 D x 800 H  
Arm Height: 680 H  
Seat Height: 485 H  
Seat Depth: 620 D  
Leg Height: 180 H  
Weight: 65 kg

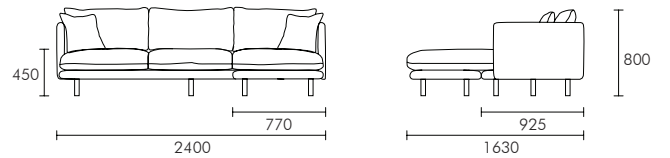
Boxed Dimensions:  
Carton 1: 2415 W x 910 D x 560 H



### 2.5 + Flip Chaise Dimensions (mm)

Overall: 2400 W x 1630 D x 800 H  
Arm Height: 680 H  
Seat Height: 485 H  
Seat Depth: 620 D  
Leg Height: 180 H  
Weight: 77 kg

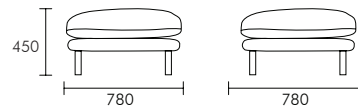
Boxed Dimensions:  
Carton 1: 2450 W x 1000 D x 550 H



### Ottoman Dimensions (mm)

Overall: 780 W x 780 D x 450 H  
Arm Height: 680 H  
Seat Height: 485 H  
Seat Depth: 620 D  
Leg Height: 180 H  
Weight: 12 kg

Boxed Dimensions:  
Carton 1: 840 W x 840 D x 320 H



Please note all dimensions are approximate.