

NURXSH



LYFT

User manual 2.0

7 Function Anti Aging and Skin Rejuvenation Device

Safe for all skin types

- Reduces fine lines and wrinkles
- Improves skin tone and texture
- Tightens skin
- Balances out uneven skin pigmentation and redness
- Reduces face puffiness
- Minimizes pore size and acne breakouts
- Lessens the appearance of scars

Specification

Weight: 195g

Size: Heigh: 55mm | Lenght: 185mm | Width 55mm

Working Environment: 5-40°C

Power Supply:

Input: AC100-240V 50/60HZ ; Output: DC5V 1A

Li-ion Battery Volume: 1100 mAh

Suggested Charging Time: About 3 hours

Electrical Safety: Power supply is classified as Class II-double insulation.

Product infromation

Model/Name: 7 in 1 Ultra Renew Plus System

Nano Photon Wavelength:

Red LED: 625 ± 3nm


Green LED: 525 ± 3nm

Blue LED: 465 ± 3nm

Yellow LED: 465 ± 3nm

How to Use Your Device

- 1** Hold down the power button for 3 seconds to power on the device
- 2** Choose your treatment function (Refer to the Quick Start Guide on how to choose the correct function)
- 3** When your treatment ends, power off the device by holding the power button down for 3 seconds



★ **PRO TIP:** When using, do not have your device plugged into the power outlet as you want to be able to freely move the device around your face and body.





Important Safety Notice



Do not open or disassemble the device yourself.



Keep the device away from children.




Keep the device away from fire or flames.



Do not use it or near water. Please store it in a dry place.



Dropping the device may break it.



Unplug after use.

CAUTION

Do not use on open sores, wounds or infected area. Please consult your doctor if you have any concerns about your skin conditions.

7 in 1 LYFT

Thank you for purchasing LYFT by Nurysh

Our skin care system is the only scientifically proven home device that generates a real change starting from within. Treatments will tighten the skin of your face, reduce fine lines and wrinkles and leave your skin radiant, more youthful and glowing.

Powered by the revolutionary and patented BIOWAVE technology, LYFT focuses four low power beams deep into the dermis. The BIOWAVE power stimulates dermal activity, the tightening of collagen fibers and increases new collagen production.

The skin becomes tighter, more supple, with significant reduction of fine lines and wrinkles. In short, it effectively reverses the signs of aging, and it works for all skin types and colors.

- The best alternative to face-lift surgery, botox and other professional procedures.
- Painless, safe and pleasant, offering an enjoyable self-treatment at home.
- Scientifically and clinically proven to produce real, measurable and long-lasting results.

Parts Diagram

3 M HZ Ultrasonic / EMS / ION (GALVANIC)
Micro-wave massage
Made of high quality stainless steel



1. Machine (figure 1)
2. Adaptor (figure 2)
3. Manual (figure 3)
4. Goggles (figure 4)
5. Gift box (figure 5)
6. Protect Cap (figure 6)
7. Base Support (figure 7)

Bio-wave lights:

Red LED: $625 \pm 3\text{nm}$
Blue LED: $465 \pm 3\text{nm}$
Green LED: $525 \pm 3\text{nm}$
Yellow LED: $592 \pm 3\text{nm}$



Function

LCD Display (Generation III)

Button

figure 7.



figure 2.

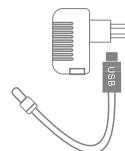


figure 3.



figure 4.



figure 5.



figure 6.



LYFT Treatment Functions

Treatment 1: Cleanser

Turn the device on by holding down the power button for 3-5 seconds. Press the Cleanse button once (for a quick cleanse) or twice for Deep Cleanse (for deeper penetrating cleanse). Apply a small amount of cleanser to the face and massage the skin with the device for 5 to 10 minutes, moving the device gently around the face. Clean the probe with a damp cloth after use. (This device is not waterproof, so be careful not to use too much water.)

Treatment 2: Nutrition

Turn the device on by holding the power button down for 3-5 seconds. Press the Nutrition button once (for a quick treatment) or twice for Nutrition Plus (for a longer treatment). For this treatment, apply a water based cosmetic product such as a toner or light anti aging serum. Slowly move the device around the face, spending 10-15 seconds on each treatment area. Clean the probe with a damp cloth after use. (This device is not waterproof, so be careful not to use too much water.)

Treatment 3: Photo Rejuvenation Therapy

Turn the device on by holding the power button down for 3-5 seconds. Press the Whiten/Anti-aging button. The Anti-aging light illuminates for 5 minutes, and alternates to the yellow light for 5 minutes. Move the probe around the face gently, spending 10-15 seconds on each area of the skin. The red and yellow light will work to lighten dark marks and proliferate collagen and elastin.

Alternatively, turn the device on by holding the power button down for 3-5 seconds. Press the Anti-acne button. The blue light illuminates for 5 minutes, and alternates to the green light for 5 minutes. Move the probe around the face gently, spending 10-15 seconds on each area of the skin. This treatment is especially effective for acne prone skin. Clean the probe with a damp cloth after use. (This device is not waterproof, so be careful not to use too much water.)

Treatment 4: Face Lifting and Massage

Turn the device on by holding the power button down for 3-5 seconds. Press the Face Lifting (massage) button. Move the probe around the face, spending 10-15 seconds per area. (TIP: To aid in probe movement, apply a dry oil such as macadamia, jojoba, or fractionated coconut oil to the treatment area OR spritz the skin with water or toner prior to performing the treatment.) This treatment will last 15 minutes and is designed to lift and slim the face. Clean the probe with a damp cloth after use. (This device is not waterproof, so be careful not to use too much water.)

LYFT 2.0 Multi Function Treatment Modes

With LYFT 2.0, you can combine many of LYFT's functions into one treatment. The following functions can be combined into one treatment:

- Deep Cleanse + Face Lifting
- Nutrition + Face Lifting
- Nutrition Plus + Face Lifting
- Nutrition Plus + Anti-Aging
- Anti-Aging + Face Lifting
- Anti-Acne + Face Lifting

ULTIMATE TREATMENTS:

- Nutrition Plus + Anti-Aging + Face Lifting
- Nutrition Plus + Anti-Acne + Face Lifting



Use Goggles when LED lights are in use!

What you may experience

As a natural result of treatment, skin redness (erythema) and minor skin swelling (edema) may appear in the treated areas. Both the redness and swelling will disappear shortly after the treatment.

Following the treatments, the result will be a visible improvement in the elasticity and texture of the skin, making it smoother.

In a clinical study, scientific measurements showed a reduction of 30% in fine lines and 16% reduction in wrinkles within three and a half weeks. Overall skin texture was greatly improved. Results vary between people, depending on individual skin characteristics.

Care and Maintenance

- Disconnect the instrument from the power supply before cleaning it.
- Make sure the unit is powered off prior to cleaning.
- Keep the instrument dry & clean.
- Store the device in a cool, dry place.

**A detailed instructional video outlining
the operation of your device can be found at:**

WWW.NURYSH.COM

NUŘYŠH.COM

NURYSH

LYFT

Upgrade your beauty regimen with a workout for your face, all in the palm of your hand. This hand-held beauty device helps to revive and revitalize skin in minutes.

LYFT is a beauty device for the overall improvement in the look and feel of your skin. The 3 MHz wave technology helps improve targeted areas revealing a firmer skin appearance. After just a few treatments a noticeable difference may be seen in your skin's tone, texture and firmness. LYFT will keep your skin looking rested and radiant.

LYFT is your best friend for firm, smooth, beautiful skin. The LYFT facial treatment device is recommended for all skin types, and has shown remarkable results for those with skin problems. The LYFT device works deeply into the skin, allowing for deeper cleaning.

LYFT is also recommended for those seeking anti-aging benefits because of the fantastic lifting properties associated with the device technology.

LYFT...To a more youthful looking and toned face.



X001CIWH6F



Made in P.R.C

