

Newman Medical

Employee Owned & Operated

simple ABI with CUFF:LINK™


Diagnose Arterial Disease

Easy & Efficient workflow

Meets CMS Guidelines for Reimbursement

Multiple System Options

Diagnosing Vascular Disease for over 30 years



Simple | Intuitive | Effective

Reimbursable systems for the Diagnosis of PAD

Financially beneficial in any healthcare model

ABI AND VASCULAR TESTING MADE SIMPLE

simpleABI Systems from Newman Medical make vascular testing simple and accurate. The familiar interface of a PC coupled with the automation of the simpleABI with Cuff-link make accurate testing fast and easy - even for those with little or no experience. Dual ankle pressures are taken with a sensitive Doppler – the required “gold standard” for vascular diagnosis.

simpleABI systems lead you through the exam by observing the report coming together on the screen – no memorization of complex menus or protocols. The Cuff-Link automates the selection of the cuffs to reduce errors and time - no moving tubes between cuffs during the exam. Simple push button remote captures pressures and waveforms to accurately diagnose Peripheral Arterial Disease according to CMS requirements.

**Advanced
Systems**

ABI-600CL

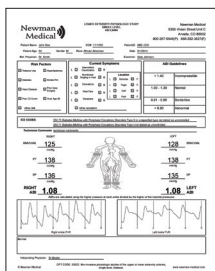
ALL STUDIES

Cuff-link™ System - 93922, 93923, & 93924 -
Automated System for ABI, TBI, Segmental,
& Stress Studies

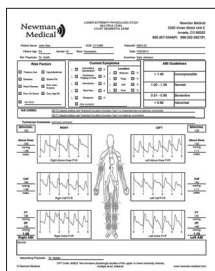
ABI-500CL

SEGMENTAL STUDIES

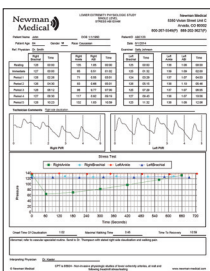
Cuff-link™ System - 93922 & 93923 -
Automated System for ABI, TBI,
& Segmental Studies



**Single
Level**



**Multi
Level**



**ABI
Stress**



**Make ABI
as simple as**



'Push button simplicity!' Cuff-Link remote



Made in the U.S.A.



Experienced Customer Service

Fast & Accurate



**Single
Level
Systems**

ABI-450CL

ABI STRESS STUDIES

Cuff-link™ System - 93922 & 93924 -
Automated System for basic ABI, TBI,
& Stress Studies



**Single
Level
Systems**

ABI-400CL

BASIC ABI STUDIES

Cuff-link™ System - 93922 -
Automated System for basic ABI
& TBI Studies



ABI-300

MANUAL ABI STUDIES

simpleABI™ System - 93922 -
Manual System for basic
ABI Studies

CPT CODE*	AVERAGE REIMBURSEMENT (2015)	TEST	RESULTS	APPROPRIATE SIMPLE ABI SYSTEMS
93922	\$92	Bilateral single level ABI + Waveforms	Determine if PAD is present	300, 400CL, 450CL, 500CL, 600CL
93923	\$142	Segmental – 3 or more levels	Locate region of occlusion	500CL, 600CL
93924	\$178	ABI Stress –ABI and waveforms at rest and after treadmill stress testing	Used when resting ABI is equivocal	450CL, 600CL

*Current Procedural Terminology (CPT®) copyright 2013 American Medical Association. All Rights Reserved. CPT is a registered trademark of the American Medical Association.

Newman  Medical

Employee Owned & Operated

simpleABI 
with CUFF=LINK=

It's Good Medicine

Undiagnosed PAD carries a 25% chance of heart attack, stroke, amputation, or death in 5 years!



PAD IS A SERIOUS AND UNDER DIAGNOSED DISEASE

- PAD affects ~20% of patients over the age of 65
- Many ignore PAD, thinking it's arthritis or just getting old
- Most patients with PAD are asymptomatic
- Smokers, diabetics, those with coronary or carotid atherosclerosis are high risk

IMPROVE YOUR PATIENT OUTCOMES

By diagnosing PAD for your patients you may:

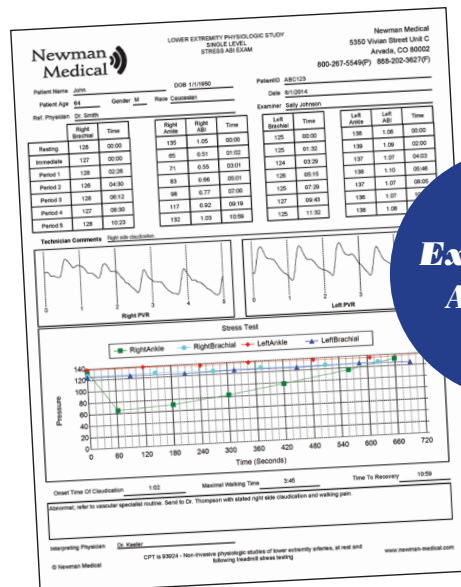
- Reduce their risk of mortality by **3X!**
- Reduce their risk of mortality from heart attack, or stroke by **6X!**

PAD IS SERIOUS AND COSTLY

- 1 in 4 of your patients with PAD will suffer a heart attack, stroke, amputation, or death in the next 5 years
- The average cost (2008) for initial treatment and one year follow-up after a PAD intervention was \$50,110

YOU CAN CHANGE THESE OUTCOMES - IT'S TIME TO TEST FOR PAD - WE MAKE IT EASY

- In-office demos and in-service available
- Experienced customer support with years of vascular knowledge
- On-line training videos available
- Upgrades add more tests to basic ABI: TBI, Segmental, ABI Stress
- Perform modern, efficient PVR based segmental tests in just minutes
- Color coded hoses and automated cuff selector save time, reduce errors



Scan Me

to view our line of ABI Systems



Automated stress system – ABI 600CL Auto cuff select, auto inflate, auto calculate

simpleABI systems come with appropriate hardware and cuffs for testing. Please call or see system Fact Sheets for exact specifications.

800-267-5549 | info@newman-medical.com