





	Ref	Description	Dimensions	Packaging
	5045	MAX Non-Adhesive Pad Dressing	4.5" x 4.5" (11 cm x 11 cm) Pad	10 Per Box 2 Boxes Per Case
	1045	MAX Silver Non-Adhesive Pad Dressing	4" x 4" (10 cm x 10 cm) Pad	8 Per Box 2 Boxes Per Case
	5088	MAX Non-Adhesive Pad Dressing	8" x 8" (20 cm x 20 cm) Pad	5 Per Box 2 Boxes Per Case
	1088	MAX Silver Non-Adhesive Pad Dressing	8" x 8" (20 cm x 20 cm) Pad	5 Per Box 2 Boxes Per Case

PolyMem Wound Care Dressings Are Latex Free

The Proven Extra-Absorbent Multifunctional Dressing

INDICATIONS FOR USE

- Pressure Ulcers (Stages I - IV)
- Venous Ulcers
- Acute Wounds
- Leg Ulcers
- Donor and Graft Sites
- Skin Tears
- Diabetic Ulcers
- Dermatologic Disorders
- 1st & 2nd Degree Burns
- Surgical Wounds
- Full- and Partial-Thickness Wounds

Available through most major medical supply distributors or direct from Ferris Mfg. Corp.

This document is meant for general informational purposes only. See individual product literature for specific indication and instructions for use. We strongly recommend that you consult your payer organization with regard to its reimbursement policies.

1. Beitz AJ, Newman A, Kahn AR, Ruggles T, Eikmejer L. A polymeric membrane dressing with antinociceptive properties: analysis with a rodent stab wound secondary hyperalgesia; The Journal of Pain. February, 2004; 5(1):38-47.
2. Sessions RC. Evidence for a drug-free dressing's ability to decrease wound pain. 23rd Annual Clinical Symposium on Advances in Skin & Wound Care. October 26 - 30, 2008. Las Vegas, NV USA.
3. Benskin L. Dramatic Pain Relief through the use of Polymeric Membrane Dressings (with and without silver) on a deep axillary wound. 19th Annual SAWC, San Antonio TX. April 30-May 3, 2006. Poster #25.
4. Kim YK, Less SW, Hong SH. The effects of PolyMem on the wound healing. Journal of Korean Society of Plastic and Reconstructive Surgery. 1999; 109:1165-72.
5. Burd A, Kwok CH, Hung SC, Chan HS, Gu H, Lam WK. A comparative study of the cytotoxicity of silver-based dressings in monolayer cell, tissue explant, and animal models. Wound Repair and Regeneration. 2007;15:94-104.

*Organisms tested included Klebsiella pneumoniae (ATCC# 4352), Pseudomonas aeruginosa (ATCC# 9027), Enterococcus faecalis (VRE) (ATCC# 51575), Candida albicans (ATCC# 10231), Staphylococcus aureus (MRSA) (ATCC# 33591) and Staphylococcus aureus (ATCC#6538). The organisms chosen demonstrate the antimicrobial actions of the silver formulation on relevant, representative organisms.

This document is meant for general informational purposes only. See individual product literature for specific indication and instructions for use.

PolyMem, PolyMem Silver, PolyMem Wic, Wic, PolyMem Wic Silver, PolyMem Wic Silver Rope, PolyMem Max, Max, PolyMem Max Silver, Shapes, Shapes by PolyMem, The Shape of Healing, The Pink Dressing, SportsWrap, SportsWrapST, More Healing • Less Pain, Interlocking circles design, PolyMem For Sports, Not too Loose... Not too Tight... Just Right!, Ferris and FMC Ferris and design are marks owned by or licensed to Ferris. The marks may be registered or pending in the US Patent and Trademark Office and in other countries. Other marks are the property of their respective owners.
© 2011 Ferris Mfg. Corp. MKL-108,REV-4,0611

♻️ 30% post-consumer material






PolyMem's patented formulation with 60 percent more absorptive capabilities.

PolyMem Max® and PolyMem Max Silver® belong to an innovative class of adaptable wound care dressings. PolyMem dressings effectively cleanse, fill, absorb and moisten wounds throughout the healing continuum. No other single dressing combines these four key wound healing capabilities like the PolyMem formulation dressings.

PolyMem Max and PolyMem Max Silver are specially made for wounds with heavier drainage or when longer wear time is desired.



Thicker membrane makes PolyMem Max 60% more absorptive

POLYMEM AND PAIN RELIEF

The family of PolyMem dressings help relieve wound pain, inflammation, bruising and edema.^{1,2,3,4} The dressings also help reduce the spread of inflammation into surrounding uninjured tissues without interfering with the robust localized inflammatory response required for healing.^{1,2}

POLYMEM SILVER FORMULATION

PolyMem Max Silver has small particle silver added to the PolyMem formulation. When you use PolyMem Silver formulation on a wound, moisture and fluids in the wound bed are absorbed into the dressing, releasing silver ions, which protect the dressing from microbial contamination. PolyMem Silver dressings are the most absorptive of the silver containing dressings while also helping to reduce the risk of damaging healthy cells within the wound.⁵ In tests for antimicrobial effectiveness using in vitro testing methods, PolyMem Silver formulation dressings killed at least 99.9% of the entire population of each organism tested.* The bacteria and fungi tested are representative of organisms found in clinical settings.

PolyMem Max and PolyMem Max Silver can effectively replace most common categories of dressings, such as:

- TRADITIONAL FOAM & SILICONE DRESSINGS
- HYDROCOLLOIDS
- HYDROGELS
- GAUZE
- ALGINATES

HOW IT WORKS

PolyMem Max and PolyMem Max Silver contain a mild, nonionic, nontoxic, tissue-friendly cleansing agent that helps maintain a clean wound bed by loosening necrotic tissue, slough and other debris. The hydrophilic polyurethane membrane matrix, containing a superabsorbent starch copolymer, draws fluid and debris from the wound bed and swells into a non-adherent gel, which helps reduce the risk of maceration. Additionally, glycerol (also known as glycerin) helps to ensure non-adherence to the wound bed so that the dressing can be removed without disturbing the healing tissues. Glycerol also helps to control odor while softening non-viable tissue. The membrane is covered by a semipermeable continuous film backing that is optimized for oxygen and moisture vapor permeability and as a barrier to liquids.

POLYMEM MAX AND POLYMEM MAX SILVER CONFIGURATIONS

PolyMem Max is available in 4.5" x 4.5" and 8" x 8" pads and PolyMem Max Silver is available in 4" x 4" and 8" x 8" pads. PolyMem Max Silver has small particle silver added to the PolyMem formulation.

PolyMem Max and PolyMem Max Silver are designed to function as primary and/or secondary dressings. Therefore, this configuration comes with a thin film backing found on other PolyMem dressings.

You can use PolyMem Wic, PolyMem Wic Silver, or PolyMem Wic Silver Rope as a primary dressing for cavity wounds with PolyMem Max or PolyMem Max Silver as the secondary dressing for added absorption capabilities.



POLYMEM MAX BENEFITS

SUPER ABSORBENT

- 60% more absorbent than standard thickness PolyMem dressings
- Holds up to 10 times its own weight
- Quickly absorbs moisture and wound fluid
- Locks wound fluid inside the dressing, in a gel form, helping to reduce risk of maceration
- Saves time and money by reducing the number of dressing changes and extending the time between dressing changes

FLEXIBLE

- Soft and pliable, conforming to wound shape

NON-ADHERENT

- Will not stick to the wound bed
- Maintains integrity of healing tissue
- Will not dehydrate the wound bed

FUNCTIONAL

- Automatically donates moisture or absorbs exudate, depending on the condition of wound bed and fluid level in the dressing
- Clinicians can add sterile water or saline to make the dressing a faster moisture donor, or can allow the dressing to draw fluid to the site as it absorbs fluid into the dressing
- Helps relieve wound pain, inflammation, edema and bruising while improving comfort

CONTINUOUS CLEANSING

- Reduces need to cleanse wound bed during dressing changes
- Reduces disruption of newly forming tissues often caused by manual cleansing
- Saves clinician time usually necessary for dressing changes