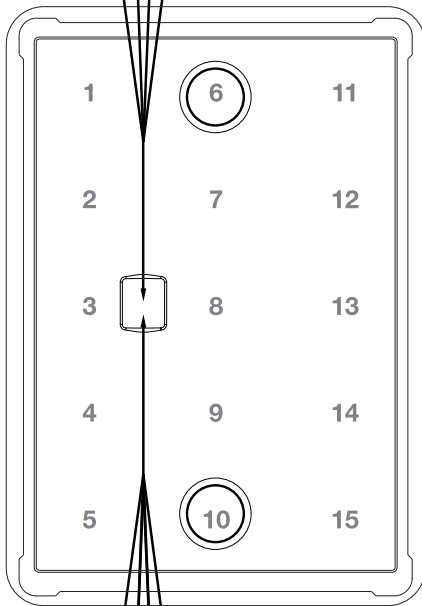
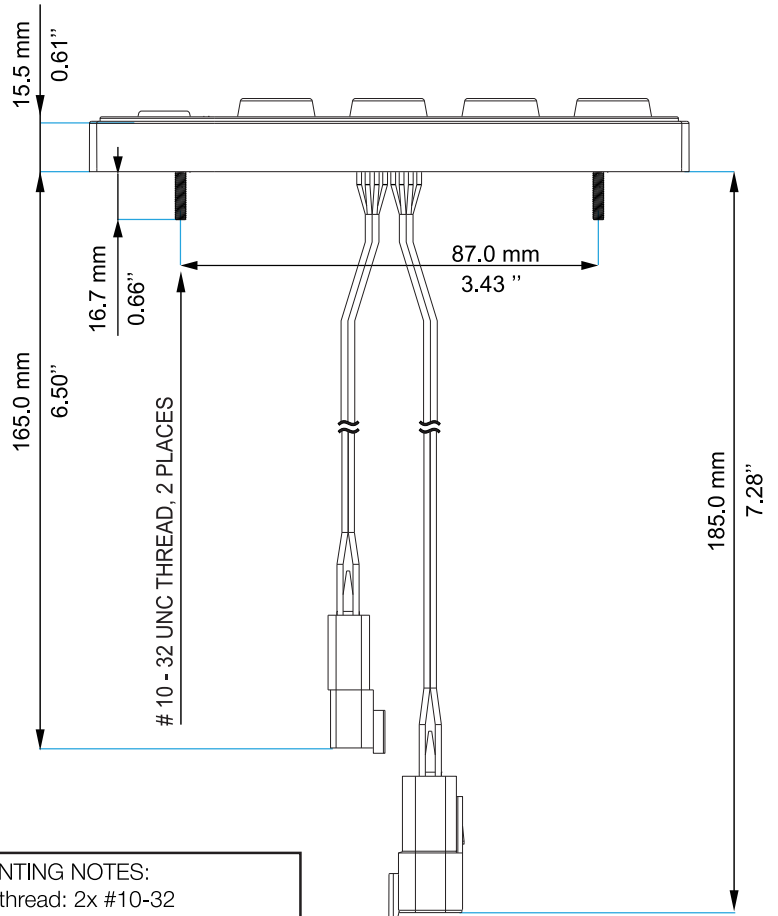


BLUE=CAN LOW
WHITE=CAN HIGH
RED=POWER
BLACK=GROUND




RED=POWER +5V
YELLOW=INO
BLUE=IN1
BLACK=GROUND
GREEN=IN3
GREY=IN2



MOUNTING NOTES:
Nuts thread: 2x #10-32
Maximum torque: 1,8Nm - 16lbf-in

All connection wires are the same length



WIRE SIDE

CONNECTOR STANDARD PINOUT

PIN	COLOUR	FUNCTION
1	Blue	CAN L
2	White	CAN H
3	Black	Negative battery
4	Red	Vbatt. (12-24V)

The one illustrated above is the standard pinout; however, some keypads may be supplied with alternative pinouts or connectors.



WIRE SIDE

PIN	COLOUR	FUNCTION
1	Red	Power +5V
2	Yellow	INO
3	Blue	IN1
4	Grey	IN2
5	Green	IN3
6	Black	GND

The one illustrated above is the standard pinout; however, some keypads may be supplied with alternative pinouts or connectors.