


# SUEDE

## Soft Hues



# SUEDE Soft Hues

**Dancing Disks** quilt by Heidi Pridemore featuring the *Suede Soft Hues* collection by P&B Textiles

Quilt Size: 51" x 60"

## Yardage

Fabric A	SUES 299 B	Sky Blue	1/3 yard
Fabric B	SUES 299 T	Robins Egg	1/4 yard
Fabric C	SUES 299 BV	Blueberry	1/3 yard
Fabric D	SUES 299 L	Lilac	1/4 yard
Fabric E	SUES 299 V	Violet	1/4 yard
Fabric F	SUES 299 Y	Yellow	3/8 yard
Fabric G	SUES 299 LO	Orange	1/4 yard
Fabric H	SUES 299 P	Pink	2/3 yard
Fabric I	SUES 299 M	Teal	1/4 yard
Fabric J	SUES 299 G	Green	1/4 yard
Fabric K	SUES 299 GG	Lime	1/4 yard
Fabric L	CNSE W	Solid White	1 3/4 yards
Backing	any SUES fabric		3 1/2 yard
Fusible Web			3 yards

## Cutting

All strips are cut across the width of the (WOF) fabric.

### Sky Blue (A):

- (4) 2" x width of fabric (WOF) strips.

### Robins Egg (B):

- See instructions to cut (6) 6" circles.

### Blueberry (C):

- (4) 2" x WOF strips.

### Lilac (D):

- (1) 6 1/2" x WOF strip; cut into (5) 6 1/2" squares.

### Violet (E)

- (1) 6 1/2" x WOF strip; cut into (5) 6 1/2" squares.

### Yellow (F):

- (2) 3 1/2" x WOF strips.
- See instructions to cut (11) 3" circles.

### Orange (G):

- (2) 3 1/2" x WOF strips.

### Pink (H):

- (6) 2 1/2" x WOF strips for the binding
- See instructions to cut (10) 3" circles.

### Teal (I):

- See instructions to cut (6) 6" circles.

### Green (J):

- See instructions to cut (6) 6" circles.

### Lime (K):

- See instructions to cut (6) 6" circles.

### White (L):

- (3) 12 1/2" x 57 1/2" from the length of fabric (LOF).

## Appliqué Blocks Assembly

1. Following the manufacturer's instructions, trace the listed number of each template onto the paper side of the fusible web. Roughly cut out each template about 1/8" outside the drawn lines.

2. Press each template onto the wrong side of the fabrics as listed on the templates. Cut out each template on the drawn lines.

3. Refer to the quilt photo to arrange and press the two of each 6" circle and seven assorted 3" circles onto one 12 1/2" x 57 1/2" Fabric L strip.

4. Finish the raw edges of each shape with a decorative stitch such as a buttonhole or satin stitch to complete Column One.

5. Repeat Steps 1-4 to make Columns Three and Five.

## Block Assembly

6. Sew together one 3 1/2" x WOF Fabric F strip and one 3 1/2" x WOF Fabric G strip lengthwise, to make one F/G strip set. Repeat to make a second strip set. Sub-cut the F/G strip sets into twenty 3 1/2" x 6 1/2" F/G units.

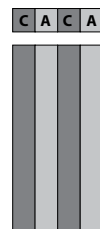


7. Sew together two F/G units to make one Block One square. Repeat to make ten Block One squares total.



## Sashing Assembly

8. Sew two 2" x WOF Fabric A strips and two 2" x WOF Fabric C strips together, lengthwise, and alternating them, to make one strip set. Repeat to make two strip sets total. Sub-cut the strip sets into thirty-two 2" x 6 1/2" C/A/C/A units.

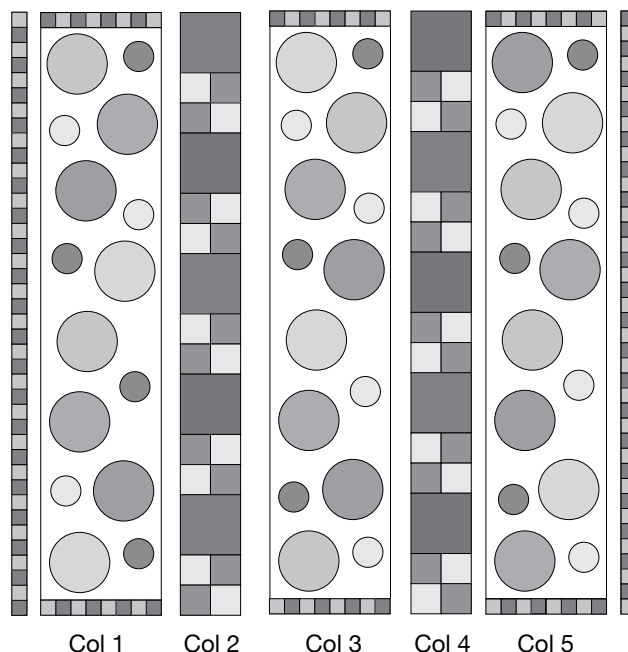


## Quilt Top Assembly

*Refer to the quilt layout while assembling*

9. Sew together three 6 1/2" Fabric E squares, two 6 1/2" Fabric D squares and five Block Ones to make Column Two.
10. Sew together three 6 1/2" Fabric D squares, two 6 1/2" Fabric E squares, and five Block Ones to make Column Four.
11. Sew together two C/A/C/A units, along the short ends to make one short border. Repeat to make six short borders
12. Sew one short border to the top and bottom of each of the appliqued columns.
13. Sew the five columns together, in order, to make the quilt top.
14. Sew together ten C/A/C/A units to make one side border. Repeat to make a second side border. Sew the borders to the quilt top.
15. Layer the quilt top with batting and backing and quilt as desired.

## Layout Diagram



## Templates

6" Circle – Trace 24

- 6- Fabric B
- 6- Fabric J
- 6- Fabric I
- 6- Fabric K

3" Circle – Trace 21

- 10- Fabric H
- 11- Fabric F

# SUEDE Soft Hues

Fabric Collection by **P&B Textiles**



SUES 299 E



SUES 299 B



SUES 299 T



SUES 299 Y



SUES 299 BV



SUES 299 M



SUES 299 LO



SUES 299 L



SUES 299 G



SUES 299 P



SUES 299 V



SUES 299 GG



**P&B Textiles** ♦ [www.pbtex.com](http://www.pbtex.com) ♦ 800-351-9087

45-47 Washington St., Pawtucket, RI 02860 ♦ 237 W. 35th St., 11th floor, New York, NY 10001

⚠ 100% cotton ♦ Cold wash & dry ♦ 43" / 44" ♦ Colors may vary due to printing process

All fabrics shown at 50% scale except where indicated otherwise.