

Tsuru

Quilt Design by Cyndi Hershey



Quilt size: approximately 40" x 58"



Featuring fabrics from
Tsuru by P&B Textiles

Tsuru

Fabric collection by P&B Textiles

Quilt designed by Cyndi Hershey

Skill level: Experienced Beginner • Finished Quilt Size: approximately 40" x 58"

Quilt Yardages:

Fabric A: TSUR 5256 PA	1 panel
Fabric B: TSUR 5259 K	1 3/4 yards
Fabric C: TSUR 5260 G	3/8 yard
Fabric D: TSUR 5262 E	5/8 yard
Fabric E: TSUR 5252 R	1/4 yard
Fabric F: TSUR 5263 K	5/8 yard
Backing: TSUR 5261 R suggested	2 3/4 yards
Batting	48" x 66"

Cutting Instructions:

Please read all instructions carefully before beginning. Strips are cut across the width of fabric (perpendicular to selvages) unless otherwise stated. All seams are sewn with a 1/4" seam unless otherwise stated. Label all pieces. LOF

From Fabric A:

1. Cut panel 22 1/2" x 40 1/2" centering design within space.

From Fabric B:

1. Cut floral area of border stripe as follows: Cut two 5 3/4" x 42" strips and two 5 3/4" x 60" strips length of fabric (LOF). (3rd Border)

From Fabric C:

1. Cut six 1 1/2" strips. Sew strips together end to end with diagonal seams. Trim seams to 1/4" and press open. From this pieced strip, cut two 1 1/2" x 50" strips and two 1 1/2" x 68" strips. (5th Border)

From Fabric D:

1. Cut ten 1 1/2" strips. Sew strips together end to end with diagonal seams. Trim seams to 1/4" and press open. From this pieced strip, cut two 1 1/2" x 28" strips, two 1 1/2" x 46" strips, two 1 1/2" x 50" strips, and two 1 1/2" x 64" strips. (1st and 4th Borders)

From Fabric E:

1. Cut four 1" strips. Sew strips together end to end with diagonal seams. Trim seams to 1/4" and press open. From this pieced strip, cut two 1" x 30" strips and two 1" x 48" strips. (2nd Border)

From Fabric F:

1. Cut six 2 1/2" strips. (Binding)

Piecing Instructions:

Borders are mitered and consist of five border strips. Strips are first sewn together into a panel and then sewn to the panel.

NOTE: New to doing mitred corners? Check out this YouTube video that explains how to do it very clearly: <https://youtu.be/wMWQABZwis8>

1. Sew together, in order, matching the center of each strip to the next: one 1 1/2" x 46" D strip, one 1" x 48" E strip, one 5 3/4" x 60" B strip, one 1 1/2" x 64" D strip, and one 1 1/2" x 68" C strip. Press all seams toward the C strip. Repeat. Note that both ends of the strip panel will be uneven.
2. Sew together, in order, one 1 1/2" x 28" D strip, one 1" x 30" E strip, one 5 3/4" x 42" B strip, one 1 1/2" x 46" D strip, and one 1 1/2" x 50" C strip. Press all seams toward the first D strip. Repeat. Note that both ends of the strip panel will be uneven.
3. Pin one Step 1 border set to one side of the panel, matching center of D strip to center of panel. Sew border set to panel beginning and ending a generous 1/4" from edge of the panel. Backstitch at both ends of the panel. Repeat on other side of panel.
4. Pin one Step 2 border set to the top of the panel, matching center of D strip to center of panel. Sew border set to panel beginning and ending a generous 1/4" from edge of the panel. Backstitch at both ends of the seam. Repeat on the bottom of the panel.
5. Close corners of borders with mitered seams using your preferred method. Note that the side and top/bottom borders seams will nest together as the seams were pressed in opposite directions for each border set.
6. After mitering corners closed and borders lay flat, trim seams to 1/2" and press open..

Finishing:

1. Prepare backing using two widths of fabric and horizontal seam/s. Press seams open and trim backing to 48" x 66".
2. Layer quilt, batting, and backing. Baste layers together.
3. Quilt as desired.
4. Trim layers even with quilt top, squaring corners.
5. Join six 2 1/2" F binding strips with diagonal seams. Press seams open. Attach binding using your favorite method.
6. Make a label and sew to the back of the quilt.



Quilt Diagram

Tsuru

Fabric Collection by P&B Textiles



TSUR 5256 PA*



TSUR 5257 K



TSUR 5258 K



TSUR 5259 K*



TSUR 5260 E



TSUR 5260 G*



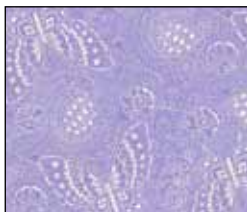
TSUR 5260 K



TSUR 5261 C



TSUR 5261 R†




TSUR 5262 C



TSUR 5262 E*



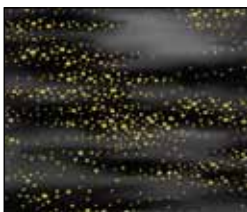
TSUR 5262 R*



TSUR 5263 C



TSUR 5263 E



TSUR 5263 K*



TSUR 5263 R



*Fabrics used in quilt.
†Backing