

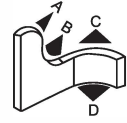
DOOR SEAL PROFILES (WITH METAL CARRIER)

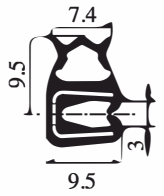
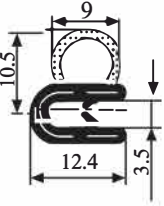
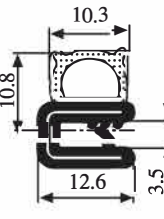
High quality door seal extrusions

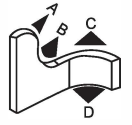
- Reduce vibration and cabin noise
- Includes metal carrier
- Low door-closing resistance
- Simple to install

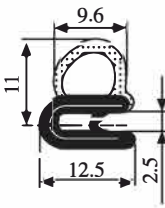
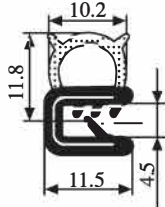
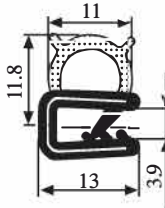
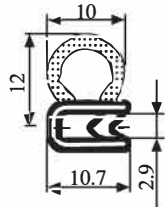
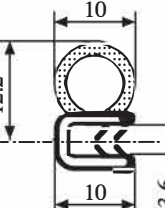
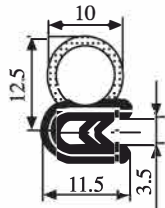
For boot lid profiles skip to page 29

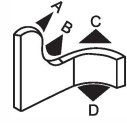



DOOR PROFILES WITH METAL CARRIER

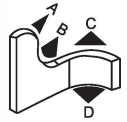
Technical Drawing	Reference	Old Ref.	Color	Material	Packing (mt.)	Grip Range	Bending Radius
	A1.108	-	BLACK	EPDM	100	1.0 - 2.0 mm	A = 50 B = 15 C = 100 D = 20
	A1.003	M111001500	BLACK	EPDM	100	1.0 - 2.5 mm	A = 40 B = 30 C = 80 D = 40
	A1.116	-	CREAM	EPDM	100	1.0 - 2.5 mm	A = 30 B = 20 C = 40 D = 140
	A1.097	-	BLACK	EPDM	100	1.0 - 2.0 mm	A = 15 B = 15 C = 25 D = 25
	A1.099	-	BLACK	EPDM	100	1.0 - 2.0 mm	A = 15 B = 15 C = 50 D = 30
	A1.007	M111010000	BLACK	EPDM	100	1.0 - 2.0 mm	A = 60 B = 50 C = 80 D = 100


DOOR PROFILES WITH METAL CARRIER

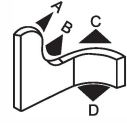
Technical Drawing	Reference	Old Ref.	Color	Material	Packing (mt.)	Grip Range	Bending Radius
	A1.001	M111000500	BLACK	EPDM	100	1.0 - 2.0 mm	A = 30 B = 40 C = 60 D = 30
	A1.002	M111001400	BLACK	EPDM	100	1.0 - 3.0 mm	A = 50 B = 40 C = 180 D = 80
	A1.005 A1.006	M111000990 M111010400	BLACK	NBR EPDM	100	1.0 - 3.0 mm	A = 50 B = 40 C = 100 D = 80
	A1.106	-	BLACK	EPDM	100	1.0 - 2.5 mm	A = 20 B = 20 C = 50 D = 140
	A1.146	-	BLACK	EPDM	100	1.0 - 2.0 mm	A = 30 B = 20 C = 40 D = 140
	A1.004	M111001600	BLACK	EPDM	100	1.0 - 2.0 mm	A = 50 B = 40 C = - D = -

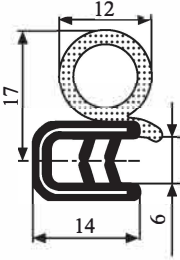
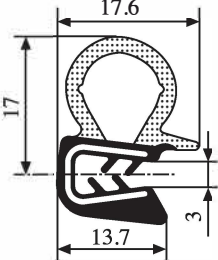
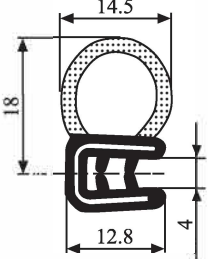
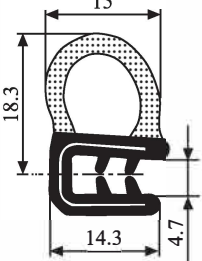
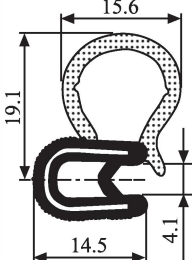

DOOR PROFILES WITH METAL CARRIER

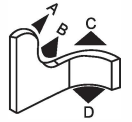
Technical Drawing	Reference	Old Ref.	Color	Material	Packing (mt.)	Grip Range	Bending Radius
	A1.117	-	BLACK	EPDM	100	1.0 - 3.0 mm	A = 40 B = 15 C = - D = -
	A1.010	M111012100	BLACK	EPDM	100	1.5 - 3.0 mm	A = 80 B = 70 C = 100 D = 170
	A1.011	M111003700 <i>Wire Carrier</i>	BLACK	EPDM	50	1.5 - 4.0 mm	A = 60 B = 70 C = 230 D = 200
	A1.012	M111006500 <i>Metal Carrier</i>				1.0 - 3.5 mm	A = 40 B = 40 C = 120 D = 100
	A1.013	M111010900	BLACK	EPDM	50	1.0 - 3.0 mm	A = 60 B = 70 C = 230 D = 200
	A1.133	-	BLACK	EPDM	50	1.0 - 2.5 mm	A = - B = 80 C = - D = -


DOOR PROFILES WITH METAL CARRIER

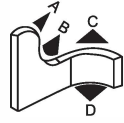
Technical Drawing	Reference	Old Ref.	Color	Material	Packing (mt.)	Grip Range	Bending Radius
	A1.009	M111002700	BLACK	EPDM	50	1.0 - 3.5 mm	A = 30 B = 30 C = 100 D = 100
	A1.008	M111009700	BLACK	EPDM	50	1.0 - 3.0 mm	A = 30 B = 25 C = 60 D = 40
	A1.014	M111011800	BLACK	EPDM	50	1.0 - 3.0 mm	A = 60 B = 70 C = 230 D = 200
	A1.017	M111010700	BLACK	EPDM	50	1.0 - 3.0 mm	A = 60 B = 70 C = 230 D = 200
	A1.100	-	BLACK	EPDM	50	2.0 - 4.0 mm	A = 20 B = 20 C = 60 D = 40


DOOR PROFILES WITH METAL CARRIER

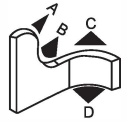
Technical Drawing	Reference	Old Ref.	Color	Material	Packing (mt.)	Grip Range	Bending Radius
	A1.015	M111004700 <i>Metal Carrier</i>	BLACK	EPDM	50	1.0 - 4.0 mm	A = 40 B = 40 C = 100 D = 120
	A1.016	M111004100 <i>Wire Carrier</i>					A = 60 B = 70 C = 230 D = 190
	A1.144	-	BLACK	EPDM	50	1.0 - 2.5 mm	A = 70 B = 40 C = 80 D = 140
	A1.029	M111011300	BLACK	EPDM	50	1.5 - 3.5 mm	A = 40 B = 40 C = 120 D = 150
	A1.028	M111010500	BLACK	EPDM	50	1.0 - 3.5 mm	A = 120 B = 70 C = 130 D = 180
	A1.026	M111008300	BLACK	EPDM	50	1.0 - 3.0 mm	A = 40 B = 40 C = 120 D = 100

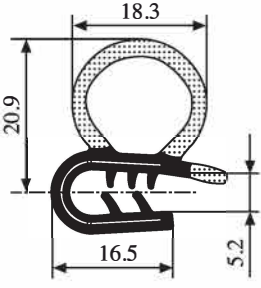
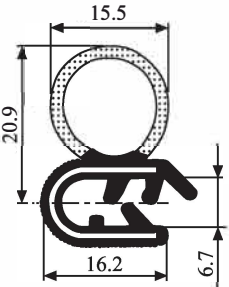
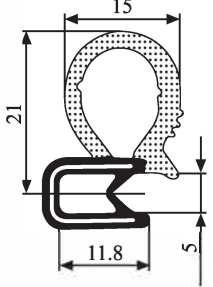
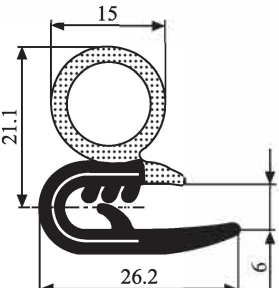
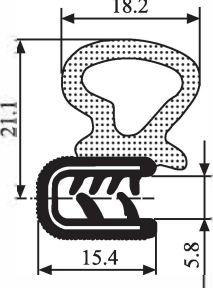

DOOR PROFILES WITH METAL CARRIER

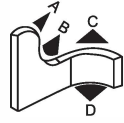
Technical Drawing	Reference	Old Ref.	Color	Material	Packing (mt.)	Grip Range	Bending Radius
	A1.044	M111011000	BLACK	EPDM	50	3.0 - 5.0 mm	A = 70 B = 40 C = 120 D = 180
	A1.043	M111010600	BLACK	EPDM	50	3.0 - 5.0 mm	A = 80 B = 50 C = 130 D = 200
	A1.032	M111007000	BLACK	EPDM	50	1.0 - 3.5 mm	A = 60 B = 60 C = 130 D = 200
	A1.142	-	BLACK	EPDM	50	1.5 - 3.0 mm	A = 30 B = 30 C = 60 D = 100
	A1.143	-	BLACK	EPDM	50	1.5 - 3.0 mm	A = 30 B = 30 C = 60 D = 100


DOOR PROFILES WITH METAL CARRIER


Technical Drawing	Reference	Old Ref.	Color	Material	Packing (mt.)	Grip Range	Bending Radius
	A1.030	M111011600	BLACK	EPDM	50	1.5 - 3.5 mm	A = 60 B = 70 C = 230 D = 200
	A1.018	M111004000 <i>Metal Carrier</i>	BLACK	EPDM	50	1.0 - 4.0 mm	A = 40 B = 40 C = 120 D = 100
	A1.019	M111004200 <i>Wire Carrier</i>				1.0 - 4.0 mm	A = 60 B = 70 C = 230 D = 200
	A1.045	M111012000	BLACK	EPDM	50	2.0 - 4.0 mm	A = 70 B = 40 C = 120 D = 180
	A1.031	M111003800	BLACK	EPDM	50	1.5 - 4.0 mm	A = 60 B = 60 C = 120 D = 200
	A1.033	M111001700	BLACK	EPDM	50	1.0 - 4.0 mm	A = - B = 40 C = 120 D = -


DOOR PROFILES WITH METAL CARRIER

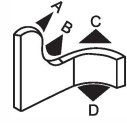
Technical Drawing	Reference	Old Ref.	Color	Material	Packing (mt.)	Grip Range	Bending Radius
	A1.115	-	BLACK	EPDM	50	3.0 - 5.0 mm	A = 80 B = 50 C = 60 D = 140
	A1.080	M111008000	BLACK	EPDM	50	1.5 - 4.0 mm	A = 120 B = 70 C = 230 D = 200
	A1.118	-	BLACK	EPDM	50	2.0 - 4.0 mm	A = 140 B = 50 C = 80 D = -
	A1.024	M111001300	BLACK	EPDM	50	1.0 - 4.0 mm	A = - B = 50 C = 80 D = 250
	A1.079	M111007900	BLACK	EPDM	50	1.5 - 4.0 mm	A = 120 B = 80 C = 180 D = 180


DOOR PROFILES WITH METAL CARRIER

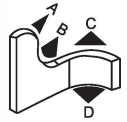
Technical Drawing	Reference	Old Ref.	Color	Material	Packing (mt.)	Grip Range	Bending Radius
	A1.023	M111001100	BLACK	EPDM	50	1.0 - 4.0 mm	A = 60 B = 70 C = 230 D = 200
	A1.089	M111009500	BLACK	EPDM	50	1.0 - 3.5 mm	A = 120 B = 50 C = - D = -
	A1.047	M111000400	BLACK	EPDM	50	2.0 - 4.0 mm	A = 80 B = 60 C = 100 D = 120
	A1.027	M111006800	BLACK	EPDM	50	2.0 - 4.0 mm	A = - B = 40 C = 120 D = 100
	A1.048	M111004500 <i>Metal Carrier</i>	BLACK	EPDM	50	1.5 - 4.0 mm	A = 40 B = 40 C = - D = -
	A1.049	M111004600 <i>Wire Carrier</i>				1.5 - 4.0 mm	A = 60 B = 50 C = 120 D = 180

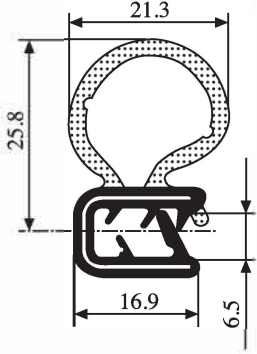
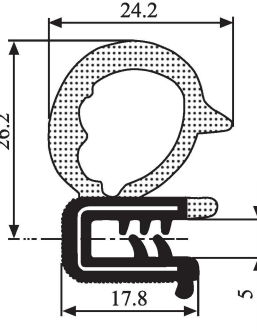
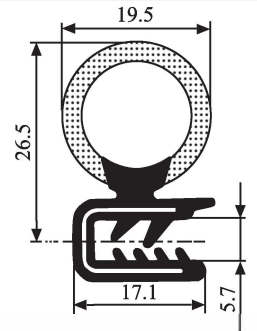
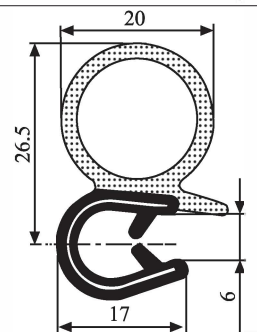
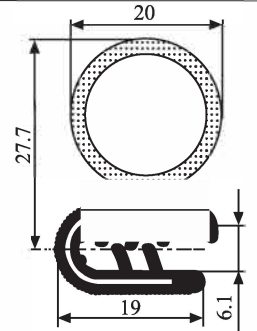

DOOR PROFILES WITH METAL CARRIER

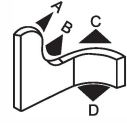
Technical Drawing	Reference	Old Ref.	Color	Material	Packing (mt.)	Grip Range	Bending Radius
	A1.020	M111004800 <i>Metal Carrier</i>	BLACK	EPDM	50	1.0 - 4.0 mm	A = 50 B = 60 C = 120 D = 100
	A1.021	M111004300 <i>Wire Carrier</i>				1.0 - 4.0 mm	A = 80 B = 80 C = 250 D = 230
	A1.025	M111003900	BLACK	EPDM	50	1.5 - 4.0 mm	A = - B = 40 C = - D = -
	A1.072	M111000800	BLACK	EPDM	40	2.0 - 5.0 mm	A = - B = 70 C = 200 D = 160
	A1.050	M111005400 <i>Metal Carrier</i>	BLACK	EPDM	50	1.5 - 4.0 mm	A = 40 B = 40 C = - D = -
	A1.051	M111005500 <i>Wire Carrier</i>				1.5 - 4.0 mm	A = 60 B = 50 C = 120 D = 180
	A1.081	M111008100	BLACK	EPDM	50	1.5 - 4.0 mm	A = 120 B = 80 C = 140 D = 160

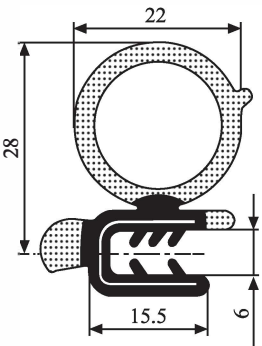
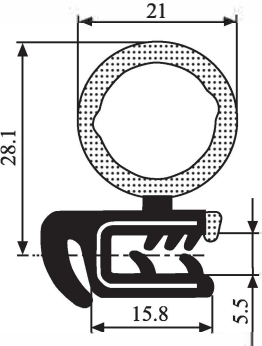
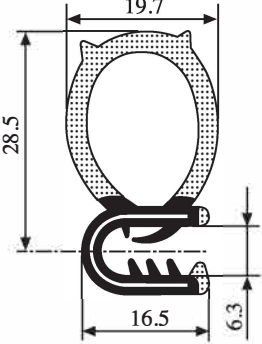
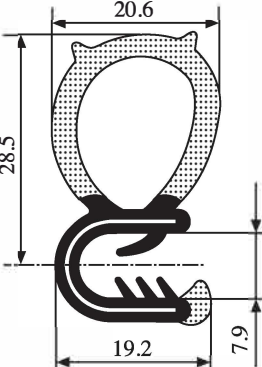

DOOR PROFILES WITH METAL CARRIER

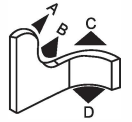
Technical Drawing	Reference	Old Ref.	Color	Material	Packing (mt.)	Grip Range	Bending Radius
	A1.070	M111000600	BLACK	EPDM	50	3.0 - 5.0 mm	A = - B = 70 C = 170 D = 220
	A1.071	M111000700	BLACK	EPDM	50	4.0 - 6.0 mm	A = 100 B = 50 C = 130 D = 200
	A1.114	-	BLACK	EPDM	50	2.0 - 4.0 mm	A = 100 B = 50 C = 140 D = 120
	A1.022	M111006700	BLACK	EPDM	50	2.0 - 4.0 mm	A = 110 B = 60 C = 110 D = 160
	A1.075	M111003500 <i>Metal Carrier</i>	BLACK	EPDM	50	1.5 - 4.0 mm	A = 70 B = 40 C = - D = -
	A1.076	M111003600 <i>Wire Carrier</i>				1.5 - 4.0 mm	A = 120 B = 80 C = 140 D = 160


DOOR PROFILES WITH METAL CARRIER

Technical Drawing	Reference	Old Ref.	Color	Material	Packing (mt.)	Grip Range	Bending Radius
	A1.084	-	BLACK	EPDM	50	3.0 - 5.0 mm	A = 100 B = 80 C = 200 D = -
	A1.085	M111008800	BLACK	EPDM	50	1.0 - 3.5 mm	A = 120 B = 50 C = 160 D = 220
	A1.083	M111011900	BLACK	EPDM	50	2.0 - 4.0 mm	A = 120 B = 80 C = 140 D = 160
	A1.074	M111002300	BLACK	EPDM	50	6.0 - 8.0 mm	A = 120 B = 80 C = 140 D = 160
	A1.082	M111008200	BLACK	EPDM	50	1.5 - 4.0 mm	A = 120 B = 80 C = 140 D = 160

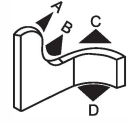

DOOR PROFILES WITH METAL CARRIER

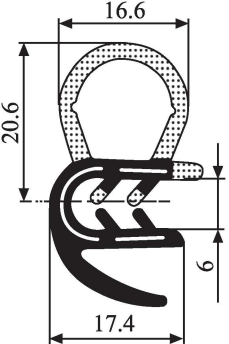
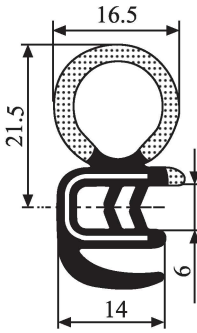
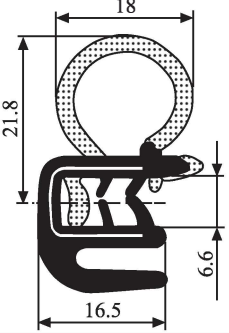
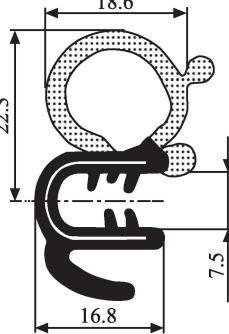
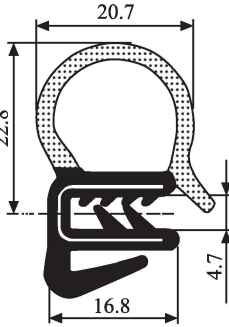
Technical Drawing	Reference	Old Ref.	Color	Material	Packing (mt.)	Grip Range	Bending Radius
	A1.073	M111002000	BLACK	EPDM	50	1.5 - 4.0 mm	A = 70 B = 70 C = 180 D = 180
	A1.088	M111009400	BLACK	EPDM	50	1.0 - 4.0 mm	A = 100 B = 50 C = - D = -
	A1.139	-	BLACK	EPDM	50	2.0 - 4.0 mm	A = 90 B = 80 C = - D = -
	A1.140	-	BLACK	EPDM	50	3.0 - 5.0 mm	A = 90 B = 80 C = - D = -

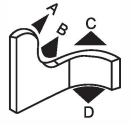


DOOR PROFILES WITH METAL CARRIER

Technical Drawing	Reference	Old Ref.	Color	Material	Packing (mt.)	Grip Range	Bending Radius
	A1.107	-	BLACK	EPDM	50	1.0 - 3.0 mm	A = 140 B = 20 C = - D = -
	A1.091	-	BLACK	EPDM	40	4.0 - 5.0 mm	A = - B = - C = - D = -
	A1.052	M1111000900	BLACK	EPDM	50	2.0 - 4.0 mm	A = - B = 60 C = - D = 200
	A1.127	-	BLACK	EPDM	50	1.5 - 4.0 mm	A = 140 B = 50 C = - D = -
	A1.053	M1111010100	BLACK	EPDM	50	1.5 - 3.5 mm	A = 120 B = 50 C = 150 D = 150

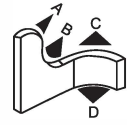

DOOR PROFILES WITH METAL CARRIER

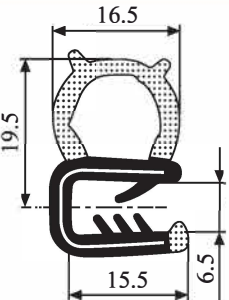
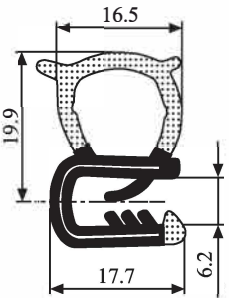
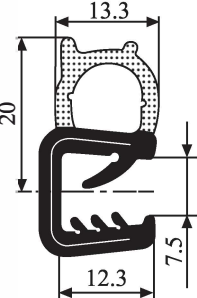
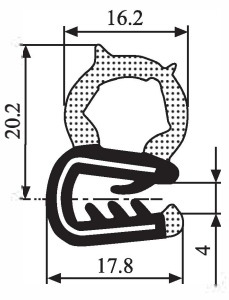
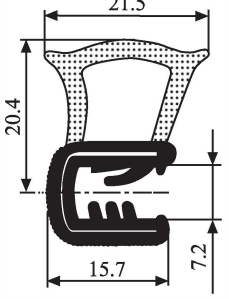
Technical Drawing	Reference	Old Ref.	Color	Material	Packing (mt.)	Grip Range	Bending Radius
	A1.096	-	BLACK	EPDM	50	1.5 - 4.0 mm	A = - B = 60 C = 230 D = -
	A1.128	-	BLACK	EPDM	50	1.5 - 4.0 mm	A = 140 B = 50 C = - D = -
	A1.055 A1.056	M111005000 M111005100	BLACK	EPDM	50	1.5 - 4.0 mm 1.5 - 4.0 mm	A = - B = 70 C = - D = 220 A = - B = 40 C = - D = -
	A1.054	M111010200	BLACK	EPDM	50	2.5 - 5.0 mm	A = 120 B = 40 C = - D = -
	A1.057	M111008700	BLACK	EPDM	40	1.0 - 3.5 mm	A = - B = 50 C = 180 D = 170

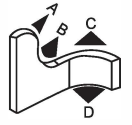


DOOR PROFILES WITH METAL CARRIER

Technical Drawing	Reference	Old Ref.	Color	Material	Packing (mt.)	Grip Range	Bending Radius
	A1.113	-	BLACK	EPDM	40	2.0 - 5.0 mm	A = - B = 70 C = 160 D = 200
	A1.125	-	BLACK	EPDM	50	1.5 - 4.0 mm	A = - B = 70 C = - D = 220
	A1.132	-	BLACK	EPDM	50	4.0 - 6.0 mm	A = 50 B = 60 C = - D = -
	A1.034	M111000100	BLACK	EPDM	50	4.0 - 6.0 mm	A = 70 B = 70 C = - D = -

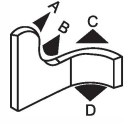

DOOR PROFILES WITH METAL CARRIER

Technical Drawing	Reference	Old Ref.	Color	Material	Packing (mt.)	Grip Range	Bending Radius
	A1.098	-	BLACK	EPDM	50	1.5 - 4.0 mm	A = 25 B = 25 C = 60 D = 70
	A1.039	M111005850	BLACK	EPDM	50	2.0 - 5.0 mm	A = 50 B = 50 C = - D = -
	A1.094	-	BLACK	EPDM	50	5.0 - 8.0 mm	A = 25 B = 25 C = - D = -
	A1.042	M111011100	BLACK	EPDM	50	3.0 - 5.0 mm	A = 60 B = 20 C = 100 D = 120
	A1.040	M111009600	BLACK	EPDM	50	3.0 - 5.0 mm	A = 60 B = 60 C = - D = -

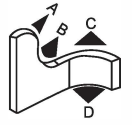


DOOR PROFILES WITH METAL CARRIER

Technical Drawing	Reference	Old Ref.	Color	Material	Packing (mt.)	Grip Range	Bending Radius
	A1.037	M111005200	BLACK	EPDM	50	2.0 - 4.0 mm	A = 70 B = 40 C = 120 D = 180
	A1.038	M111006200	BLACK	EPDM	50	3.0 - 5.0 mm	A = 80 B = 50 C = 130 D = 200
	A1.036	M111000300	BLACK	EPDM	50	3.0 - 5.0 mm	A = 80 B = 80 C = - D = -
	A1.041	M111010800	BLACK	EPDM	50	4.0 - 6.0 mm	A = 40 B = 25 C = - D = -
	A1.101	-	BLACK	EPDM	50	3.0 - 6.0 mm	A = 25 B = 25 C = 60 D = 70

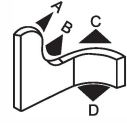

DOOR PROFILES WITH METAL CARRIER

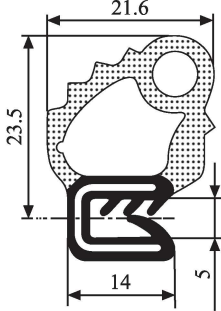
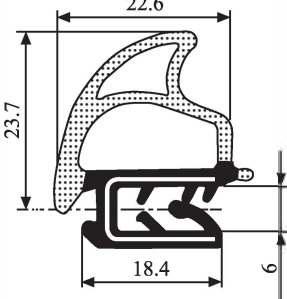
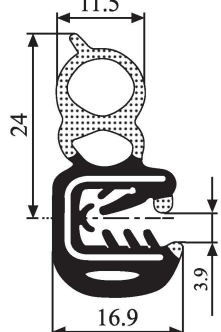
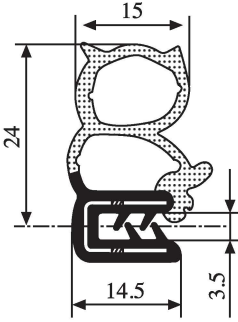
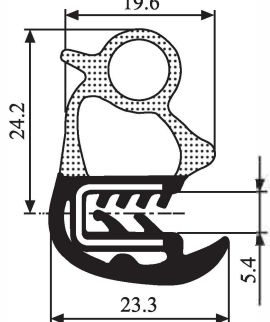
Technical Drawing	Reference	Old Ref.	Color	Material	Packing (mt.)	Grip Range	Bending Radius
	A1.035	M111000200	BLACK	EPDM	50	2.0 - 4.0 mm	A = 60 B = 50 C = 80 D = 100
	A1.141	-	BLACK	EPDM	50	2.0 - 5.0 mm	A = 60 B = 140 C = - D = -
	A1.046	M111005300	BLACK	EPDM	50	1.5 - 4.0 mm	A = 40 B = 40 C = - D = -
	A1.109	-	BLACK	EPDM	50	3.0 - 5.0 mm	A = 60 B = 60 C = - D = -




DOOR PROFILES WITH METAL CARRIER

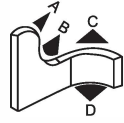
Technical Drawing	Reference	Old Ref.	Color	Material	Packing (mt.)	Grip Range	Bending Radius
	A1.092	-	BLACK	EPDM	40	1.5 - 4.0 mm	A = 50 B = - C = - D = -
	A1.058	M112003000	BLACK	EPDM	50	1.0 - 4.0 mm	A = 40 B = 30 C = 40 D = 150
	A1.120	-	BLACK	EPDM	50	2.0 - 3.0 mm	A = 140 B = 130 C = 50 D = -
	A1.059	M111006100	BLACK	EPDM	50	1.5 - 4.0 mm	A = 50 B = 50 C = - D = -
	A1.060	M111009100	BLACK	EPDM	50	1.5 - 3.5 mm	A = 90 B = 60 C = 200 D = 250


DOOR PROFILES WITH METAL CARRIER


Technical Drawing	Reference	Old Ref.	Color	Material	Packing (mt.)	Grip Range	Bending Radius
	A1.121	-	BLACK	EPDM	50	1.0 - 3.0 mm	A = 140 B = 110 C = 140 D = 50
	A1.064	M111011500	BLACK	EPDM	50	2.0 - 4.0 mm	A = 80 B = 40 C = - D = -
	A1.093	-	BLACK	EPDM	50	2.0 - 5.0 mm	A = 20 B = 20 C = - D = -
	A1.104	-	BLACK	EPDM	50	1.0 - 2.5 mm	A = 110 B = 70 C = - D = -
	A1.063	M111008500	BLACK	EPDM	50	1.5 - 3.5 mm	A = 180 B = 80 C = 160 D = 180


DOOR PROFILES WITH METAL CARRIER

Technical Drawing	Reference	Old Ref.	Color	Material	Packing (mt.)	Grip Range	Bending Radius
	A1.077	M111006600	BLACK	EPDM	50	6.0 - 8.0 mm	A = - B = 40 C = 150 D = 120
	A1.078	M111009300	BLACK	EPDM	50	6.0 - 8.0 mm	A = - B = 40 C = 150 D = 120
	A1.069	M111010300	BLACK	EPDM	50	4.0 - 6.0 mm	A = 30 B = 30 C = - D = -
	A1.087	M111009000	BLACK	EPDM	50	2.0 - 4.0 mm	A = 70 B = 50 C = - D = -
	A1.145	-	BLACK	EPDM	50	4.0 - 5.0 mm	A = 110 B = 70 C = 110 D = -

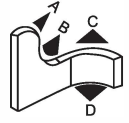

DOOR PROFILES WITH METAL CARRIER

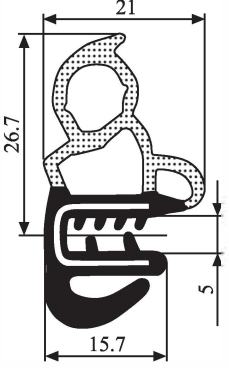
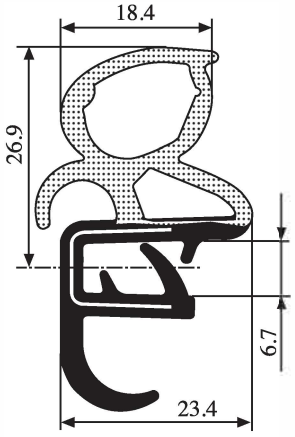
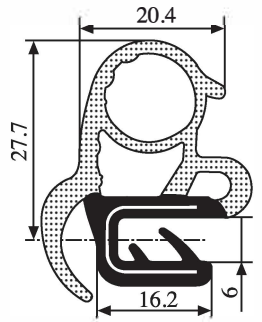
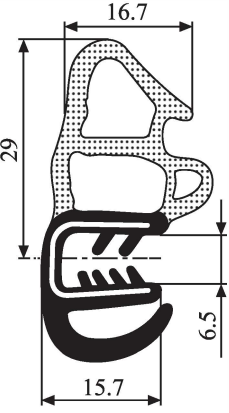
Technical Drawing	Reference	Old Ref.	Color	Material	Packing (mt.)	Grip Range	Bending Radius
	A1.065	M111012300	BLACK	EPDM	50	2.0 - 4.0 mm	A = 60 B = 30 C = 80 D = 200
	A1.086	M111008900	BLACK	EPDM	50	1.0 - 4.0 mm	A = - B = 50 C = 120 D = 250
	A1.061	-	BLACK	EPDM	50	2.0 - 4.0 mm	A = 80 B = 40 C = - D = -
	A1.068	M111009200	BLACK	EPDM	50	2.0 - 4.0 mm	A = 50 B = 40 C = - D = -

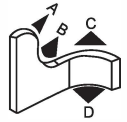


DOOR PROFILES WITH METAL CARRIER

Technical Drawing	Reference	Old Ref.	Color	Material	Packing (mt.)	Grip Range	Bending Radius
	A1.066	M111002200	BLACK	EPDM	50	1.5 - 4.0 mm	A = - B = 50 C = 180 D = 180
	A1.067	M111007400	BLACK	EPDM	50	1.5 - 4.0 mm	A = - B = 60 C = 300 D = 300
	A1.129	-	BLACK	EPDM	40	3.0 - 6.0 mm	A = - B = 50 C = - D = -
	A1.130	-	BLACK	EPDM	40	2.0 - 4.0 mm	A = - B = 60 C = 140 D = -


DOOR PROFILES WITH METAL CARRIER

Technical Drawing	Reference	Old Ref.	Color	Material	Packing (mt.)	Grip Range	Bending Radius
	A1.062	M111009800	BLACK	EPDM	50	1.5 - 3.0 mm	A = 150 B = 150 C = - D = 160
	A1.135	-	BLACK	EPDM	40	3.0 - 5.0 mm	A = 120 B = 80 C = - D = -
	A1.136	-	BLACK	EPDM	40	3.0 - 5.0 mm	A = 100 B = 60 C = 140 D = -
	A1.126	-	BLACK	EPDM	40	3.0 - 6.0 mm	A = 140 B = 100 C = - D = -



DOOR PROFILES WITH METAL CARRIER

Technical Drawing	Reference	Old Ref.	Color	Material	Packing (mt.)	Grip Range	Bending Radius
	A1.090	M111008600	BLACK	EPDM	50	1.5 - 3.0 mm	A = 120 B = 40 C = - D = -
	A1.122	-	BLACK	EPDM	20	3.0 - 7.0 mm	A = 140 B = 40 C = - D = -

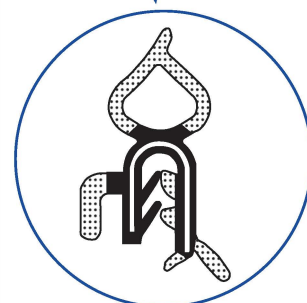
Date:/...../.....

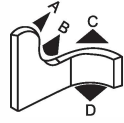


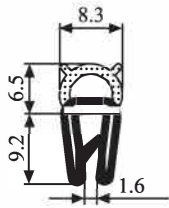
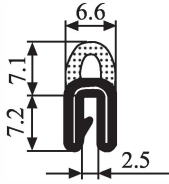
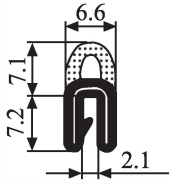
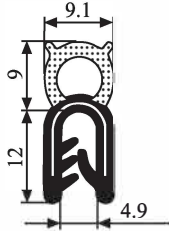
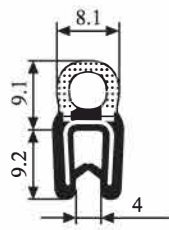


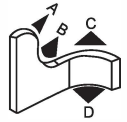
REAR-LID PROFILES (WITH METAL CARRIER)

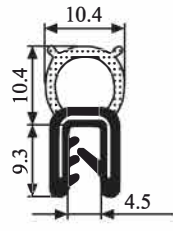


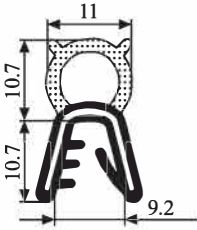
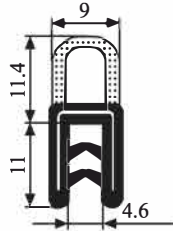
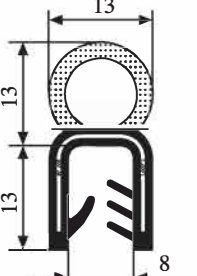
- *Reduce vibration and cabin noise*
- *Includes metal carrier*
- *Low door-closing resistance*
- *Simple to install*

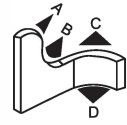


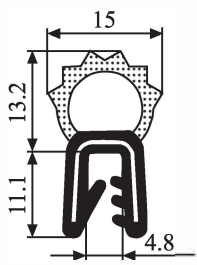
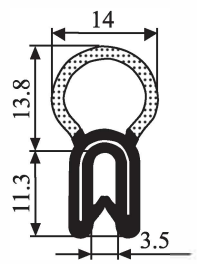
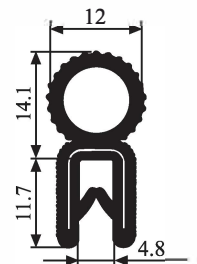
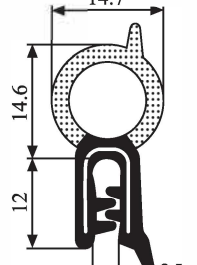
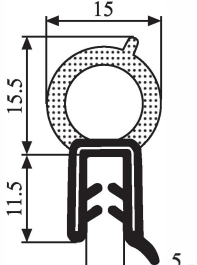

REAR-LID PROFILES WITH METAL CARRIER


Technical Drawing	Reference	Old Ref.	Color	Material	Packing (mt.)	Grip Range	Bending Radius
	A2.003	M112002600	BLACK	EPDM	100	1.0 - 2.0 mm	A = 50 B = 60 C = 20 D = 20
	A2.064	-	BLACK	EPDM	100	1.5 - 2.0 mm	A = 30 B = 50 C = 20 D = 20
	A2.002	M112004100	BLACK	EPDM	100	1.0 - 1.5 mm	A = 50 B = 80 C = 20 D = 20
	A2.005	M112001200	BLACK	EPDM	100	1.0 - 3.5 mm	A = 50 B = 90 C = 30 D = 30
	A2.053	-	BLACK	EPDM	100	1.0 - 3.0 mm	A = 30 B = 70 C = 15 D = 15


REAR-LID PROFILES WITH METAL CARRIER

Technical Drawing	Reference	Old Ref.	Color	Material	Packing (mt.)	Grip Range	Bending Radius
	A2.004	M112001100	BLACK	EPDM	100	1.0 - 3.0 mm	A = 50 B = 100 C = 30 D = 30
	A2.006	M112003700	BLACK	NBR	100	1.0 - 3.5 mm	A = 50 B = 90 C = 30 D = 30
	A2.007	M112004200		EPDM	100		
	A2.008	M112003400	BLACK	EPDM	100	3.0 - 5.0 mm	A = 50 B = 180 C = 30 D = 30
	A2.001	M112000200	BLACK	EPDM	100	1.0 - 3.0 mm	A = 60 B = 120 C = 25 D = 25
	A2.062	-	BLACK	EPDM	100	4.0 - 6.0 mm	A = 70 B = 120 C = 30 D = 30

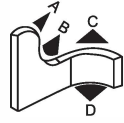

REAR-LID PROFILES WITH METAL CARRIER

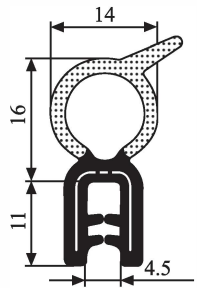
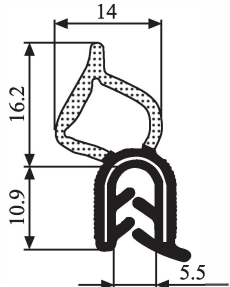
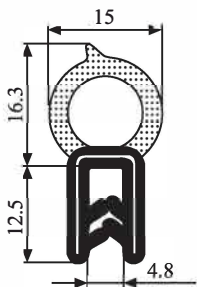

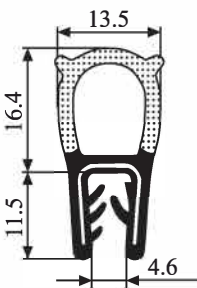
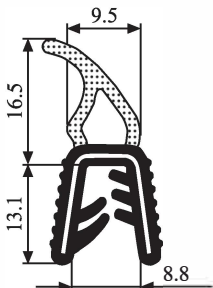
Technical Drawing	Reference	Old Ref.	Color	Material	Packing (mt.)	Grip Range	Bending Radius
	A2.009	M112001250	BLACK	EPDM	100	1.0 - 3.5 mm	A = 80 B = 200 C = 40 D = 30
	A2.022	M112004300	BLACK	EPDM	50	1.0 - 3.0 mm	A = 80 B = 250 C = 40 D = 30
	A2.038	M112003100	BLACK	EPDM	50	1.0 - 4.0 mm	A = 70 B = 120 C = 30 D = 30
	A2.047	-	BLACK	EPDM	50	1.0 - 3.0 mm	A = 110 B = 110 C = 30 D = 30
	A2.012	M112002100	BLACK	EPDM	50	1.5 - 4.0 mm	A = 100 B = 150 C = 50 D = 50

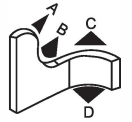


REAR-LID PROFILES WITH METAL CARRIER

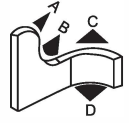
Technical Drawing	Reference	Old Ref.	Color	Material	Packing (mt.)	Grip Range	Bending Radius
	A2.065	-	BLACK	EPDM	50	2.5 - 4.0 mm	A = 140 B = 120 C = 20 D = 20
	A2.027	M112002700	BLACK	EPDM	50	1.5 - 4.0 mm	A = 100 B = 200 C = 60 D = 100
	A2.016	M112000700	BLACK	EPDM	50	1.0 - 3.5 mm	A = 100 B = 150 C = 50 D = 50
	A2.019	M112003500	BLACK	EPDM	50	1.5 - 4.0 mm	A = 120 B = 200 C = - D = 150


REAR-LID PROFILES WITH METAL CARRIER


Technical Drawing	Reference	Old Ref.	Color	Material	Packing (mt.)	Grip Range	Bending Radius
	A2.050	-	BLACK	EPDM	50	1.0 - 4.0 mm	A = 80 B = 120 C = 60 D = 140
	A2.026	M112002500	BLACK	EPDM	50	1.5 - 4.0 mm	A = 100 B = 200 C = 60 D = 100
	A2.024	M112000800 <i>Metal Carrier</i>	BLACK	EPDM	50	1.0 - 3.5 mm	A = 100 B = 150 C = 50 D = 50
	A2.025	M112000850 <i>Wire Carrier</i>					A = 80 B = 250 C = 40 D = 30
	A2.021	M112004400	BLACK	EPDM	50	1.5 - 4.0 mm	A = 100 B = 150 C = 50 D = 50
	A2.010	M112004700	BLACK	EPDM	50	2.0 - 4.0 mm	A = 50 B = - C = 40 D = 80


REAR-LID PROFILES WITH METAL CARRIER

Technical Drawing	Reference	Old Ref.	Color	Material	Packing (mt.)	Grip Range	Bending Radius
	A2.011	M112003800	BLACK	EPDM	50	1.0 - 3.0 mm	A = 100 B = 200 C = 60 D = 100
	A2.056	-	BLACK	EPDM	50	1.0 - 1.5 mm	A = 90 B = 140 C = 30 D = 30
	A2.017	M112001900	BLACK	EPDM	50	1.5 - 4.0 mm	A = 110 B = 150 C = 50 D = 50
	A2.043	-	BLACK	EPDM	50	1.5 - 3.5 mm	A = 30 B = 50 C = 30 D = 30
	A2.061	-	BLACK	EPDM	50	1.5 - 3.0 mm	A = 80 B = 130 C = 40 D = 40

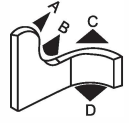

REAR-LID PROFILES WITH METAL CARRIER

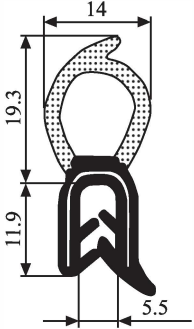
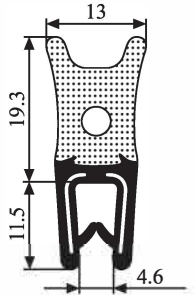

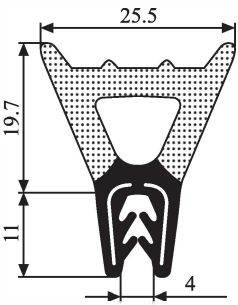
Technical Drawing	Reference	Old Ref.	Color	Material	Packing (mt.)	Grip Range	Bending Radius
	A2.033	M112002300	BLACK	EPDM	50	2.0 - 4.0 mm	A = 130 B = 100 C = 40 D = 40
	A2.018	M112002000	BLACK	EPDM	50	1.5 - 4.0 mm	A = 120 B = 160 C = 60 D = 60
	A2.028	M112001300	BLACK	EPDM	50	1.0 - 4.0 mm	A = 100 B = 180 C = 50 D = 50
	A2.052	-	BLACK	EPDM	50	1.0 - 3.0 mm	A = 80 B = 180 C = 40 D = 40
	A2.058	-	BLACK	EPDM	50	2.5 - 4.0 mm	A = - B = - C = 90 D = 90




REAR-LID PROFILES WITH METAL CARRIER

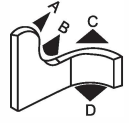
Technical Drawing	Reference	Old Ref.	Color	Material	Packing (mt.)	Grip Range	Bending Radius
	A2.034	M112003600	BLACK	EPDM	50	2.0 - 4.0 mm	A = - B = 160 C = 50 D = 50
	A2.030	M112001800	BLACK	EPDM	50	1.5 - 5.0 mm	A = 130 B = 100 C = 40 D = 40
	A2.066	-	BLACK	EPDM	50	1.0 - 4.0 mm	A = 110 B = - C = 40 D = 40
	A2.023	M112000100	BLACK	EPDM	50	1.0 - 3.5 mm	A = 100 B = 250 C = 50 D = 40
	A2.039	-	BLACK	EPDM	50	2.0 - 4.0 mm	A = 50 B = - C = 40 D = 40


REAR-LID PROFILES WITH METAL CARRIER

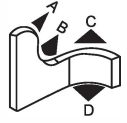
Technical Drawing	Reference	Old Ref.	Color	Material	Packing (mt.)	Grip Range	Bending Radius
	A2.013	M112000400	BLACK	EPDM	50	1.0 - 3.5 mm	A = 100 B = 140 C = 50 D = 50
	A2.046	-	BLACK	EPDM	50	1.5 - 3.5 mm	A = 25 B = 40 C = 10 D = 10
	A2.049	-	BLACK	EPDM	50	1.0 - 3.0 mm	A = 180 B = - C = 60 D = -
	A2.040	-	BLACK	EPDM	40	1.5 - 3.0 mm	A = 25 B = 60 C = 60 D = 60

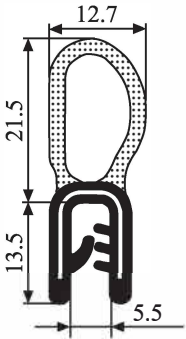
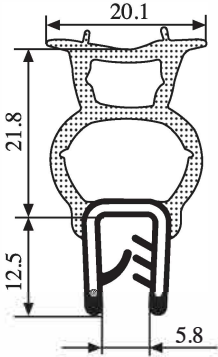
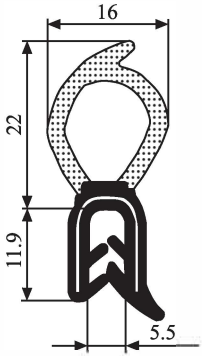
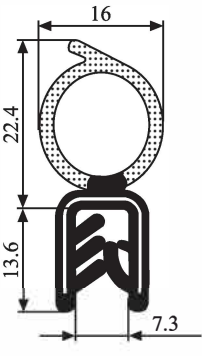

REAR-LID PROFILES WITH METAL CARRIER

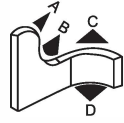
Technical Drawing	Reference	Old Ref.	Color	Material	Packing (mt.)	Grip Range	Bending Radius
	A2.029	M112002800	BLACK	EPDM	50	1.5 - 4.0 mm	A = - B = 150 C = 80 D = 100
	A2.041	-	BLACK	EPDM	50	1.5 - 3.0 mm	A = 50 B = - C = 15 D = 15
	A2.055	-	BLACK	EPDM	50	1.5 - 3.0 mm	A = 130 B = - C = 100 D = 40
	A2.059	-	BLACK	EPDM	40	2.5 - 4.0 mm	A = - B = - C = 120 D = 80

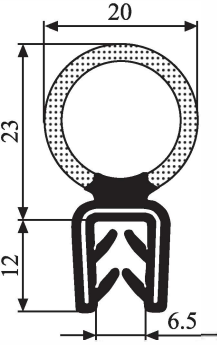
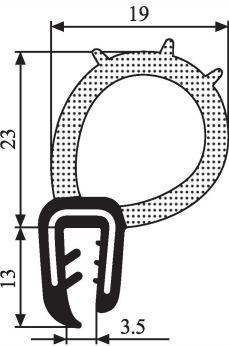
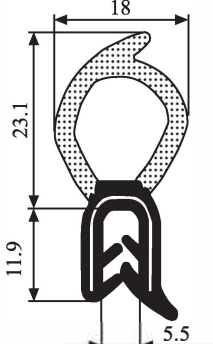
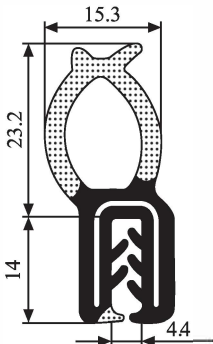

REAR-LID PROFILES WITH METAL CARRIER

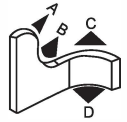
Technical Drawing	Reference	Old Ref.	Color	Material	Packing (mt.)	Grip Range	Bending Radius
	A2.060	-	BLACK	EPDM	40	3.0 - 5.0 mm	A = - B = - C = 120 D = 120
	A2.036	M112002400	BLACK	EPDM	40	2.0 - 4.0 mm	A = 130 B = 110 C = 40 D = 50
	A2.048	-	BLACK	EPDM	50	1.0 - 3.0 mm	A = 80 B = 150 C = 50 D = 50
	A2.032	M112002900	BLACK	EPDM	50	1.5 - 4.0 mm	A = 100 B = 120 C = 40 D = 40

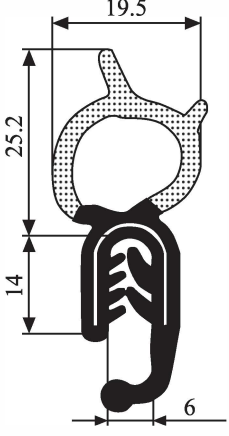
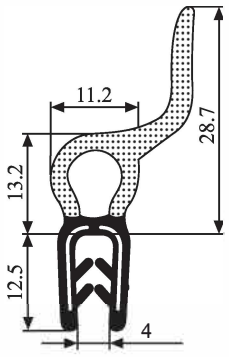
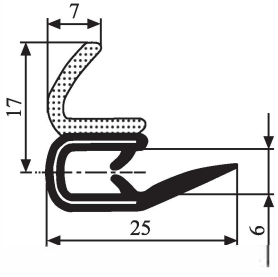
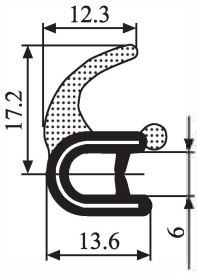

REAR-LID PROFILES WITH METAL CARRIER

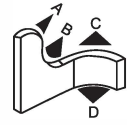
Technical Drawing	Reference	Old Ref.	Color	Material	Packing (mt.)	Grip Range	Bending Radius
	A2.020	M112004600	BLACK	EPDM	50	2.0 - 4.0 mm	A = 120 B = 200 C = 50 D = 50
	A2.068	-	BLACK	EPDM	40	3.0 - 5.0 mm	A = - B = 140 C = 80 D = 80
	A2.014	M112000500	BLACK	EPDM	50	1.0 - 3.5 mm	A = 110 B = 150 C = 50 D = 50
	A2.031	M112001700	BLACK	EPDM	50	1.5 - 5.0 mm	A = 150 B = 100 C = 40 D = 50


REAR-LID PROFILES WITH METAL CARRIER

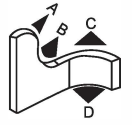
Technical Drawing	Reference	Old Ref.	Color	Material	Packing (mt.)	Grip Range	Bending Radius
	A2.037	M112004500	BLACK	EPDM	50	2.5 - 5.0 mm	A = 150 B = 200 C = 70 D = 70
	A2.044	-	BLACK	EPDM	40	2.0 - 3.0 mm	A = 60 B = - C = 50 D = 35
	A2.015	M112000600	BLACK	EPDM	50	1.0 - 3.5 mm	A = 120 B = 160 C = 60 D = 60
	A2.051	-	BLACK	EPDM	50	1.0 - 3.0 mm	A = - B = - C = 30 D = 60

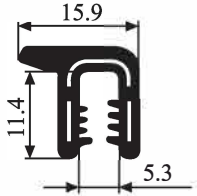
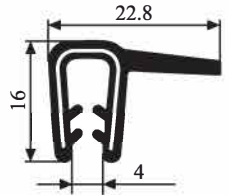
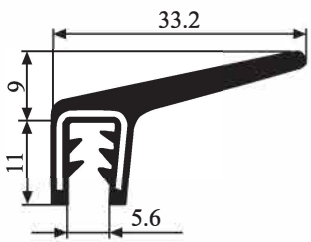
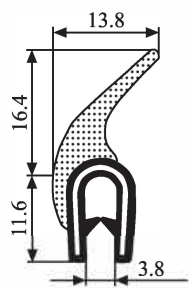
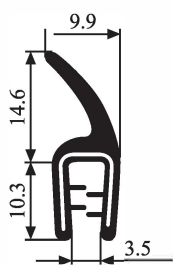

REAR-LID PROFILES WITH METAL CARRIER

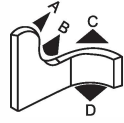
Technical Drawing	Reference	Old Ref.	Color	Material	Packing (mt.)	Grip Range	Bending Radius
	A2.035	M112003300	BLACK	EPDM	50	2.0 - 4.0 mm	A = - B = 200 C = 60 D = 60
	A2.042	-	BLACK	EPDM	50	1.5 - 3.0 mm	A = 80 B = - C = 30 D = 50
	A3.001	M111007100	BLACK	EPDM	50	2.0 - 4.0 mm	A = - B = 50 C = 250 D = -
	A3.004	M112003200	BLACK	EPDM	50	2.0 - 5.0 mm	A = 150 B = 50 C = 200 D = 180


REAR-LID PROFILES WITH METAL CARRIER

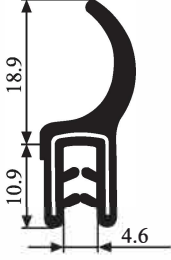
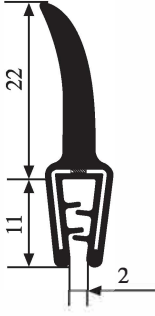
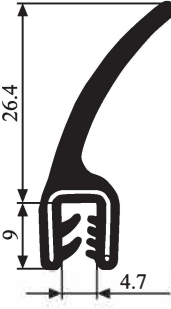
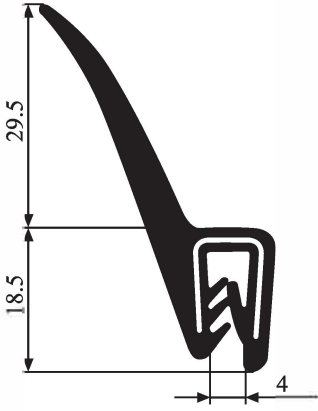
Technical Drawing	Reference	Old Ref.	Color	Material	Packing (mt.)	Grip Range	Bending Radius
	A3.002	M111011200	BLACK	EPDM	50	2.0 - 4.0 mm	A = 50 B = 50 C = - D = -
	A3.003	M112001000	BLACK	EPDM	50	1.0 - 2.0 mm	A = 80 B = 120 C = - D = -
	A3.005	M111011700	BLACK	EPDM	50	2.0 - 4.0 mm	A = 100 B = 50 C = 140 D = 220
	A3.028	-	BLACK	EPDM	25	1.0 - 3.0 mm	A = 30 B = 20 C = 80 D = -
	A3.007	M111005700	BLACK	EPDM	50	2.0 - 4.0 mm	A = - B = - C = 50 D = 50

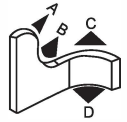

REAR-LID PROFILES WITH METAL CARRIER

Technical Drawing	Reference	Old Ref.	Color	Material	Packing (mt.)	Grip Range	Bending Radius
	A3.017	-	BLACK	EPDM	100	2.5 - 5.0 mm	A = 10 B = 15 C = - D = -
	A3.022	-	BLACK	EPDM	50	3.0 - 5.0 mm	A = 20 B = 15 C = - D = -
	A3.009	M112004000	BLACK	EPDM	50	2.0 - 5.0 mm	A = 120 B = 50 C = 150 D = -
	A3.006	M111004900	BLACK	EPDM	50	2.0 - 4.0 mm	A = - B = - C = 20 D = 30
	A3.016	-	BLACK	EPDM	50	1.0 - 3.0 mm	A = 25 B = - C = 15 D = 15

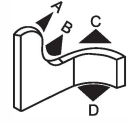


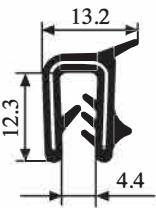

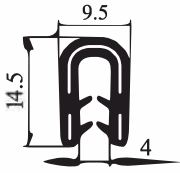
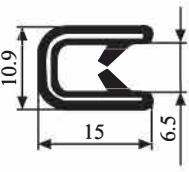
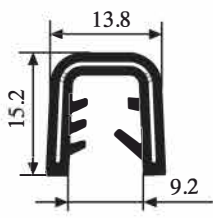
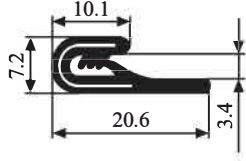
REAR-LID PROFILES WITH METAL CARRIER

Technical Drawing	Reference	Old Ref.	Color	Material	Packing (mt.)	Grip Range	Bending Radius
	A3.011	M223103200	BLACK	EPDM	50	1.5 - 3.0 mm	A = - B = - C = 30 D = 30
	A3.025	M112004800	BLACK	EPDM	50	1.5 - 2.5 mm	A = - B = - C = 20 D = 20
	A3.010	M112004800	BLACK	EPDM	50	1.5 - 3.0 mm	A = - B = - C = 50 D = 50
	A3.019	-	BLACK	EPDM	30	1.5 - 4.0 mm	A = - B = - C = 15 D = 15


REAR-LID PROFILES WITH METAL CARRIER

Technical Drawing	Reference	Old Ref.	Color	Material	Packing (mt.)	Grip Range	Bending Radius
	A3.018	-	BLACK	EPDM	30	2.0 - 5.0 mm	A = 75 B = - C = 15 D = 15
	A3.008	M111011400	BLACK	EPDM	50	1.5 - 3.0 mm	A = - B = - C = 30 D = 30
	A3.021	-	BLACK	EPDM	30	1.5 - 4.0 mm	A = - B = - C = 15 D = 15
	A3.012	-	BLACK	EPDM	150	1.0 - 2.0 mm	A = 30 B = 15 C = 15 D = 15


REAR-LID PROFILES WITH METAL CARRIER

Technical Drawing	Reference	Old Ref.	Color	Material	Packing (mt.)	Grip Range	Bending Radius
	A3.026	-	BLACK	EPDM	100	1.5 - 4.0 mm	A = 60 B = - C = 20 D = -
	A3.014	M111008400	BLACK	EPDM	150	1.0 - 3.0 mm	A = 60 B = 60 C = 30 D = 30
	A3.015	-	BLACK	EPDM	150	1.5 - 3.5 mm	A = 15 B = 15 C = 5 D = 5
	A3.013	M111001000	BLACK	EPDM	150	2.0 - 4.0 mm	A = 70 B = 70 C = 30 D = 30
	A3.030	-	BLACK	EPDM	100	7.0 - 8.0 mm	A = 30 B = 30 C = 30 D = 30
	A3.023	-	BLACK	EPDM	100	1.0 - 2.0 mm	A = - B = - C = 40 D = 40