



### Learn more News about the Gyroor hoverboard?

Scan on "Gyroorboard" Messenger QR code to get it soon.

If the size of the protective gear is not suitable for you, please feel free to contact us,  
we will help you replace it for free ASAP.

Official email: [support@gyroorboard.com](mailto:support@gyroorboard.com)




[www.gyroorboard.com](http://www.gyroorboard.com)



[www.gyroorboard.com](http://www.gyroorboard.com)

**GYROOR**<sup>®</sup>

### *Gyroor Kids Protective Gear Set*



## User Manual



### Learn more News about the Gyroor hoverboard?

Scan on "Gyroorboard" Messenger QR code to get it soon.



## Learn more News about the Gyroor hoverboard?

Scan on "Gyroorboard" Messenger QR code to get it soon.

If the size of the protective gear is not suitable for you, please feel free to contact us,  
we will help you replace it for free ASAP.

Official email: [support@gyroorboard.com](mailto:support@gyroorboard.com)



[www.gyroorboard.com](http://www.gyroorboard.com)

|  |    |
|--|----|
| 1.Specifications .....                 | 02 |
| 2.How To Choose A Suitable Size? ..... | 03 |
| 3.How to Wear? .....                   | 04 |
| 4.Wearing Diagram .....                | 04 |
| 5.Cleaning Method .....                | 05 |
| 6.Package List.....                    | 05 |
| 7.Warning .....                        | 06 |
| 8.About US .....                       | 07 |
| 9.After-sales Service .....            | 08 |

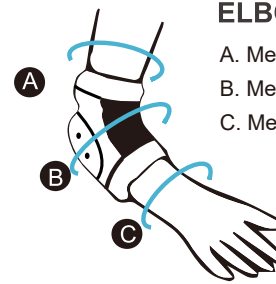
## 1.Specifications

|          |  |
|----------|--|
| Age      | Youth/Children/Kids  |
| Color    | Black,Camo,Pink  |
| Material | 600D high-density nylon cloth<br>PE plastic dispensing shell<br>10mm EVA foam<br>Imitation Acrylic Elastic Band Velcro |

Gyror Children's Protective Gear, specially designed for children. Adjustable velcro design can take care of your growing children.The best choice to protect your children.

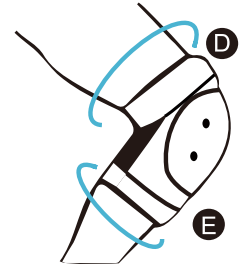
## 2.How To Choose A Suitable Size?

Please measure the circumference of your knees, elbows, wrist before order.



### ELBOW/WRIST

- A. Measure the circumference 2.5 inches above your elbow center.
- B. Measure the circumference 2.5 inches below your elbow center.
- C. Measure the circumference from center of wrist.



### KNEE

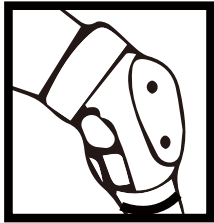
Measure around your lower leg 2.8"(7cm) above and below the patella, with knee joint flexed about 30°.

|   | A                       | B                      | C                      | D                          | E                           |
|---|-------------------------|------------------------|------------------------|----------------------------|-----------------------------|
| S | 9.9-13.8in<br>25-35cm   | 9.4-13in<br>23.5-33cm  | 6-7.5in<br>15.2-19cm   | 13-17in<br>33-43cm         | 12.25-16.1in<br>31-41cm     |
| M | 10.45-15in<br>26.5-38cm | 9.9-14.1in<br>25-36cm  | 6.3-7.8in<br>16-19.7cm | 13.7-18.3in<br>34.5-46.2cm | 12.9-17.25in<br>32.7-43.8cm |
| L | 11-16.2in<br>28-41cm    | 10.2-15.8in<br>26-39cm | 6.5-8in<br>16.5-20cm   | 14.1-19.5in<br>36-49.5cm   | 13.6-18.1in<br>34.5-46cm    |

### 3.How to Wear

Unfold the velcro, put the protective gear on the knees, elbows, and palms, adjust the appropriate elasticity, and stick the velcro.

### 4.Wearing Diagram



Knee Pad



Elbow Pad



Wrist Guard



Elastic band tied




Sleeve wear


### 5.Cleaning Method

1. Wipe the protective gear with a soft damp cloth.
2. If there are stubborn stains, please soak it in soapy water first, and then clean it with a brush.
3. Do not clean with strong detergents (such as: bleach, lye, etc.).
4. After cleaning, place it to dry in a ventilated place, and do not expose it to the sun.


### 6.Package List



Knee Pad x 2



Elbow Pad x 2



Wrist Guard x 2



1. Gyroor children's sports protective gear is specially designed for ordinary children's roller skating, skateboarding, scooters, hoverboards, karts, please do not use it in other ways.
2. Wearing protective gear correctly can effectively reduce sports injuries, but it cannot be completely avoided.
3. Do not modify the protective gear (structure, color, etc.). Any dirt, alteration or improper use of the protective gear may affect the protective effect.
4. In the event of a major impact, the protective gear should be checked for damage. If it is severely damaged, stop using it immediately and replace it with a new protective gear in time.
5. Check whether the protective gear is damaged before each use. The protective gear should be discarded and replaced if any of the following occur:
  - whether the shell has dents, cracks, deep scratches or discoloration.
  - whether the filler under the shell is compacted or holed.
  - whether the straps is no longer fastened.
  - whether the straps is stretched excessively, torn or frayed.
  - whether the protector no longer fits or covers the expected area.
6. Adult guidance is recommended during fitting.

Company: Shenzhen Chitado Technology Co.,Ltd

Address: 12th Floor, Building A, Yousuwei Building, 2000 Jiaxian Road,  
Bantian Street,  
Longgang District, Shenzhen

Website: [service@gyroor.com](mailto:service@gyroor.com)

## 9. After-sales Service

1. If the size of the protective gear is not suitable for you, please feel free to contact us, we will help you replace it for free ASAP.
2. Official email: [support@gyroorboard.com](mailto:support@gyroorboard.com)



**Learn more News about the Gyroor hoverboard?**

Scan on "Gyroorboard" Messenger QR code to get it soon.

[www.gyroor.com](http://www.gyroor.com)



**Learn more News about the Gyroor hoverboard?**

Scan on "Gyroorboard" Messenger QR code to get it soon.