



# TECHNICAL DATA SHEET

Project Name  Catalog #   
 Comments  Date

## LED Wall Packs 45W / 70W / 90W / 135W

### Benefits

- Over 50,000+ Hours L70 Rated, save on Maintenance, and Electricity Cost
- Easy installation, swap out old HID Fixture with new LED wallpack
- Instant-On, No Humming, No Flickering
- Internal Long Lasting LED Driver
- Rated Operating Temperature -22°F + 104°F
- Photocell can easily be mounted on the side
- Eligible for Federal and State Rebates
- 5 Year HTM Lighting Solutions Warranty



### Specifications

|               |                      |
|---------------|----------------------|
| Wattage       | 45W-135W             |
| Equivalent    | 250W-500W HID        |
| Lens          | Polycarbonate Lense  |
| Material      | Rugged Steel Housing |
| Input Voltage | 100-277VAC           |
| Dimmable      | 0-10V Dimming        |
| IP Rating     | IP65                 |
| Color (K)     | 5000K                |



IP65



### Applications

- Commercial Entry Way
- Loading Bays / Loading Docks
- Security Lighting





# TECHNICAL DATA SHEET

Project Name  Catalog #   
 Comments  Date

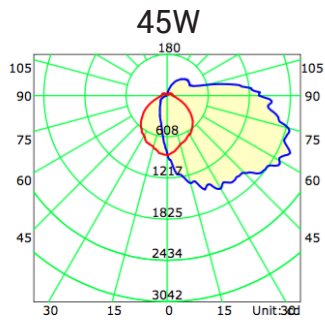
## LED Wall Packs 45W / 70W / 90W / 135W

### Specifications WPXW27V50DK

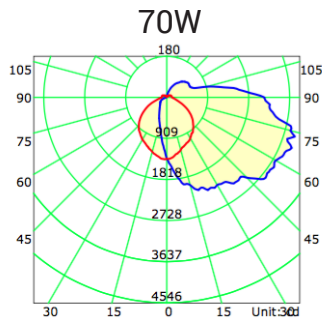
| Part #         | Watts | Lumens      | CCT    | Replacement | Length | Width  | Height |
|----------------|-------|-------------|--------|-------------|--------|--------|--------|
| WP45W27V50KYY  | 45W   | > 5,300 Lm  | 5,000K | 250W HID    | 13.20" | 7.20"  | 9.20"  |
| WP70W27V50KYY  | 70W   | > 8,100 Lm  | 5,000K | 350W HID    | 13.20" | 7.20"  | 9.20"  |
| WP90W27V50KYY  | 90W   | > 11,200 Lm | 5,000K | 400W HID    | 19.00" | 10.00" | 12.00" |
| WP135W27V50KYY | 135W  | > 16,400 Lm | 5,000K | 500W HID    | 19.00" | 10.00" | 12.00" |



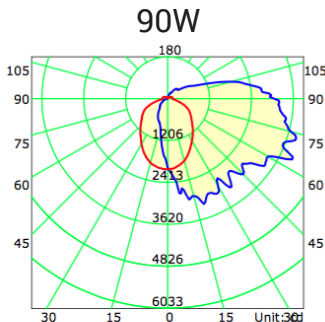
### Luminous Photometrics



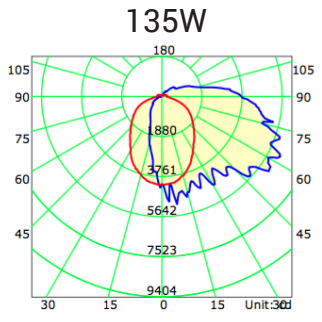
Average Diffuse Angle(50%): 104.5°  
 — C0-C180 — C90-C270



Average Diffuse Angle(50%): 104.3°  
 — C0-C180 — C90-C270



Average Diffuse Angle(50%): 98.2°  
 — C0-C180 — C90-C270



Average Diffuse Angle(50%): 97.3°  
 — C0-C180 — C90-C270



Beam Angle > 90°



CRI >85



>75%



L70 Rated  
50,000+ Hrs



100-277VAC



5 Year  
Warranty