



# SOSEN LED Driver, Your Smart Choice

## Specifications

### SS-150M Series LED Driver

Model: SS-150M-XX

Description: 150W LED Driver

Rev.: V05

Release Date: 2020-06-08

# SS-150M Series LED Driver

**SOSEN**  
LED DRIVER



LED DRIVER

M Series

## Features:

- Efficiency up to 91%
- Dimming: 0-10V,PWM,Resistor,Timing
- Dim-to-Off
- Surge protection: CM: 10kV, DM: 6kV
- AUX Power : 12V/0.3A
- Constant Lumen O/P
- Optional Standby(STB) Function
- Standby Power<1.5W
- IP67
- Communication function with PC
- TYPE HL, suitable for hazardous locations
- Protections: SCP/OTP/UVP
- Warranty: 5 years



**IP67 Class P**

## Description:

SS-150M series are 150W constant current LED Driver with 249-528Vac input and wide O/P voltage range and adjustable O/P current by program.LED luminaries manufactures can easily to design luminaries and reduce cost.

### Applications:

High bay lighting, Stadium lighting, Square lighting, Plant lighting, Fish lighting, Harbor lighting

## Model List:

Model	AC Input Range	Max. Pout	Vout Range	Full Power Vo Range	Iout	THD(Typ.)	PF(Typ.)	Eff.(Typ.)	Max.Tc
SS-150M-56BH	249-528Vac	150W	22-56V	36-56V	0.35-4.2A	10%	0.95	90%	90°C
SS-150M-215BH	249-528Vac	150W	85-215V	108-215V	0.1-1.4A	10%	0.95	91%	90°C

Note:

- 1.Default Tested: at 347Vac, full load, Ta 25°C;
2. The performance of the LED Driver can be guaranteed within the full power Vo range. The voltage lower than full power Vo range, it is need to test the performance with the LED module.

# SS-150M Series LED Driver

## “\*” Means Additional Function

“*”	DALI (suffix:D)	AUX 12V (suffix:H)	NTC (suffix:N)	Timing	0-10V/PWM Dim /Resistor (suffix:B)	Remark
BH		✓		✓	✓	

## Input Characteristics:

Parameter	Min.	Typ.	Max.	Remark
Rated AC Input Range	277Vac		480Vac	
AC Input Range	249Vac		528Vac	
Input Frequency Range	47Hz	50/60Hz	63Hz	
Max Input Current			1.6A	277Vac, Full load
Max Input Power			175W	277Vac, Full load
Max Inrush Current(277Vac)			50A	Cold start
Max Inrush Current(347Vac)			70A	Cold start
Max Inrush Current(480Vac)			90A	Cold start
No Load Power			1.5W	347Vac/60Hz, Dim-off or STB Enable
Power Factor	0.93	0.95		347Vac/60Hz, Full load
	0.90			277-480Vac, 80-100% load
THD		7%	10%	347Vac/60Hz, Full load
			20%	277-480Vac, 80-100% load

# SS-150M Series LED Driver

## O/P Characteristics(SS-150M-56BH):

Parameter	Min.	Typ.	Max.	Remark
O/P Voltage Range	22V		56V	Power derated @22-36V
Rated O/P Voltage	36V		56V	$P_o=V_o \cdot I_o=150W$ , Full load
Rated O/P Current	2.7A		4.2A	4.2A for 36V, 2.7A for 56V
Adj. O/P Current (AOC) Range	0.35A		4.2A	Adjustable by program
No Load Voltage			60V	
Efficiency @277Vac	89.0%	90.0%		O/P 56V/2.7A
Efficiency @347Vac	89.0%	91.0%		O/P 56V/2.7A
Efficiency @480Vac	89.0%	90.0%		O/P 56V/2.7A
O/P Current Tolerance	-5%		+5%	
O/P Current Ripple(PK-AV)		5%	10%	Full load
Start-up Current Overshoot			10%	Full load
Start-up Time			0.5S	277Vac, Full load
			0.5S	347Vac, Full load
Line Regulation	-1%		+1%	Full load
Load Regulation	-2%		+2%	
Temperature Coefficient	-0.03%/°C		+0.03%/°C	Tc: 0°C~90°C
OTP	90°C	100°C	110°C	> Tc Typ., Current derating < Tc Min., Current recovery
Short Circuit Protection			15W	Driver will not be damaged, Constant current mode

# SS-150M Series LED Driver

## O/P Characteristics(SS-150M-215BH):

Parameter	Min.	Typ.	Max.	Remark
O/P Voltage Range	85V		215V	Power derated @85-108V
Rated O/P Voltage	108V		215V	$P_o=V_o \cdot I_o=150W$ , Full load
Rated O/P Current	0.7A		1.4A	1.4A for 108V,0.7A for 215V
Adj. O/P Current (AOC)Range	0.1A		1.4A	Adjustable by program
No Load Voltage			230V	
Efficiency @277Vac	89.0%	91.0%		O/P 215V/0.7A
Efficiency @347Vac	89.0%	91.0%		O/P 215V/0.7A
Efficiency @480Vac	89.0%	91.0%		O/P 215V/0.7A
O/P Current Tolerance	-5%		+5%	
O/P Current Ripple(PK-AV)		5%	15%	Full load
Start-up Current Overshoot			10%	Full load
Start-up Time			0.5S	277Vac,Full load
			0.5S	347Vac,Full load
Line Regulation	-1%		+1%	Full load
Load Regulation	-2%		+2%	
Temperature Coefficient	-0.03%/°C		+0.03%/°C	Tc:0°C~90°C
OTP	90°C	100°C	110°C	> Tc Typ., Current derating < Tc Min., Current recovery
Short Circuit Protection			15W	Driver will not be damaged, Constant current mode

# SS-150M Series LED Driver

## Other Characteristics:

Parameter		Min.	Typ.	Max.	Remark
AUX Power	O/P Voltage	11.5V	12V	12.5V	
	O/P Current			300mA	Operate max 15min at 400mA
0-10V Dimming (Optional)	Dim Vmax	1V		12V	Negative dimming by programming
	Dim Range	10%loset		100%loset	DIM+ source current 110uA .
	Rec.Dim Range	0V		10V	Dimming prohibits reverse connection.
PWM Dimming (Optional)	PWM High	9.8V		10.2V	Negative dimming by programming
	PWM Low	0V		0.3V	DIM+ source current 110uA .
	Frequency	1KHz		2KHz	Dimming prohibits reverse connection.
	PWM Duty	0%		100%	
Resistor Dimming (Optional)	Resistance	0K		100K	Negative dimming by programming
	Dim Range	10%		100%	DIM+ source current 110uA .
Dim to Off (Optional)	Dim-off	3%	5%	7%	By DC voltage, PWM, resistance dimming ratio
	Dim Turn on	5%	7%	9%	By DC voltage, PWM, resistance dimming ratio
STB function enabled voltage (Optional)	Enabled voltage	0V		0.5V	Standby power < 1.5W
	Disabled voltage	3.5V		12V	STB Wire no connect for disabled STB function
Timing Curve(Optional)		By programming			
Life Time(Tc≤65°C)		100,000 hours			80% Load
Life Time(Tc≤75°C)		62,000 hours			80% Load
MTBF		198,000 hours			347Vac, Full load, Ta=25°C (MIL-HDBK-217F)
IP Grade		IP67			
Tc		90°C			
Warranty		5 years			Tc : 75°C
Net Weight		1100g			
Dimension		221mm*71mm*39.6mm			L x W x H

NOTE: 1, All the parameters above are tested Ta 25°C and LED load, unless specified.

2. When using resistor dimming (parallel connection of dimming wires), if the number of parallels is: N, the dimming resistor should be realized 0-100% dimming range, resistance value: 91KΩ/N.

# SS-150M Series LED Driver

## Environmental Requirements

Parameter	Min.	Typ.	Max.	Remark
Operating Temperature(Tcase)	-40°C	25°C	+90°C	
Storage Temperature	-40°C	25°C	+90°C	
Operation Humidity	10%RH		90%RH	
Storage Humidity	5%RH		95%RH	
Altitude	-65m		4000m	

## Safety and EMI/EMS Standards

Certification	Standard	Status	Remark
UL/cUL	UL8750	✓	
TUV	EN 61347-2-13:2014/A1:2017 EN 61347-1:2015 EN 62493:2015		
RCM	AS/NZS61347.2.13		
CCC	GB 19510.14-2009		
CE	EN 61347-2-13:2014 EN 61347-1:2008+A1:2011+A2:2013		

EMI/EMS	Criterion	Remark
Conduction Emission	FCC Part15: Subpart A ANSI 63.4:2014	Class A
Radiation Emission	FCC Part15: Subpart A ANSI 63.4:2014	Class A
Harmonic Current Emissions	IEC/EN 61000-3-2	Class C
Surge	IEC/EN61000-4-5	DM 6kV,CM 10kV,Criterion B
Ring Wave	IEC/EN 61000-4-12	DM 6kV,CM 10kV,Criterion B

# SS-150M Series LED Driver

## Safety Test Items:

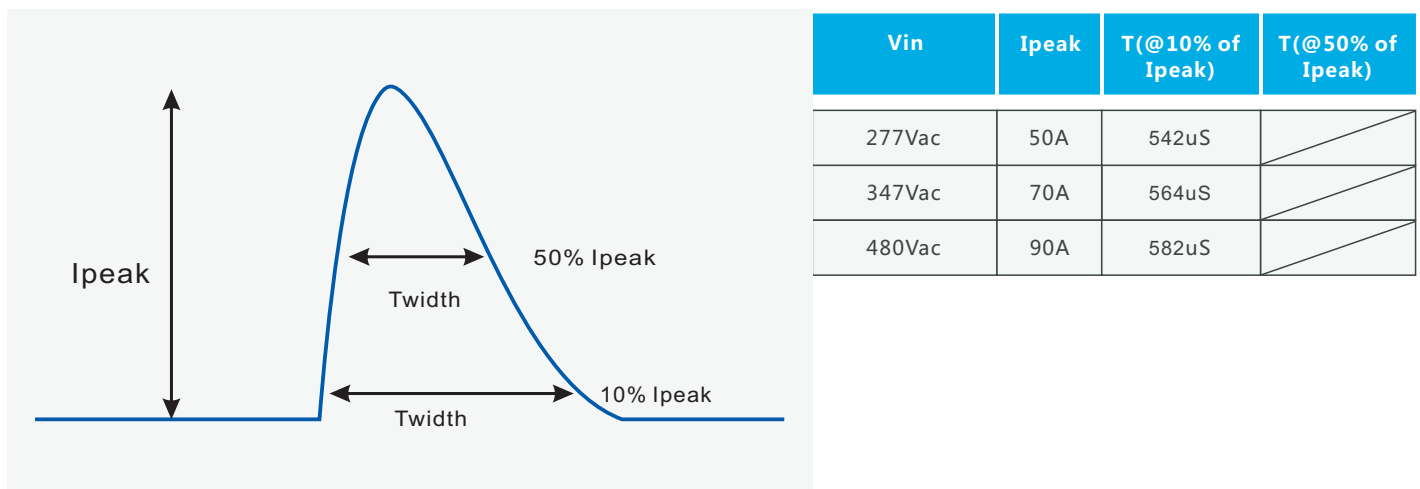
Safety Test Items	Technical Indicators			Remark
Insulation Requirements	UL Insulation Requirements	TUV Insulation Requirements	CCC Insulation Requirements	
Input-O/P	2U+1000	/	/	Reinforced insulation
Input-Case	2U+1000	/	/	Basic insulation
Input-Dim	2U+1000	/	/	Reinforced insulation
O/P-Dim	2U+1000	/	/	Basic insulation
O/P-Case	2U+1000	/	/	Basic insulation
Dim-Case	500	/	/	Basic insulation
Insulation Resistance	≥10MΩ			Input-O/P, Test voltage:500Vdc
Ground Resistance	≤0.1Ω			25A/1min
Leakage Current	≤0.75mA			480Vac

### NOTE:

1. SOSEN warrants the LED Driver itself complies with EMC standard. However, LED Driver's EMC should be re-checked when integrated into lighting systems due to unexpected interference as component.
2. Please short (ACL and ACN), (V+ and V-), (Dim+ and Dim - and Vaux+ and Vaux- and STB) when Hi-pot test.
3. The CCC withstand voltage test needs to disconnect the built-in lightning protection tube. According to the IEC 60598-1:14 standard section 10.2, the "built-in lightning protection tube" can be marked on the nameplate to disconnect the discharge tube on testing.
4. "U" means the maximum working voltage between testing terminals.

## Performance Curves:

### Input Inrush Current

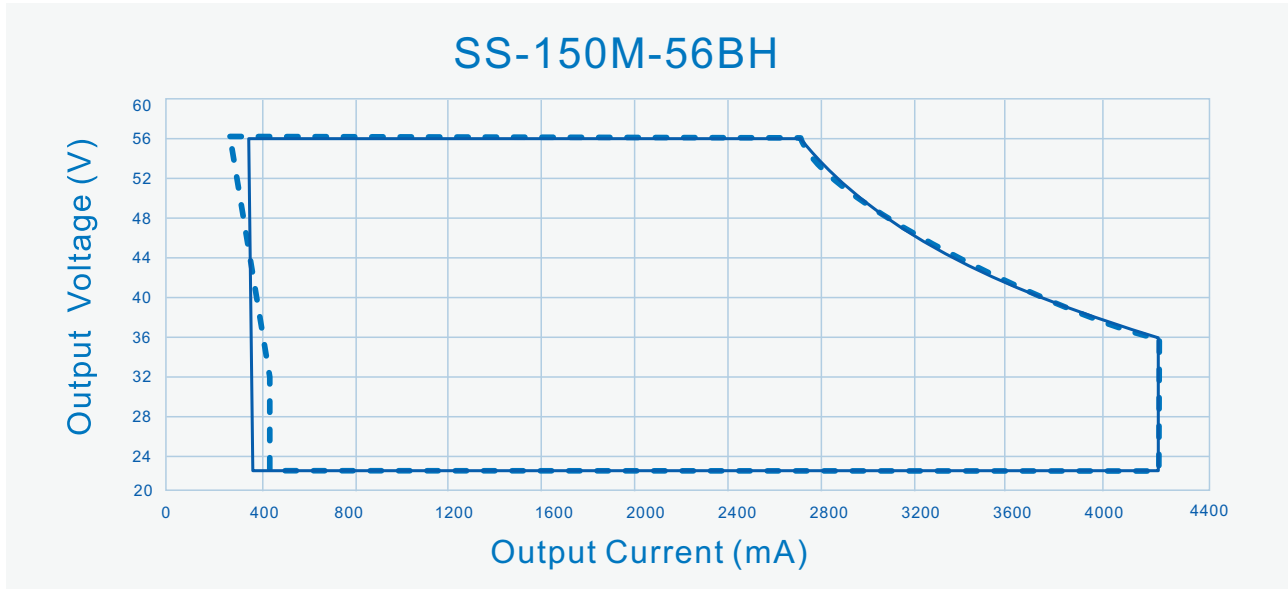




# SS-150M Series LED Driver

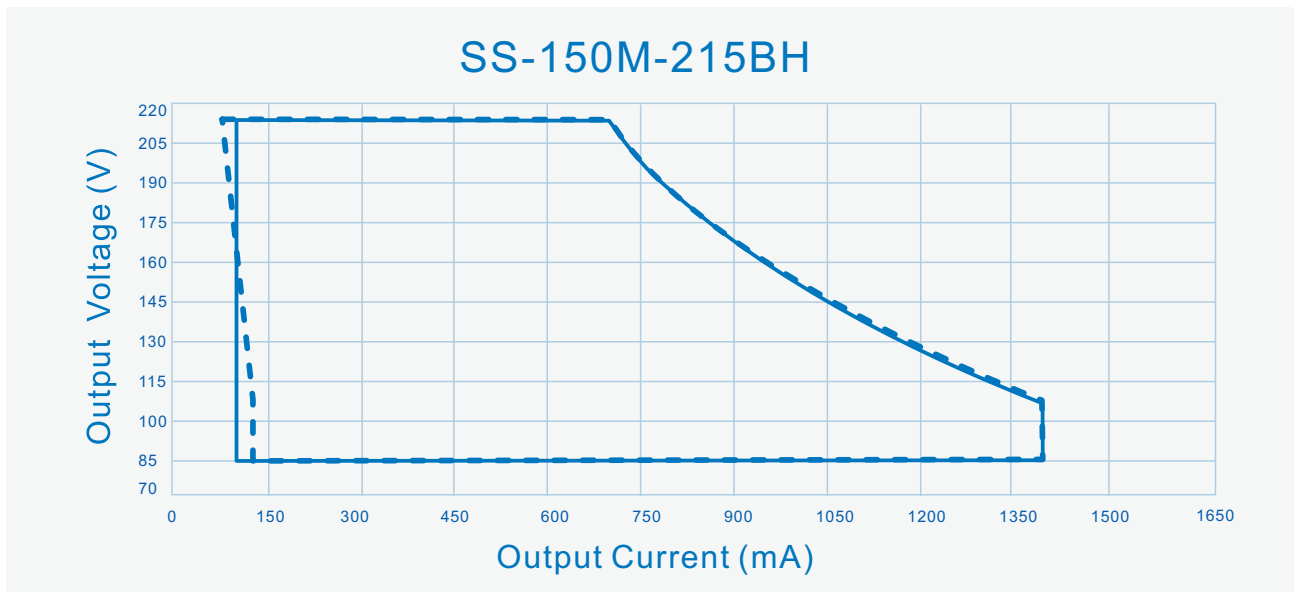
## Performance Curves:

O/P Voltage Vs. O/P Current(Dim/AOC Window)



----- Dimming Window      ————— AOC Window

O/P Voltage Vs. O/P Current(Dim/AOC Window)

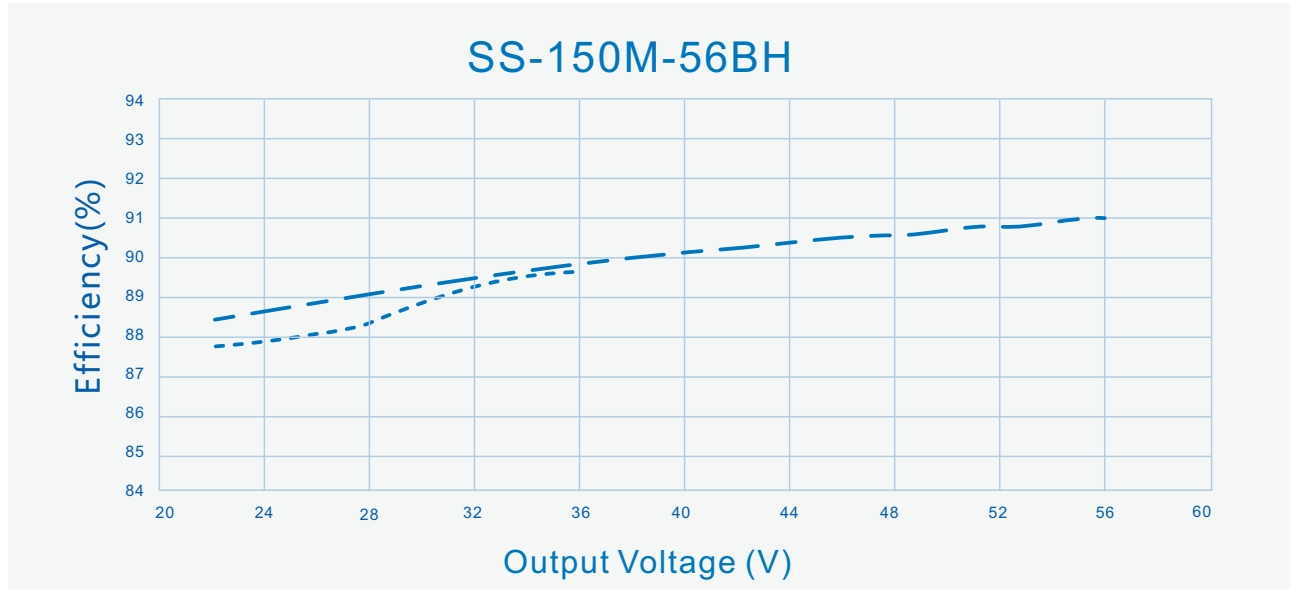


----- Dimming Window      ————— AOC Window

# SS-150M Series LED Driver

## Performance Curves:

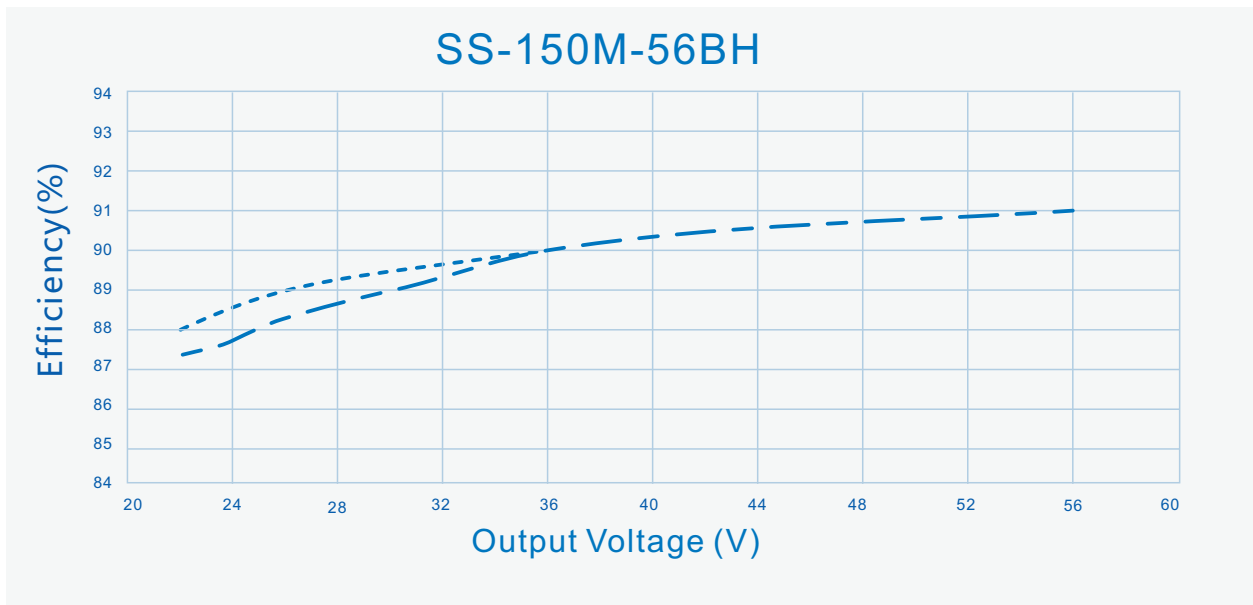
Efficiency Vs. O/P Voltage ( $V_{in}=277V_{ac}$ )



-----  $I_o=4200mA$

- . - .  $I_o=2700mA$

Efficiency Vs. O/P Voltage ( $V_{in}=347V_{ac}$ )



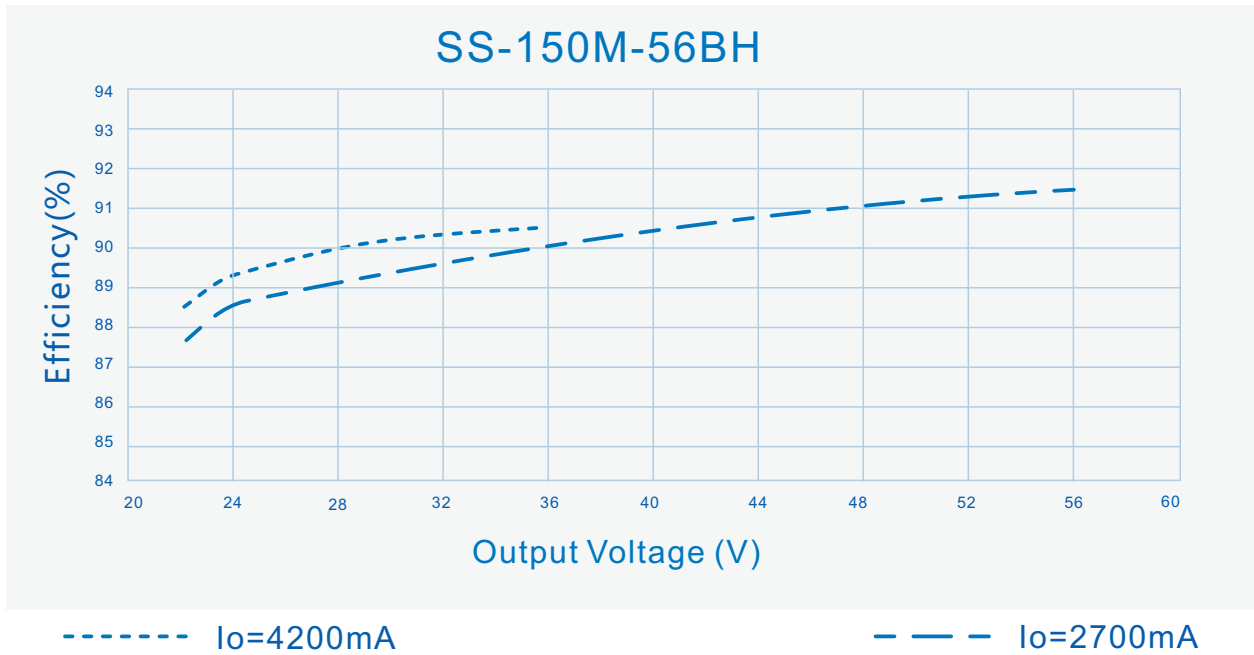
-----  $I_o=4200mA$

- . - .  $I_o=2700mA$

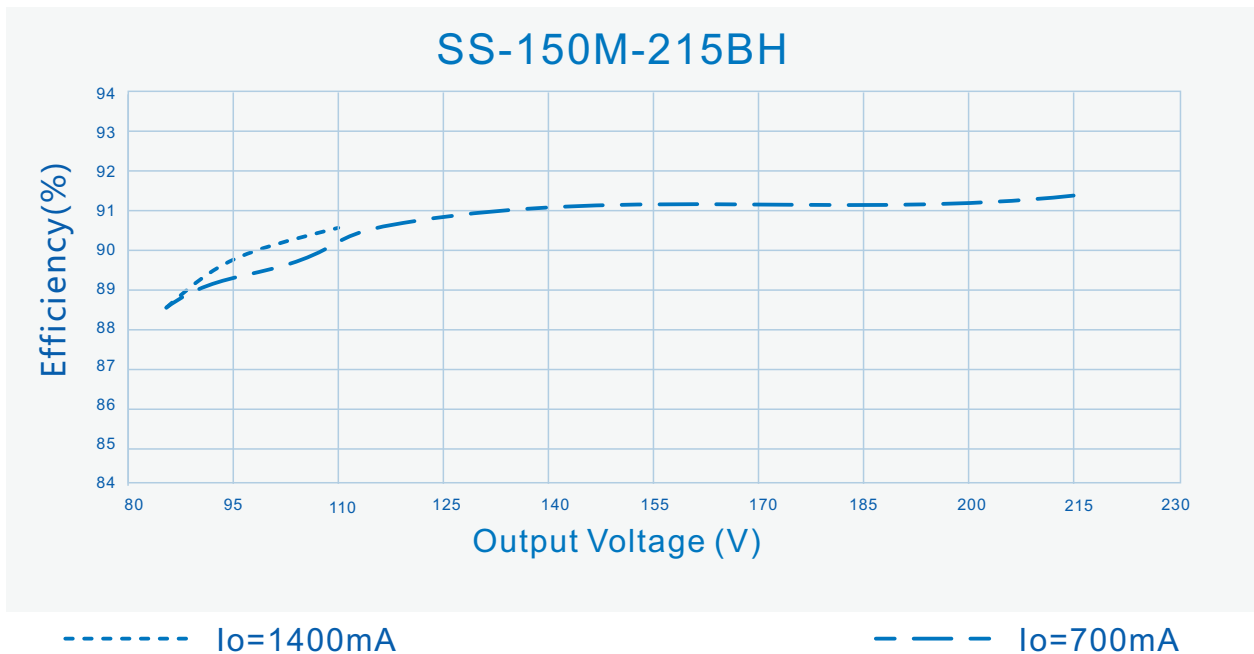
# SS-150M Series LED Driver

## Performance Curves:

Efficiency Vs. O/P Voltage ( $V_{in}=480V_{ac}$ )



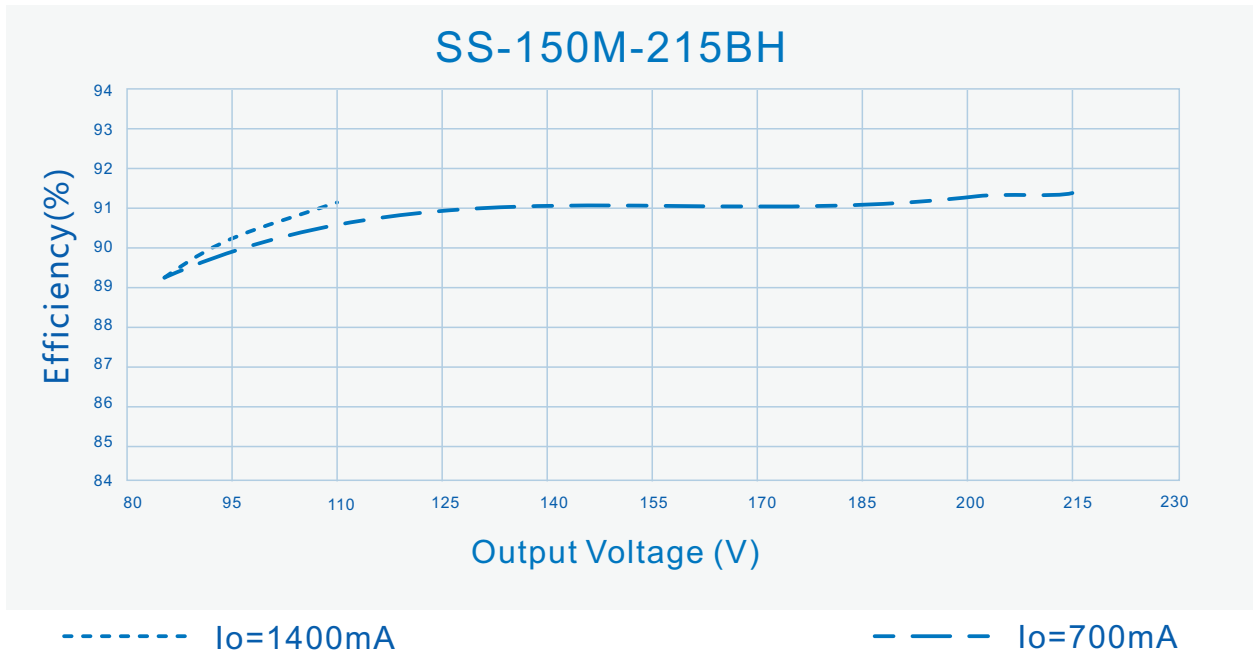
Efficiency Vs. O/P Voltage ( $V_{in}=277V_{ac}$ )



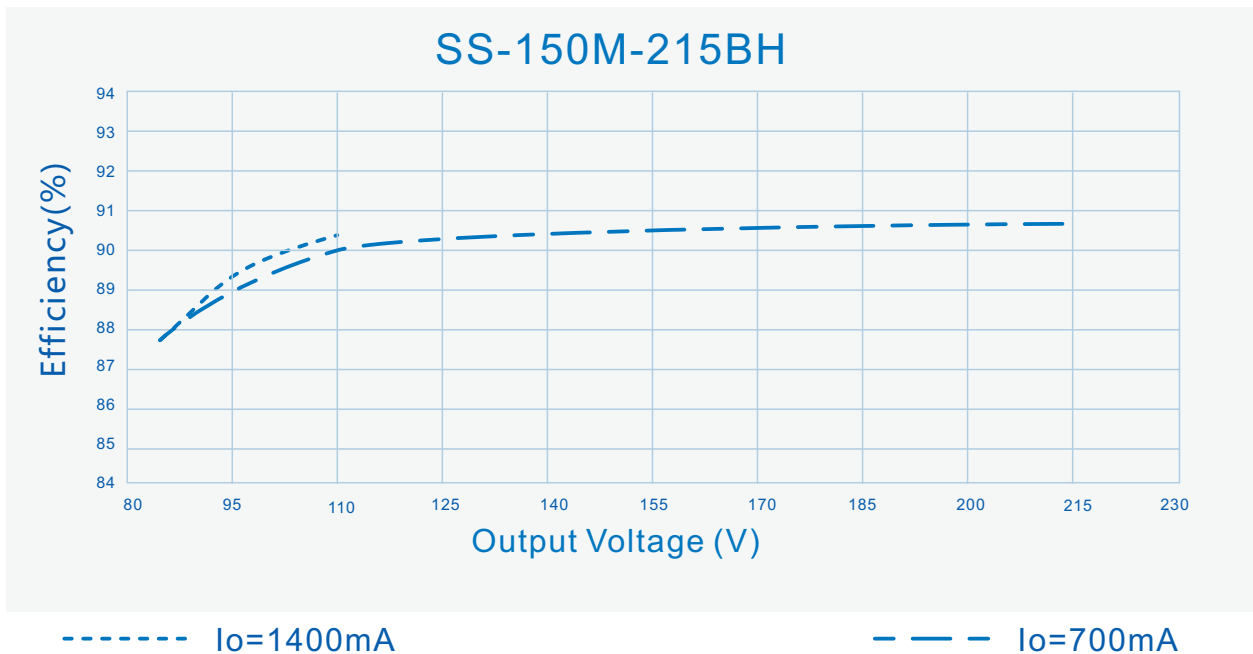
# SS-150M Series LED Driver

## Performance Curves:

Efficiency Vs. O/P Voltage ( $V_{in}=347V_{ac}$ )



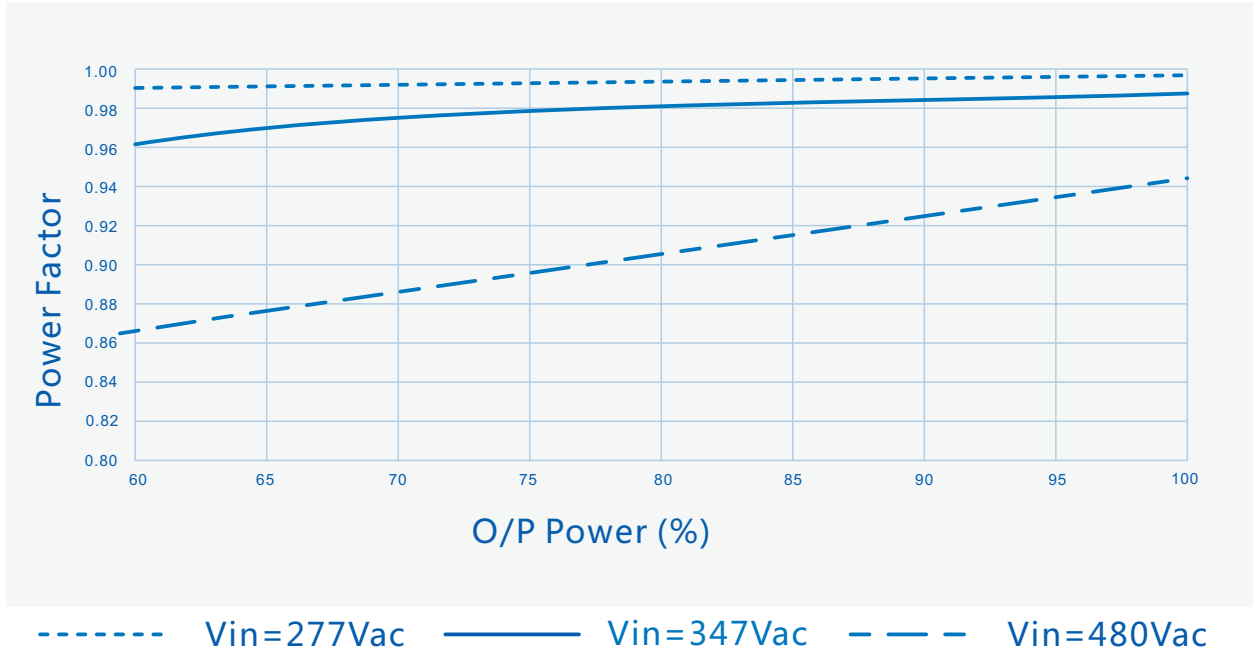
Efficiency Vs. O/P Voltage ( $V_{in}=480V_{ac}$ )



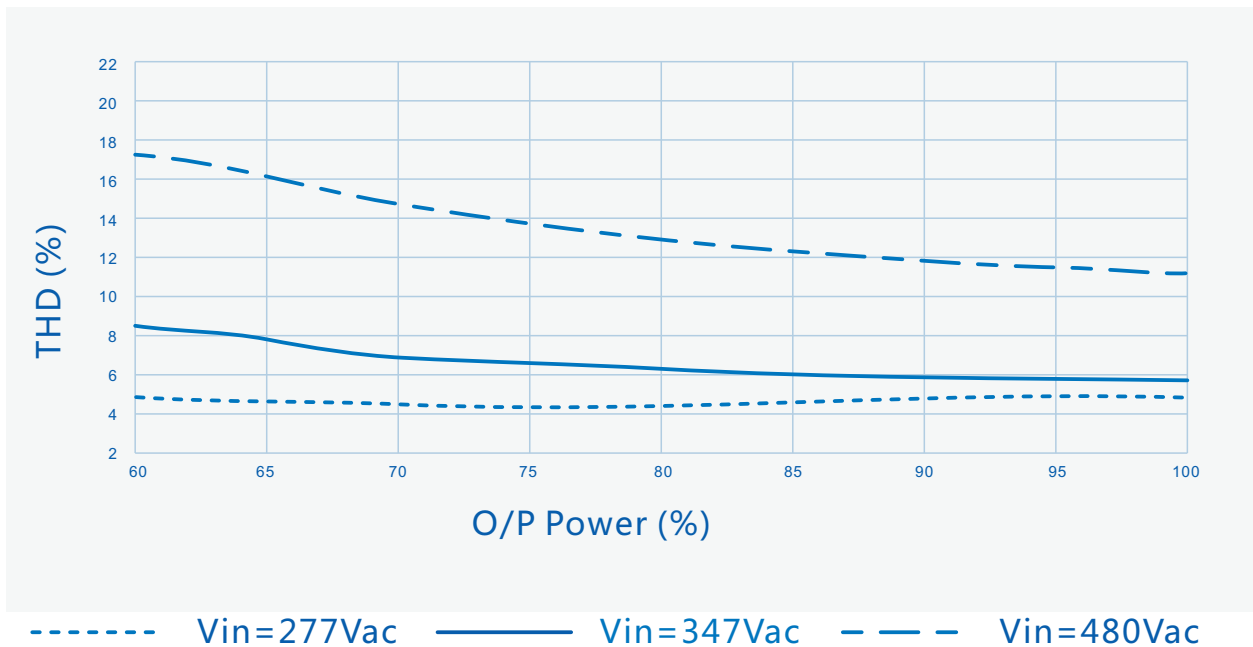
# SS-150M Series LED Driver

## Performance Curves:

Power Factor Vs. O/P Power



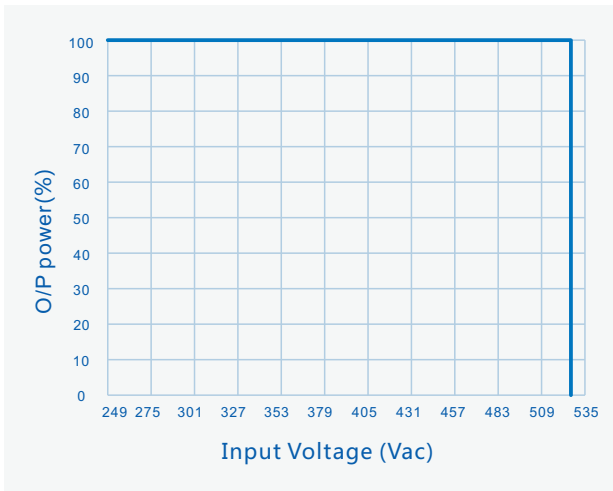
THD Vs. O/P Power



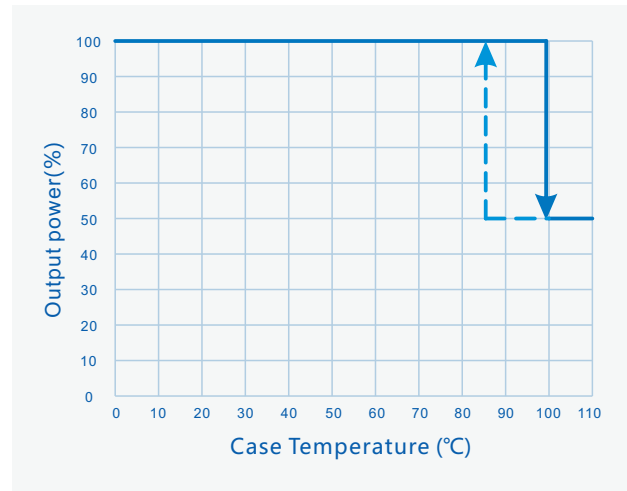
# SS-150M Series LED Driver

## Performance Curves:

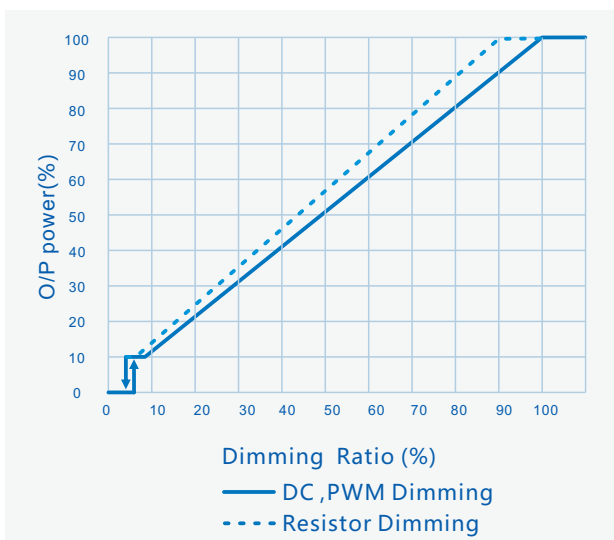
O/P power Vs. Input Voltage  
(Ta Max.60°C)



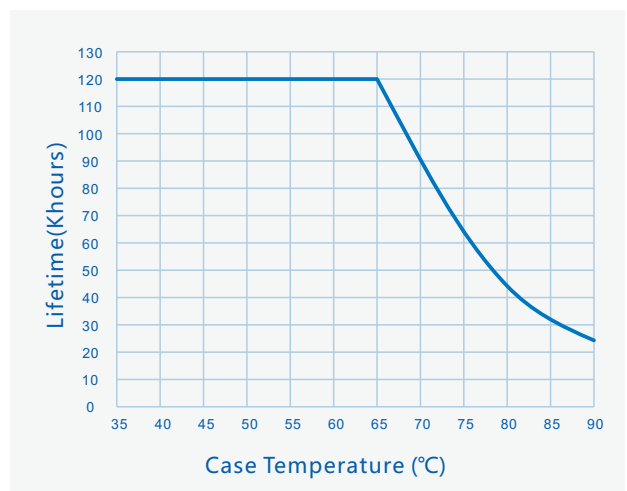
O/P power Vs. Case Temperature



O/P Power Vs. Dimming



Lifetime Vs. Case Temperature



# SS-150M Series LED Driver

## Constant Lumen O/P

Constant Lumen O/P are design to maintain fixture's stable O/P lumen by increasing driver's O/P current within driver's life span to counteract LED lumen degradation.

## Programming connection diagram :

Legacy Timer: Driver's O/P follows the pre-programmed timing curve after turn-on.

Auto-Adjust by Percentage: Driver's O/P will be adjusted by automatically changed dimming curve by the period percentage based on the latest 5 dimming curve.

Auto-Adjust by Mid-point: Driver's O/P will be adjusted by automatically changed dimming curve by mid-point based on the latest 5 dimming curve.

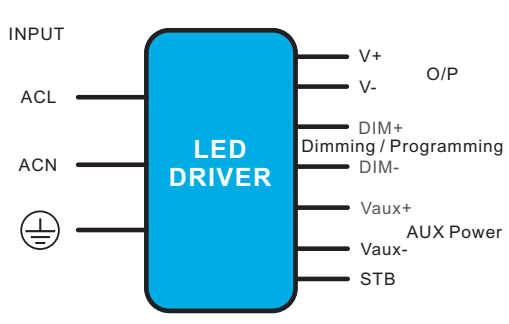


### Note:

Programming could be completed by off-line mode either without turn on the driver or without PC, other than the traditional on-line mode.

# SS-150M Series LED Driver

## Mechanical Characteristics



**AC Input Cable(Exposed Length 450±10mm):**  
UL model: STW,3\*18AWG,O.D: 9.4mm,Black:L,White:N,Green:⊕

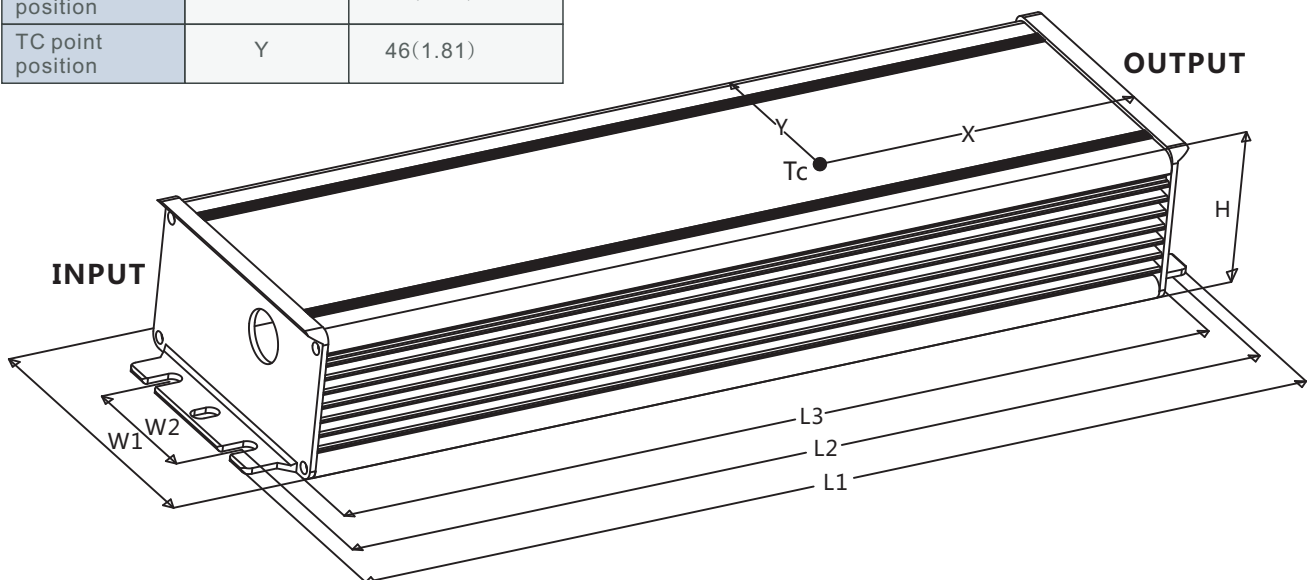
**DC O/P Cable(Exposed Length 250±10mm):**  
UL model: SJTW,2\*18AWG,O.D: 7.3mm,Red:V+,Black:V-

**DIM/AUX Power/Programming Cable (Exposed Length 220±10mm):**  
UL model: STYLE 21996,4\*22AWG, O.D: 5.6mm,Purple : DIM+, Gray: DIM-  
Pink: Vaux+, Black/White: Vaux-  
UL model: STYLE 21996,5\*22AWG, O.D: 6.0mm,Purple : DIM+, Gray: DIM-  
Pink: Vaux+, Black/White: Vaux-, Blue/White: STB

**Note :**

- 1,Please follow the "LED Driver User Manual" obtained from SOSEN's official website for assembly.
- 2,AC Input Cable,DC O/P Cable,DIM/AUX Power/Programming Cable:  
Peeled length of cable:43±5mm, Tinned length of wire:6±1mm

Name Description	Standard Code	mm(In.)
Case Length	L3	197(7.76)
Case Width	W1	71(2.8)
Case Height	H	39.6(1.56)
Overall Length	L1	221(8.7)
Mounting Hole Length	L2	206(8.11)
Mounting Hole Width	W2	34(1.34)
TC point position	X	95(3.74)
TC point position	Y	46(1.81)





# SS-150M Series LED Driver

---



## Assembly Tips

1. Dimming or AUX Power tinned connectors should be capped if not used to avoid dimming or AUX Power parts damage from external signals.

## Package

- Outside carton dimension: L×W×H =495mm×385mm×162mm;
- 14PCS/Carton;
- Net weight/Piece: 1.1kg;Gross weight/Carton: 16.5kg;
- Please refer to the product name, model number, manufacturer identification, QC PASS, manufacturing date on the package.

## Transportation

Packaging is designed suitable for transportation by trucks, vessels and flights. The products should be avoided direct sunlight and rain, loaded/unloaded with caution.

## Storage

The product storage meets the standard of the GB 3873 - 83.  
Products should be rechecked if stored for over 1 year before assembly.

## RoHS

Products comply with European Directive 2011/65/EC.

## Revision History

Version	Description of Update	Updated Date	Remark
V00	Original Release	2018/10/18	
V01	Update Structure Diagram	2019/04/04	
V02	Update Performance Curve	2019/05/29	
V03	Update Cable Length & Programming Illustration	2019/07/25	
V04	Update Programming Connection Diagram	2020/04/24	
V05	Update Note	2020/06/08	

