

# TECHNICAL DATA SHEET

Project Name  Catalog #   
 Comments  Date

## 150W LED Parking Lot Light (CCT + Wattage Selectable)



### Features HTM-S-G12C-150WBT3DA1-abcdefW

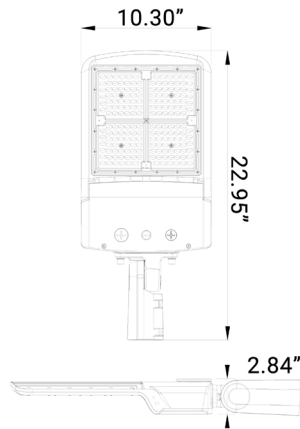
- cUL Listed, DLC 5.1 Premium Listed
- 100-277VAC Internal Sosen Driver
- Included 10kV Surge Protector
- 400W to 500W MH/HPS Replacement
- Easy to install and operate
- Energy saving, long lifespan
- Light is soft and uniform, safe to eyes
- Instant start, NO flickering, NO humming
- Green and eco-friendly without mercury.



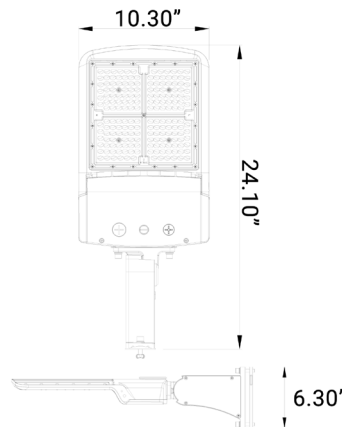
### Applications

- Outdoor basketball court, tennis court.
- Football Field, Soccer Fields,
- Stadium & School Playground
- Community leisure entertainment plaza, road lamp etc.

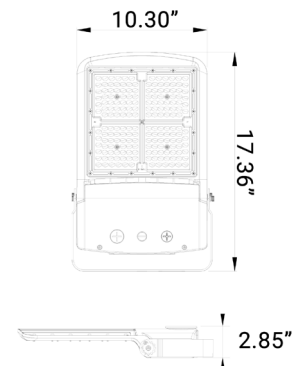
Note: The Letter "E" in SKU stands for  
**AM:** ADJUSTABLE FITTER MOUNTING  
**DM:** DIRECT MOUNTING  
**FM:** FLOOD MOUNTING



**AM: 8.40 lbs**



**DM: 8.90 lbs**



**FM: 8.40 lbs**



# TECHNICAL DATA SHEET

Project Name  Catalog #   
Comments  Date

## 150W LED Parking Lot Light (CCT + Wattage Selectable)

### Specifications HTM-S-G12C-150WBT3DA1-abcdefW

#### Optical

Input Power	150W (Adjustable to 120W & 80W)		
Lumen	18,750lm	22,500lm	21,000lm
Color Temperature	3000K	4000K	5000K
Lumen Efficacy	125lm/w	150lm/w	140lm/w
CRI   Color Consistency	> 80   <7 Steps (or <7 SDCM)		
Viewing Angle   BUG	Type III Distribution   B4-U0-G5		

#### Electrical

Input Voltage	100-277VAC 50/60Hz
PF	≥0.90
THD	≤20%
Driver Model	SOSEN SS-160NH-E260BH
Optional Accessories	10kV Surge Protector Included

#### MATERIALS

LED Brand	Lumileds
LED Type	SMD2835
LED QTY	182 * 2 PCS
Housing	Die Cast Aluminum
Housing Color	Bronze
Waterproof Rating	WET IP65 Rated

#### OTHERS

Operating Temperature	-40°F ~ 122°F
Operating Humidity	10% ~ 90% RH
Storage Temperature	-40°F ~ 176°F
Storage Humidity	10% ~ 95% RH
Warranty Time	5 Years
Certifications	cUL Listed & DLC Premium