

# J.S.T.MEDICAL

MEDICAL + DENTAL + VETERINARY

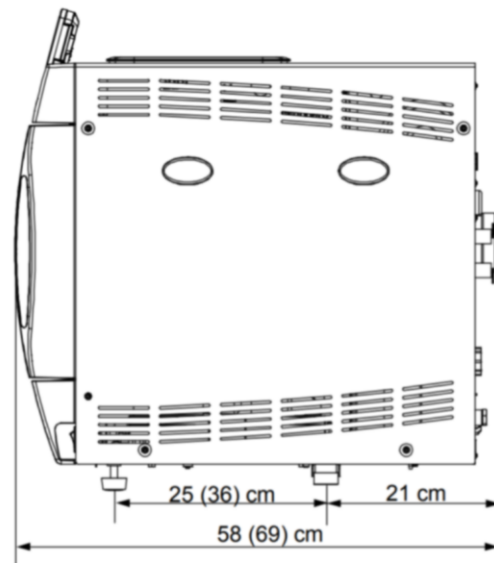
## INSTALLATION REQUIREMENTS for MELAG EVOLUTION STERILISERS

Models covered are the 41B+ and 43B+.

These Autoclaves require correct installation to ensure the longevity of the units. They are heavy due to the design of the units so that they out perform any other bench top steriliser on the New Zealand market.

### **Bench design:**

The units require a sturdy bench capable of supporting the weight of the units, the bench must be level. The weight loading when empty, the 41 B+ weighs 59 kg and the 43 B+ weighs 66 kg. The space requirements for the autoclave corresponds to its dimensions plus at least **5 cm on the side and 10 cm at the back side**. The autoclave should be freely accessible from above, so that the built-in storage tank can be filled and a good ventilation is guaranteed. The autoclave uses a cooling system that has a condenser at the rear of the device. The function and service life can be impaired if the heat dissipation over the condenser is restricted.




Dimensions in brackets - 43 B+. All Models are 46cm wide

### **Drain:**

Where possible we recommend connecting the unit into a drain. This can be connected direct to a “spigot” on the ‘S’ trap of a sink. The discharge temperature does not exceed 80OC. This connection is to be below the bench and within 1 meter of the steriliser. If the unit is able to be connected to a drain and have a cold water connection we strongly recommend looking at the Evolution 40B+ and 44B+ models.

### **Electrical Connection:**

The power supply to both the 40 B+ and the 44B+ is to be a **15 Amp dedicated circuit**. The outlet is a 15Amp GPO (general purpose outlet) to be supplied above the bench. This GPO is to be within 50cm of the steriliser and not directly behind the steriliser.




### **Additional options - Fitting a MELAdem 40 to the steriliser:**

The MELAdem 40 can clip to the side of the steriliser or wall mounted, and the installing company will fit and pipe it into the cold water supply. Wherever the MELAdem 40 is mounted it needs to be accessible so the operators can change the filters when they expire. The steriliser monitors the outgoing water quality of the MELAdem 40 and alerts the operator so there is no need for extra monitoring instruments. The physical size of the Meladem 40 unit is Height 35cm x Length 31.5 cm x Thickness 15, 5 cm. We require a cold water supply to be available for connection of cold water to Autoclave. The water pressure range is 2 - 4 bar at a flow rate of 4.4 L/Minute. The maximum static pressure is 10 bar. Incoming water is to be of drinking quality.

We strongly recommend adding a [water stop valve](#) to the installation.

### Ethernet connection:

The unit has the ability to communicate with a network system should this option be needed for tracking or downloading of records to a network. The unit is supplied standard with an Ethernet point and requires a Cat 5 point to enable networking.



### General Notes:

There are several printer options- these being log printers and bar code label printers. For any electrical accessories chosen we require a standard double 10 Amp GPO and possible an Ethernet point to be provided for these accessories. This double GPO is to be provided within 50 cm of the steriliser for accessories.

The Autoclaves must be serviced annually to meet the requirements of AS/NZS 4815 and AS/NZS 4187. Consideration must be given to the space required so that a technician can service the sterilisers efficiently thus reducing the downtime when servicing is required. Melag units can be repaired and serviced on site and do not require removal to effect repair.

For technical assistance please contact James on 021667987 or email [info@jstmedical.co.nz](mailto:info@jstmedical.co.nz)

**J.S.T.**MEDICAL  
MEDICAL + DENTAL + VETERINARY

MELAG