

# LITTLE BY LITTLE KINDERGARTEN/GRADE 1

## ART ACTIVITIES AND PUPPET PLAYS

### TABLE OF CONTENTS

#### Art Activities

Introduction.....	4
Shady Trees.....	5
Addresses and Phone Numbers.....	6
Recycling.....	7
Friendly Foods.....	8
Graffiti — No!.....	9
Sun Alert.....	10
Self-Esteem.....	11
Water Safety.....	12
The Family.....	13
Bicycle Safety.....	14
Electrical Safety.....	15
Batteries.....	16
Friends.....	17
Substance Abuse.....	18
Drugs.....	19
Guns.....	20
Medicines Aren't Candy.....	21
Transit Safety.....	22
Kitchen Safety.....	23
Bathroom Safety.....	24
Lead Free.....	26
Time Management.....	27
Water Conservation.....	28
Enviro-Shopper.....	29
Anger Management.....	30
Personal Safety.....	31
Healthy Me.....	32
Burn Safety.....	33
Fire Safety.....	34
Friendly Police.....	35

# TABLE OF CONTENTS (cont.)

## Puppet Plays

Introduction.....	37
Graffiti.....	38
Guns.....	39
Water Conservation.....	40
Drugs.....	41
Self-Esteem.....	42
Friendly Foods.....	43
Fire Safety.....	44
Automobile Safety.....	45
Personal Safety.....	46
Recycling.....	47
Medicines Are Not Candy.....	48
Substance Abuse.....	49
Healthy Me.....	50
Friendly Police.....	51
Burn Safety.....	52
Kitchen Safety.....	53
Bathroom Safety.....	54
Anger Management.....	55
Families.....	56
Friends.....	57
Batteries.....	58
Lead Free.....	59
Addresses and Phone Numbers.....	60
Water Safety.....	61
Shady Trees.....	62
Sun Alert.....	63
Enviro-Shopper.....	64
Electrical Safety.....	65
Bicycle Safety.....	66
Time Management.....	67

# Little by Little Art Activities


---

## 1. Shady Trees

---

### Materials

Cotton balls  
Clothespins  
8 ½" x 11" Manila paper  
Newspaper  
Paper towels  
Green tempera paint  
Brown tempera paint  
Old T-shirts




### Art Process

1. Cover the working area with newspaper.
2. Give each student a clothespin and a cotton ball.
3. Show students how to grab the cotton ball with the clothespin.
4. Choose a color of paint.
5. \*Adults should pour a small amount of paint on a paper plate.
6. Paint a picture of a tree on the paper, using the green and brown tempera.
7. Wait for the first color to dry before using another color.
8. Place artwork in a separate area to dry.

Allow 24 hours for drying.

Painting can be messy; make sure to wear old T-shirts for protection.



Trees give us shade and  
keep our house cool.  
Let's save the trees!

---

## 2. Address and Phone Number

---

### Materials

Washable mini-stamps  
Crayons  
8 ½" x 11" Manila paper  
Newspaper  
Paper towels  
Markers  
Construction paper (different colors)  
Glue  
Scissors  
Ink pad



### Art Process

1. Cover area with newspaper.
2. Distribute one 8 ½" x 11" sheet to each child.
3. Write name, address, and phone number on the paper.
4. Decorate the border with crayons and markers.
5. Decorate the construction paper with the mini-stamps.
6. Glue art work on 9" x 12" construction paper (choose any color).

Allow at least one hour to dry.

Remind the students that learning their address and phone numbers are important!



It is very important to learn your address and phone number in case you get lost.

# Little by Little Puppet Plays

# Self-Esteem

Girl: “I never run as fast as my brother. I’m no good.”

Narrator: Dad walks in to the room.


Dad: “What’s wrong?”

Girl: “Billy always runs faster than me. I’m not good at anything.”

Dad: “That’s not true. You are a great dancer. Try not to measure your weak points against someone else’s strong points. Everyone is special because they are all different in their own way.”

Girl: “You mean I’m special and Billy is, too?”

Dad: “That’s right. You should feel good about yourself and have high self-esteem.”



# Fire Safety

**Narrator:** Dad fell asleep while smoking a cigarette.

Girl: “Cough, cough.” (*Sees smoke coming from the room.*)

Girl: “Dad, wake up! The bed is on fire.”

Dad: (*Wakes up.*)

Girl: “Let’s call 911.”

Dad: “No, we need to leave first and then call 911 from a neighbor’s house.”

**Narrator:** Both of them left and waited outside for the fire department. They were safe outside.

