

Description

- Finishing element for integration of the flow opening of the round duct into the respective ETICS of class A1 or A2 according to DIN EN 13501-1 of insulation thickness 60 mm. With other insulation thicknesses, LUNOtherm can be over- or under-insulated
- Positioning of the flow opening in the reveal
- Suitable in combination with round duct 9/R 160 for all ALD, series e², AB 30/60 or RA 15-60
- Can be shortened to different dimensions in height and width
- Insect screen in white or anthracite available separately
- **LUNOtherm-S+ = LUNOtherm-S with sound insulation insert 9/SD-LS**

Building inspection approval: Z-56.212-3628

Order No. LUNOtherm-S 041 154
Order No. 9/SD-LS 041 168

Installation

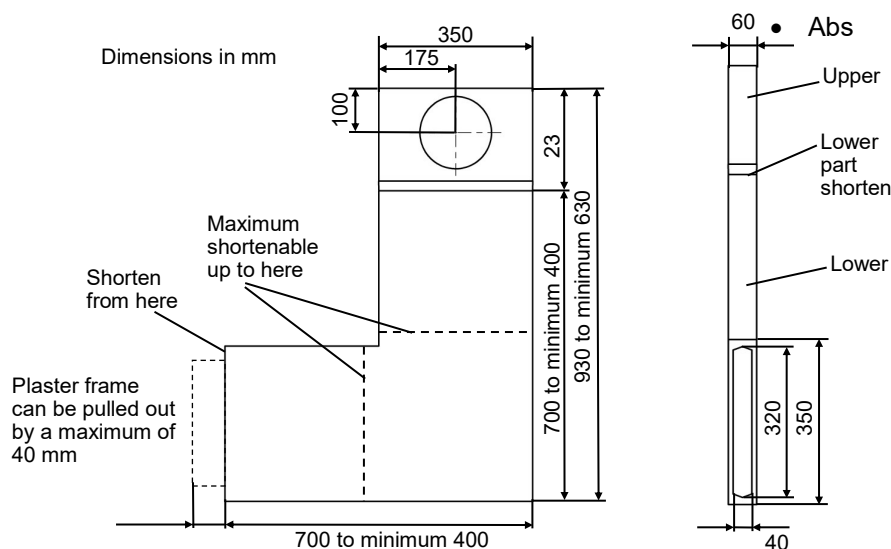
The LUNOtherm-S should be installed next to the window. The upper part can be turned by 180 degrees and plugged onto the lower part. This allows a mirror-inverted installation. Installation with the wall-tube at the bottom is not permitted as there is a risk of rainwater ingress. We will be pleased to inform you on request about further installation positions.

Please observe the installation instructions and have the units installed professionally.

Technical data

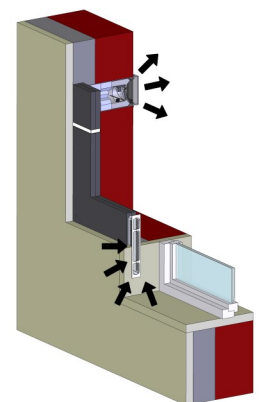

Strength	60 mm
Thermal conductivity (λ)	0,03 W/mK

Dimension drawing



Note

Products and their images may be subject to slight variation. Due to constant further developments and/or several suppliers for e.g. raw materials, colours - among other things - may vary slightly (not for visible parts) or may be shown differently in brochures.



E342 12.20