

GRAYL

# ULTRAPRESS™

FILTER & PURIFIER CARTRIDGE



## Active Technology:

Ion exchange, ultra-powdered activated carbon.

**Antimicrobial:** Yes

**Chemical-free:** Yes

**BPA free materials:** Yes

**Size:** 2.9" (7.3 cm) H x 3.1" (7.8 cm) W

**Weight:** 3 oz (85 g)

**Fast Flow Rate:** 10 seconds per 16.9 fl oz / 3 L per minute.

**Lifespan:** 300 presses (150L/40 gal)

**Shelf Life:** Stored under proper conditions, an unopened Cartridge has a shelf life of 10 years. After a Cartridge has been used, it lasts at least 3 add'l years.

## REMOVES

**VIRUSES** (99.99%)

ROTAVIRUS, NOROVIRUS, HEPATITIS A

**BACTERIA** (99.9999%)

E. COLI, SALMONELLA, DYSENTERY

**PROTOZOA** (99.9%)

GIARDIA, CRYPTOSPORIDIUM, AMOEBAE

## FILTERS

**PARTICULATES**

MICROPLASTICS, SEDIMENT, SILT

**CHEMICALS**

CHLORINE, BENZENE, CHLOROFORM

**HEAVY METALS**

LEAD, ARSENIC, CHROMIUM



SCAN WITH YOUR PHONE  
**LET'S GO!**

Get up and running with your Grayl.

Follow easy step-by-step video/photo guides.

## TECHNOLOGY

### CARTRIDGE LIFESPAN

The lifespan of a Cartridge varies with the quality of the water sources; the clearer, the better. High levels of silt or sediment will shorten the lifespan of the cartridge. Typically, when using clear water, a cartridge will be effective for **~300 cycles (150L / 40 gal)**. As "press time" reaches **~25 seconds** (or three years have elapsed since first use) it's time to replace your cartridge.

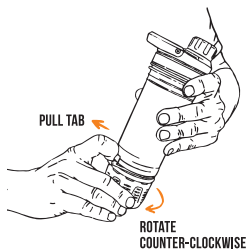
*Cartridge continues to protect, even as press time increases.*



**300 PASSES**  
**150 L / 40 GAL**  
**3 L / MIN**

**ONE PRESS™**  
**10 SECONDS**

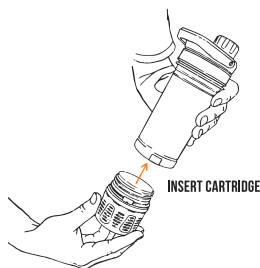
## CARTRIDGE REMOVAL



### REMOVAL

Locate the Purifier Cartridge "lock tab" at bottom of Inner Press. Then pull out the "lock tab" and unscrew the cartridge **counter-clockwise** (lefty loosey) until it separates from the Inner Press.

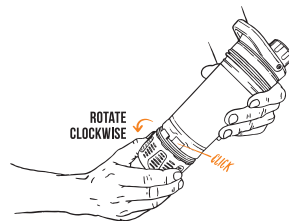
## CARTRIDGE INSTALLATION



### INSTALLATION

Firmly grasp Inner Press, then insert cartridge into bottom of Inner Press.

**CAUTION:** Proper installation of cartridge prevents cross-contamination.



### ROTATE & LOCK

Rotate the cartridge **clockwise** (righty tighty) until you feel the "lock tab" firmly click into the lock slot. Do not over tighten.

## PRECAUTIONS

### FRESHWATER ONLY.

Use freshwater only (no other liquid). NO salt or brackish water.

### CROSS-CONTAMINATION.

Do not expose/fill the Inner Press with untreated water, cross contamination may occur. If this does happen, disassemble and wash ULTRAPRESS (not Cartridge) with soapy water and rinse thoroughly. Alternatively, thoroughly dilute potential contaminants by pressing (and agitating) water through the ULTRAPRESS Cartridge 5-7 times.

### SOURCING THE BEST WATER.

Always begin with the cleanest (least silty) water available. For instance, streams are generally better than lakes and bogs (which are often have higher levels of sediment and tannins).

### CYANOBACTERIA, HIGH LEAD LEVELS, MERCURY, ETC.

Cartridges are designed to remove trace levels of chemicals and heavy metals. The ULTRAPRESS was NOT designed to protect against industrial disasters, coal ash spills, very high lead levels, mercury, nuclear disasters or toxic blue-green algae (cyanobacteria), etc. Find another water source in these situations.

### CAUTION WITH TANNINS.

Tannins are natural organic compounds that leach from decomposing vegetation and trees and can cause Cartridges to prematurely stop working. In high concentrations, tannins are easily recognizable, as they turn water tea-colored and form blackwater rivers. Do not use ULTRAPRESS in water with high tannin concentration.

### NO FREEZING.

Cartridges are not significantly degraded after one freeze/thaw cycle. However, don't use a cartridge after 3 or more freeze/thaw cycles. Protect your ULTRAPRESS in freezing temperatures by keeping it full of water and insulate in a jacket or sleeping bag.

### NO HOT (OR BOILING WATER) OR MICROWAVES.

Do not expose Cartridge to water hotter than 120F (50C). It will harm purifier media. Do not put the ULTRAPRESS in the microwave.

## CARE BETWEEN USES

### DON'T USE SOAP ON CARTRIDGE.

Do not wash the Cartridge with soap or other cleaning agents. Soap will damage the purifier media. You may rinse the Cartridge with clean water as needed.

### PROPER CARE & STORAGE.

For long-term storage, prepare the ULTRAPRESS Bottle to prevent growth of mildew and odors. Thoroughly dry Cartridge by performing one 'dry press' by pressing the wet Cartridge into an empty (no water) Outer ReFill and dump excess water. Allow Cartridge to air-dry thoroughly (depending on humidity it will take 2-4 days to completely dry). Hand wash all other parts with warm, soapy water. Reassemble unit to create air tight seal for storage. Cartridges can last up to three years after opening if cared for properly between uses.

## WE HAVE YOU COVERED

### WARRANTY

Every GRAYL is accompanied by a ten (10) year warranty covering workmanship and materials.

### TESTING STANDARDS.

Meets or exceeds the United States Environmental Protection Agency's Water Purifier standard for microbiological filtration.

### QUESTIONS?

For answers to the most common questions, live chat, and product support, please visit [www.grayl.com/help](http://www.grayl.com/help)

### INTERNATIONAL MANUALS.

Manual / Handbuch / Manuali / Manuels / マニュアル / 取扱  
[www.grayl.com/manuals](http://www.grayl.com/manuals)



### GIVING BACK

GRAYL® pledges 1% of sales to the preservation and restoration of the natural environment. 1% For The Planet is a global network of businesses, nonprofits and individuals working together for a healthy planet.

#EMPOWERADVENTURE

GRAYL.COM / SEATTLE, USA

1631 15TH AVE W #208  
SEATTLE, WA 98119  
877.293.7861

© 2021 GRAYL, INC. ALL RIGHTS RESERVED.