

GRAYL

ULTRAPRESS®

FILTER & PURIFIER CARTRIDGE



Active Technology:

Electroadsorption and ultra-powdered activated carbon.

BPA free materials: Yes

Size: 2.9" (7.3 cm) H x 3.1" (7.8 cm) W

Weight: 3 oz (85 g)

Fast Flow Rate: 10 seconds per 16.9 fl oz / 3 L per minute.

Lifespan: 300 presses (150L/40 gal)

Shelf Life: Stored under proper conditions, an unopened Cartridge has a shelf life of 10 years. After a Cartridge has been used, it lasts at least 3 add'l years.

BPA
FREE



REMOVES

VIRUSES (99.99%)

ROTAVIRUS, NOROVIRUS, HEPATITIS A

BACTERIA (99.9999%)

E. COLI, SALMONELLA, DYSENTERY

PROTOZOA (99.9%)

GIARDIA, CRYPTOSPORIDIUM, AMOEBAE

FILTERS

PARTICULATES

MICROPLASTICS, SEDIMENT, SILT

CHEMICALS

PFAS, CHLORINE, CHLOROFORM

HEAVY METALS

LEAD, ARSENIC, CHROMIUM



SOLD SEPARATELY

DRINK-MIX READY

USE ELECTROLYTES
AND OTHER DRINKS
IN YOUR GRAYL!

TECHNOLOGY

CARTRIDGE LIFESPAN

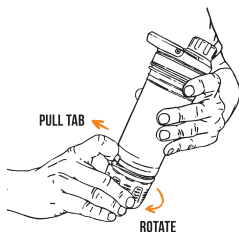
The lifespan of a Cartridge varies with the quality of the water sources; the clearer the better. In clear water, a Cartridge will be effective for **~300 cycles (40 gal / 150L)**. Lifespan is shortened in water containing impurities such as mud, silt or tannins. As "press time" reaches **~25 seconds** (or three years have elapsed since first use) it's time to replace the Cartridge. Regardless of flow rate, Cartridges are effective (no waterborne pathogens pass).



300 PRESSES
150 L / 40 GAL
3 L / MIN

ONE PRESS®
10 SECONDS

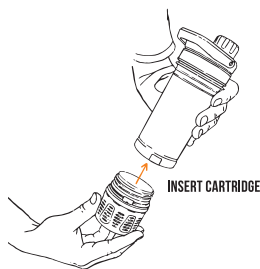
CARTRIDGE REMOVAL



REMOVAL

Locate the Purifier Cartridge "lock tab" at bottom of Inner Press. Then pull out the "lock tab" and unscrew the cartridge (lefty loosey) until it separates from the Inner Press.

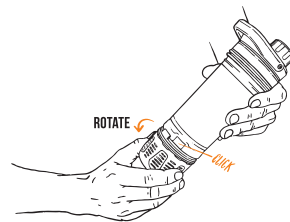
CARTRIDGE INSTALLATION



INSTALLATION

Firmly grasp Inner Press, then insert cartridge into bottom of Inner Press.

CAUTION: Proper installation of cartridge prevents cross-contamination.



ROTATE & LOCK

Rotate the cartridge (righty tighty) until you feel the "lock tab" firmly click into the lock slot. Do not over tighten.

PRECAUTIONS

FRESHWATER ONLY.

Use freshwater only (no other liquid), NO salt or brackish water.

CROSS-CONTAMINATION.

Do not expose/fill the Inner Press with untreated water, cross contamination may occur. If this does happen, disassemble and wash UltraPress® (not Cartridge) with soapy water and rinse thoroughly. Alternatively, thoroughly dilute potential contaminants by pressing (and agitating) water through the UltraPress® Cartridge 5-7 times.

SOURCING THE BEST WATER.

Always begin with the cleanest (least silty) water available. For instance, streams are generally better than lakes and bogs (which are often have higher levels of sediment and tannins).

CYANOBACTERIA, HIGH LEAD LEVELS, MERCURY, ETC.

Cartridges are designed to remove trace levels of chemicals and heavy metals. The UltraPress® was NOT designed to protect against industrial disasters, coal ash spills, very high lead levels, mercury, nuclear disasters or toxic blue-green algae (cyanobacteria), etc. Find another water source in these situations.

CAUTION WITH TANNINS.

Tannins are natural organic compounds that leach from decomposing vegetation and trees and can cause Cartridges to prematurely clog. In high concentrations, tannins are easily recognizable, as they turn water tea-colored and form blackwater rivers. Do not use UltraPress® in water with high tannins.

NO FREEZING.

Cartridges are not significantly degraded after one freeze/thaw cycle. However, don't use a cartridge after 3 or more freeze/thaw cycles. Protect your UltraPress® in freezing temperatures by keeping it full of water and insulate in a jacket or sleeping bag.

NO HOT (OR BOILING WATER) OR MICROWAVES.

Do not expose Cartridge to water hotter than 120F (50C), it will harm purifier media. Do not put the UltraPress® in the microwave.

CARE BETWEEN USES

DON'T USE SOAP ON CARTRIDGE.

Do not wash the Cartridge with soap or other cleaning agents. Soap will damage the purifier media. You may rinse the Cartridge with clean water as needed.

PROPER CARE & STORAGE.

Thoroughly dry wet Cartridge by pressing into an empty (no water) Outer Cup and dump excess water. Remove One-Way Silicone Valve (sold separately) and allow Cartridge to air-dry thoroughly (depending on humidity it will take 2-4 days to completely dry). Hand wash all other parts including One-Way Silicone Valve with warm, soapy water. Reassemble unit to create airtight seal for storage. Cartridges can last up to three years after opening if cared for properly between uses.

WE HAVE YOU COVERED

WARRANTY

Every GRAYL is accompanied by a ten (10) year warranty covering workmanship and materials.

TESTING STANDARDS.

Meets or exceeds the US EPA Guide Standard and Protocol for Testing Microbiological Water Purifiers (April 1987).

QUESTIONS?

For answers to the most common questions, live chat, and product support, please visit www.grayl.com/help

INTERNATIONAL MANUALS.

Manual / Handbuch / Manuali / Manuels / マニュアル / 取扱
www.grayl.com/manuals



GIVING BACK

GRAYL® pledges 1% of sales to the preservation and restoration of the natural environment. 1% For The Planet is a global network of businesses, nonprofits and individuals working together for a healthy planet.



SCAN WITH YOUR PHONE
LET'S GO!

Get detailed video instruction on this product.