



ULTRALIGHT
COMPACT PURIFIER
QUICKSTART GUIDE

GRAYL



ONE PRESS. GLOBAL PROTECTION.



FILL. PRESS. DRINK.™

PURIFICATION & FILTRATION



**REPLACEABLE
CARTRIDGE**

**ONE PRESS
15 SECONDS**

**300 USES
150 L / 40 GAL
2L / MIN**

REMOVES

VIRUSES (99.99%)
ROTOVIRUS, NOROVIRUS, HEPATITIS A
BACTERIA (99.99999%)
E. COLI, SALMONELLA, DYSENTERY
PROTOZOA (99.9%)
GIARDIA, CRYPTOSPORIDIUM, AMOEBAE

FILTERS

PARTICULATES
MICROPLASTICS, SEDIMENT, SILT
CHEMICALS
CHLORINE, BENZENE, CHLOROFORM
HEAVY METALS
LEAD, ARSENIC, CHROMIUM

A PEEK INSIDE



CLEAN, SAFE DRINKING WATER

Once purified, 16 ounces of water is ready to chug, sip or store for later. Purified water, anywhere in the world.



ION EXCHANGE AND ACTIVATED CARBON

Inside the purifier cartridge, non-woven ceramic media fibers block particulates and provide structure for two technologies: positively charged ions (i.e. molecular magnets) and powdered activated carbon. As dirty water is forced through the media, ion exchange permanently binds pathogens (i.e. virus, protozoa, bacteria). Activated carbon adsorbs chemicals, heavy metals, flavors, and odors.



DIRTY WATER

Untreated, contaminated water with pathogens (virus, bacteria, protozoa), sediment, microplastics, chemicals and/or heavy metals.

A CLOSER LOOK



OUTER REFILL

Scoop or fill 'dirty' water into the Outer Refill to the indicated fill line on the back.



LOOP CAP

The ULTRALIGHT cap is clippable and carry friendly with its two finger loop, textured surface, and soft beveled edges.



MAX FILL LINE

ULTRALIGHT holds 16 fluid ounces (473 ml) of clean, safe drinking water.

NON-SLIP BASE

Soft, non-slip base provides durable protection.

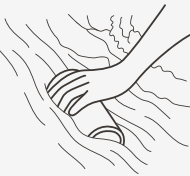
HOW IT WORKS



1

ROTATE & PULL APART.

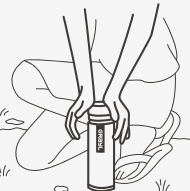
Grasp the Inner Press with one hand and the Outer Refill with the other, then pull apart. A quick twist helps to initiate separation.



2

FILL WITH DIRTY WATER.

Scoop from a stream or lake, or fill from any bathroom sink or rustic hostel tap.



3

PRESS ON ANY LOW SURFACE.

Utilizing your body weight, press with steady downward force. To press and purify with the cap on, open cap 1/2 turn to allow air to escape during purification.



4

DRINK CLEAN, PURIFIED WATER.

Fast and easy; makes safe drinking water in 15 seconds - anywhere!



GLOBAL VIRUS PROTECTION

Waterborne virus is found in tap water in virtually all developing countries. Virus sickens travelers and local populations, killing hundreds of thousands of children annually. Designed for use anywhere on earth, GRAYL provides global protection from all waterborne pathogens plus chemicals, heavy metals, and even microplastics.



FILL.

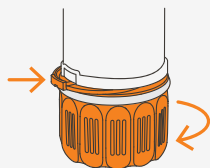


PRESS.



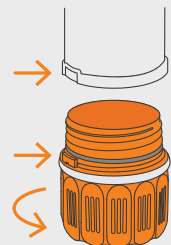
DRINK.

CARTRIDGE INSTALLATION



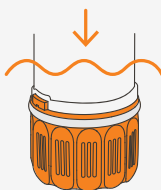
REMOVAL

Locate purifier lock tab at bottom of INNER PRESS. Pull out purifier lock tab and twist purifier clockwise.



INSTALLATION

Insert purifier into INNER PRESS and rotate counter-clockwise. Screw purifier until purifier lock tab clicks into purifier lock slot. Do not over tighten.



BEFORE FIRST USE!

Before drinking, press water through the purifier system twice. Discolored water (caused by harmless activated carbon dust) is normal during the first few cycles.

CARE AND USE

DO NOT USE SOAP ON PURIFIER CARTRIDGE.

Do not wash cartridge with soap or other cleaning agents. Soap will damage the purifier media. You may rinse cartridge with clean water as needed.

WASH ULTRALIGHT (NOT PURIFIER CARTRIDGE) BY HAND.

The Outer [Re]Fill, Inner Press, and Cap can all be washed by hand with warm, soapy water. Do not put any components into a dishwasher. Do not wash Purifier Cartridge with soap or any other cleaning agents.

LONG-TERM STORAGE.

For long-term storage, prepare ULTRALIGHT for storage to prevent growth of mildew and odors. Thoroughly dry cartridge by performing one 'dry press' by pressing the wet Purifier into an empty (no water) Outer Refill and dump excess water. Allow cartridge to air-dry thoroughly (depending on humidity it will take 2-4 days to completely dry). Hand wash all other parts with warm, soapy water. Reassemble unit to create air tight seal for storage. Cartridges can last up to three years after opening if cared for properly between uses.

LIFESPAN OF PURIFIER CARTRIDGES.

The lifespan of a cartridge varies with the quality of the water sources; the clearer, the better. High levels of silt or sediment will shorten the lifespan of the cartridge. Typically, when using clear water, a cartridge will be effective for **-300 cycles (40 gal/ 150L)**. As "press time" reaches **-25 seconds** (or three years have elapsed since first use) it's time to replace your cartridge.

SHELF LIFE OF UNUSED PURIFIER CARTRIDGES.

Stored under proper conditions, an unused (and airtight) cartridge has a shelf life of 10 years.

ON AN AIRPLANE.

As an airplane climbs to cruising altitude, cabin pressure drops, causing air to expand inside ULTRALIGHT. Prevent leaking by flying with your ULTRALIGHT completely empty (no water to leak) or completely full (no air to expand). Once you've reached cruising altitude, use ULTRALIGHT normally.

PRECAUTIONS

PURIFY FRESHWATER ONLY.

Use freshwater only (no other liquid). **NO salt or brackish water.**

CROSS-CONTAMINATION.

Do not expose/fill the Inner Press with untreated water, cross contamination may occur. If this does happen, disassemble and wash ULTRALIGHT (not Purifier Cartridge) with soapy water and rinse thoroughly. Alternatively, thoroughly dilute potential contaminants by pressing (and agitating) water through the ULTRALIGHT Purifier 5-7 times.

SOURCING THE BEST WATER.

Always begin with the cleanest (least silty) water available. For instance, streams are generally better than lakes and bogs (which are often have higher levels of sediment and tannins).

CYANOBACTERIA, EXCESSIVELY HIGH LEAD LEVELS, MERCURY, ETC.

Purifier Cartridges are designed to remove trace levels of chemicals and heavy metals. The ULTRALIGHT was NOT designed to protect against industrial disasters, coal ash spills, very high lead levels, mercury, nuclear disasters or toxic blue-green algae (cyanobacteria), etc. Find another water source in these situations.

NO FREEZING.

Cartridges are not significantly degraded after one freeze/thaw cycle. However, don't use a cartridge after 3 or more freeze/thaw cycles. Protect your ULTRALIGHT in freezing temperatures by keeping it full of water and insulate in a jacket or sleeping bag.

NO HOT (OR BOILING) WATER, OR MICROWAVES.

Do not expose Purifier Cartridge to water hotter than 120F (50C), it will harm purifier media. Do not put the ULTRALIGHT in the microwave.

DURABILITY AND ACCIDENTAL DROPS.

Incredibly durable, a ULTRALIGHT Purifier withstands drop tests (at full capacity) up to 10 feet (3 meters).



IF THERE IS MAGIC ON THIS PLANET
IT IS CONTAINED IN WATER.

-LOREN EISELEY

GIVING BACK



GRAYL® pledges 1% of sales to the preservation and restoration of the natural environment. 1% For The Planet is a global network of businesses, nonprofits and individuals working together for a healthy planet. More than \$175 Million dollars have been given back to the environment.

WE HAVE YOU COVERED

WARRANTY

Every GRAYL is accompanied by a ten (10) year warranty covering workmanship and materials.

TESTING STANDARDS

Independently tested by certified laboratory to meet or exceed NSF protocol 42 and 53 for pathogen and chemical removal. Meets the EPA Guide Standard and Protocol for testing microbiological water purifiers.

ZERO WASTE RECYCLING PROGRAM

To participate in our zero waste cartridge recycling program, please visit us at www.grayl.com/recycle

QUESTIONS?

For answers to the most common questions, live chat, and product support, please visit www.grayl.com/help

INTERNATIONAL MANUALS

Manual / Handbuch / Manuali / Manuels / マニュアル / คู่มือ
www.grayl.com/manuals

GRAYL®

#EMPOWERADVENTURE

@thegraysl / www.grayl.com

BPA FREE

TEN YEAR WARRANTY