



GRAYL®

GEOPRESS PURIFIER

QUICKSTART GUIDE

ONE PRESS. GLOBAL PROTECTION.

SIMPLEVENT™ SOFTPRESS™



FILL. PRESS. DRINK.™

PURIFICATION & FILTRATION



REPLACEABLE CARTRIDGE

ONE PRESS
8 SECONDS

350 USES
250 L / 65 GAL
5L / MIN

REMOVES

VIRUSES (99.99%)
ROTAVIRUS, NOROVIRUS, HEPATITIS A
BACTERIA (99.9999%)
E. COLI, SALMONELLA, DYSENTERY
PROTOZOA (99.9%)
GIARDIA, CRYPTOSPORIDIUM, AMOEBAE

FILTERS

PARTICULATES
MICROPLASTICS, SEDIMENT, SILT
CHEMICALS
CHLORINE, BENZENE, CHLOROFORM
HEAVY METALS
LEAD, ARSENIC, CHROMIUM

A PEEK INSIDE



CLEAN, SAFE DRINKING WATER

Once purified, 24 ounces of water is ready to chug, sip or store for later. Purified water, anywhere in the world.



ION EXCHANGE AND ACTIVATED CARBON

Inside the purifier cartridge, non-woven ceramic media fibers block particulates and provide structure for two technologies: positively charged ions (i.e. molecular magnets) and powdered activated carbon. As dirty water is forced through the media, ion exchange permanently binds pathogens (i.e. virus, protozoa, bacteria). Activated carbon adsorbs chemicals, heavy metals, flavors, and odors.



DIRTY WATER

Untreated, contaminated water with pathogens (virus, bacteria, protozoa), sediment, microplastics, chemicals and/or heavy metals.

A CLOSER LOOK



OUTER REFILL

Scoop or fill 'dirty' water into the Outer Refill.

TOPOGRIP™

Durable, tactile non-slip grip material placed on all heavy use surfaces.



GEOPRESS™ DRINK CAP

The perfect spout for on-the-go hydration. Protects against cross contamination and includes a carrying handle sized for two fingers.

INNER PRESS

The transparent Inner Press stores safe, clean purified water. Dirty water never enters the Inner Press.



SIMPLEVENT™

Twist the cap 1/2 turn to vent air during purification process.

SOFTPRESS™ PADS

Comfortable pressing pads provide for an ergonomic, non-slip pressing surface.



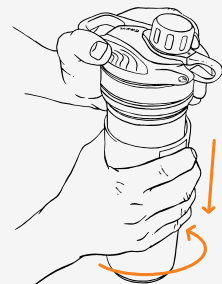
MAX FILL LINE

GEOPRESS holds 24 fluid ounces (710 ml) of clean, safe drinking water.

NON-SLIP BASE

Soft, non-slip base provides durable protection.

HOW IT WORKS



1

ROTATE & PULL APART.

Grasp the Inner Press with one hand and the Outer Refill with the other, then pull apart. A quick twist helps to initiate separation.

2

FILL WITH DIRTY WATER.

Scoop from a stream or lake, or fill from any bathroom sink or rustic hostel tap.



3


PRESS ON ANY LOW SURFACE.

Twist the SimpleVent™ cap 1/2 turn to allow air to vent during purification process. Utilizing your body weight, press with steady downward force.



4

DRINK CLEAN, PURIFIED WATER.

Fast and easy; makes safe drinking water in 8 seconds - anywhere!



GLOBAL VIRUS PROTECTION





CARTRIDGE INSTALLATION



1 REMOVAL

Firmly grasp the Inner Press. Rotate the cartridge **counter-clockwise** until it separates from the Inner Press.



2 INSERTION

Firmly grasp the Inner Press. Insert cartridge into the bottom of the Inner Press.



3 IMPORTANT! LOCK CARTRIDGE

Rotate cartridge clockwise until you feel it **CLICK** and **LOCK INTO PLACE**. If the cartridge is not locked, it can fall off during use.

PROPER INSTALLATION OF CARTRIDGE PREVENTS CROSS-CONTAMINATION.

CARE AND USE

DO NOT USE SOAP ON PURIFIER CARTRIDGE.

Do not wash cartridge with soap or other cleaning agents. Soap will damage the purifier media. You may rinse cartridge with clean water as needed.

WASH GEOPRESS (NOT PURIFIER CARTRIDGE) BY HAND.

The Outer [Re]Fill, Inner Press, and Drink-Thru Cap can all be washed by hand with warm, soapy water. Do not put any components into a dishwasher. Do not wash Purifier Cartridge with soap or any other cleaning agents.

LONG-TERM STORAGE.

For long-term storage, prepare GEOPRESS for storage to prevent growth of mildew and odors. Thoroughly dry cartridge by performing one 'dry press' by pressing the wet Purifier into an empty (no water) Outer Refill and dump excess water. Allow cartridge to air-dry thoroughly (depending on humidity it will take 2-4 days to completely dry). Hand wash all other parts with warm, soapy water. Reassemble unit to create air tight seal for storage. Cartridges can last up to three years after opening if cared for properly between uses.

LIFESPAN OF PURIFIER CARTRIDGES.

The lifespan of a cartridge varies with the quality of the water sources; the clearer, the better. High levels of silt or sediment will shorten the lifespan of the cartridge. Typically, when using clear water, a cartridge will be effective for **~350 cycles (65 gal/ 250L)**. As "press time" reaches **~25 seconds** (or three years have elapsed since first use) it's time to replace your cartridge.

SHELF LIFE OF UNUSED PURIFIER CARTRIDGES.

Stored under proper conditions, an unused (and airtight) cartridge has a shelf life of 10 years.

ON AN AIRPLANE.

As an airplane climbs to cruising altitude, cabin pressure drops, causing air to expand inside GEOPRESS. Prevent leaking by flying with your GEOPRESS completely empty (no water to leak) or completely full (no air to expand). Once you've reached cruising altitude, use GEOPRESS normally.

PRECAUTIONS

PURIFY FRESHWATER ONLY.

Use freshwater only (no other liquid). **NO salt or brackish water.**

CROSS-CONTAMINATION.

Do not expose/fill the Inner Press with untreated water, cross contamination may occur. If this does happen, disassemble and wash GEOPRESS (not Purifier Cartridge) with soapy water and rinse thoroughly. Alternatively, thoroughly dilute potential contaminants by pressing (and agitating) water through the GEOPRESS Purifier 5-7 times.

SOURCING THE BEST WATER.

Always begin with the cleanest (least silty) water available. For instance, streams are generally better than lakes and bogs (which are often have higher levels of sediment and tannins).

CYANOBACTERIA, EXCESSIVELY HIGH LEAD LEVELS, MERCURY, ETC.

Purifier Cartridges are designed to remove trace levels of chemicals and heavy metals. The GEOPRESS was NOT designed to protect against industrial disasters, coal ash spills, very high lead levels, mercury, nuclear disasters or toxic blue-green algae (cyanobacteria), etc. Find another water source in these situations.

CAUTION WITH TANNINS

Tannins are natural organic compounds that leach from decomposing vegetation and trees and can cause purifier cartridges to prematurely stop working. In high concentrations, tannins are easily recognizable, as they turn water tea-colored and form *blackwater rivers*. Do not use GEOPRESS in water with high tannin concentration.

NO FREEZING.

Cartridges are not significantly degraded after one freeze/thaw cycle. However, don't use a cartridge after 3 or more freeze/thaw cycles. Protect your GEOPRESS in freezing temperatures by keeping it full of water and insulate in a jacket or sleeping bag.

NO HOT (OR BOILING WATER) OR MICROWAVES.

Do not expose Purifier Cartridge to water hotter than 120F (50C), it will harm purifier media. Do not put the GEOPRESS in the microwave.

DURABILITY AND ACCIDENTAL DROPS.

Incredibly durable, a GEOPRESS Purifier withstands drop tests (at full capacity) up to 10 feet (3 meters).



GIVING BACK



GRAYL® pledges 1% of sales to the preservation and restoration of the natural environment. 1% For The Planet is a global network of businesses, nonprofits and individuals working together for a healthy planet. More than \$175 Million dollars has been given back to the environment.

WE HAVE YOU COVERED

WARRANTY

Every GRAYL is accompanied by a ten (10) year warranty covering workmanship and materials.

TESTING STANDARDS

Independently tested by certified laboratory to meet or exceed NSF protocol 42 and 53 for pathogen and chemical removal. Meets the EPA Guide Standard and Protocol for testing microbiological water purifiers.

ZERO WASTE RECYCLING PROGRAM

To participate in our zero waste cartridge recycling program, please visit us at www.grayl.com/recycle

QUESTIONS?

For answers to the most common questions, live chat, and product support, please visit www.grayl.com/help

INTERNATIONAL MANUALS

Manual / Handbuch / Manuali / Manuals / マニュアル / คู่มือ
www.grayl.com/manuals

GRAYL®

#EMPOWERADVENTURE

@thegrayl / www.grayl.com

BPA
FREE

TEN YEAR
WARRANTY