

PARISSA WAX STRIPS SUPER PACK LEGS & BODY

Parissa Wax Strips Legs & Body are easy to use, pre-lined wax strips for instant hair removal. These wax strips are larger sized, perfect for the legs & body.

Ingredients (Common)



Pine Resin

A naturally sticky extract from pine trees.



Castor Seed Oil

A natural vegetable oil extracted from the Castor plant.




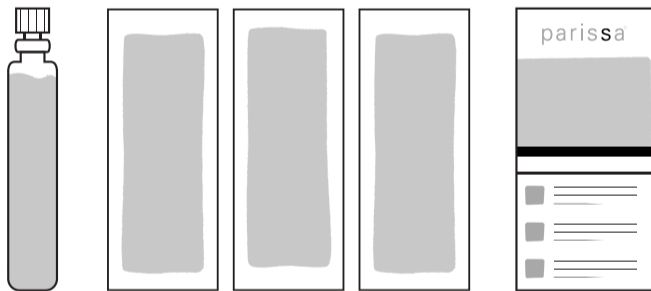
Beeswax

A natural wax that is firm at room temperature.

Ingredients (INCI)

Glyceryl Rosinate, Ricinus Communis Seed Oil, Cera Alba

Kit Contains



- 1 8ml Azulene Oil
- 2 20 (10 x 2 sided) Strips
- 3 Photo Instructions

Why We Love Wax Strips:

- ✓ Easy to use
Wax Strips are mess free, making them perfect for beginners.
- ✓ Effective
Our high quality Parissa Salon waxes (resin based) 'salon' wax makes them effective on all hair types.
- ✓ Convenient
These ready to use wax strips makes them perfect for travel or quick touch-ups.
- ✓ Instant Results
Two simple steps: Press on & zip off for professional results in no time.

Why We Love Waxing:

- ✓ Long Lasting Smoothness
Waxing means skin stays smooth for weeks longer than shaving.
- ✓ Softer Re-growth
When hair is lifted from the root, regrowth becomes softer and sparser over time.
- ✓ Natural Ingredients
Made with safe and gentle ingredients from natural origins.

INSTRUCTION SHEET

Before Waxing

Wait! Before you start, do a patch test.

When using new beauty products always test for allergies. How? Apply a small amount of wax to your skin, wait 24 hours. If no redness or irritation occurs it's OK to go ahead and use the product.


General waxing tips Parissa Salon waxes (Resin Based)

- i** Do not bathe, wash or clean skin before waxing.
- i** The skin's natural oils provide a buffer between wax and skin.
- i** Sparingly applying some talc (soft) powder to the area is an option, this can help keep the skin dry in warmer weather.
- i** Don't wax over the same area more than once during a single waxing session.
- i** Previously shaved hair can be stubbly and resistant. Wait for at least two weeks hair growth ($\frac{1}{2}$ cm or $\frac{1}{4}$ ") before waxing.
- i** Avoid waxing before or after strenuous exercise.
- i** Remove any wax left on skin with the Azulene aftercare oil included in the kit (or other gentle oils such as baby oil or mineral oil).

Waxing

How To Use Parissa Wax Strips

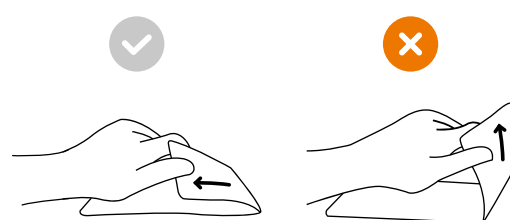
- 1 Warm strips gently between your hands.
- 2 Slowly peel apart.
- 3 Firmly press on strip in the direction of hair growth.
- 4 While keeping skin taut, zip away strip in opposite direction of hair growth.



Speed & technique are key for best results.

Always remove strips quickly and in one motion. Never pull straight up, pull backwards and stay close and in parallel the skin as this helps reduce discomfort.

Note: The same strip may be used several times.



INSTRUCTION SHEET

After Waxing

Clean any excess wax remaining on the skin with Azulene Oil.

Other gentle oils such as baby oil or mineral oil will also work just fine to clean away wax. Parissa salon waxes (Resin Based) will not clean away with water, they are oil soluble.

Some redness after waxing is normal.

Most people experience some level of temporary pinkness or redness to the skin after waxing. Depending on the area waxed and the hair type (fine or coarse) this should disappear in 20 minutes to a few hours. If irritation and redness persists, discontinue use. High skin sensitivity may occur after first use, but can decrease with each waxing session as the hair grows back sparser, finer and weaker.

Waxing Tips by Body Area



1 Bikini line

If the hair is longer in this area, trim down to around 1/2" (1cm). Keep the skin taut as possible, and work in small areas.



2 Upper Lip

Keep lips taut over teeth throughout process. Work on only half of the area at a time. Smooth on strip from centre to corner & zip-off towards centre in one quick motion.



3 Underarm

Place arm behind head as far back as possible to keep skin taut. Check direction of hair growth as it varies, work in small areas.

FAQS

How long will I stay smooth for?

Regrowth time varies from person to person. But expect hair regrowth anytime from 2 to 6 weeks after waxing. Over time the hair grows back more slowly as well as sparser and finer.

Are Parissa Wax Strips available in different sizes?

Parissa Wax Strips come in a larger size strips for legs & body, and a smaller size for the face & bikini areas. However, you can use either size wax strips anywhere on the body as suits your shape. It's also possible to cut the strips with scissors to make smaller strips as required.

What is Azulene oil for?

Applying Azulene oil daily will moisturize your skin and help to prevent ingrown hair. Parissa Azulene Oil is extracted from the plant known as Chamomile. It is used as an after care oil for hair removal waxing as it has antiseptic and anti-inflammatory properties. The unique colour blue is from a compound called Azulene, this is mostly found within the essential oil of plants from the Asteraceae family (i.e. Chamomile). A larger bottle of Parissa Azulene Oil is sold separately, with an easy application spray head.

How do I prevent ingrown hairs?

Regular exfoliation also helps prevent ingrown hairs. Wait at least 24 hours after waxing before starting exfoliation. Parissa Exfoliating Gloves are sold separately and can be used in the bath or shower.

Warnings: Always Follow Parissa's Waxing Instructions.

- ⚠ Improper use of waxes can cause skin lifting, bruising or skin irritation. If in doubt, contact Parissa before waxing for extra instructions or advice.
- ⚠ Do not wax sensitive, sunburned, irritated, broken or injured skin.
- ⚠ Avoid waxing over varicose veins, moles, warts or other skin irregularities.
- ⚠ Do not use alcohol or astringents before or after waxing.
- ⚠ Do not use beauty or cosmetic products on the skin immediately after waxing.
- ⚠ Do not use deodorants or antiperspirants for 24 hours after underarm waxing.
- ⚠ Do not wax skin treated with vitamin A derivatives such as Retin A, Isotretinoin (Accutane) or Glycolic Acid or Alpha Hydroxy Acid products.
- ⚠ Do not sunbathe before or after waxing.



BACK TO WAX STRIPS
SUPER PACK

