

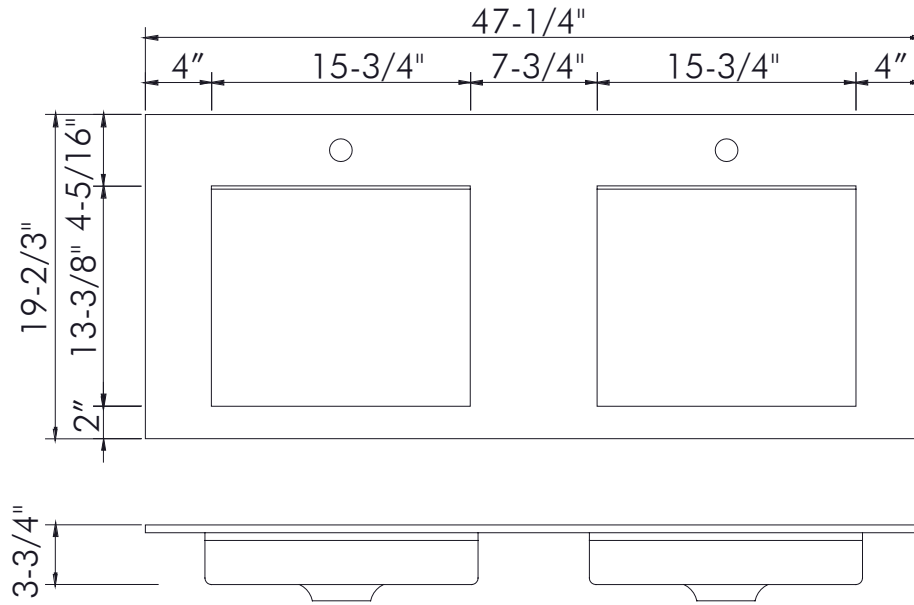


DAX-AB-1332



SOLID SURFACE SINKS SERIES






FEATURES

- Solid surface material
- White matte finish
- Vessel installation
- Size W 47-1/4" x H 19-2/3" x D 3-3/4"





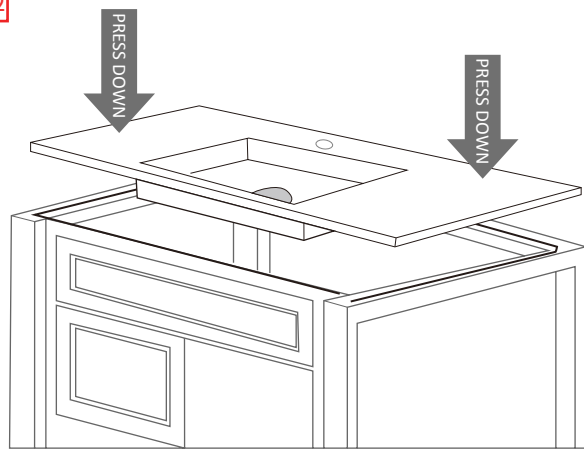
01



Inspect installation area and make sure cabinet is secured properly. Apply silicone sealant around the topside of the cabinet's edge using a caulking gun.

Carefully place the wash basin into the cabinet and press down firmly. Make sure to clean away any excessive sealant.

02



Connect the water supply to the faucet according to faucet instructions. Attach drain pipe assembly. Use clear or color matched silicone to seal drain.

Check for leaks at the water supply and drain connections.

For parts or sale requirements please contact our customer service department:



CS@daxib.com



1 888 685 8236